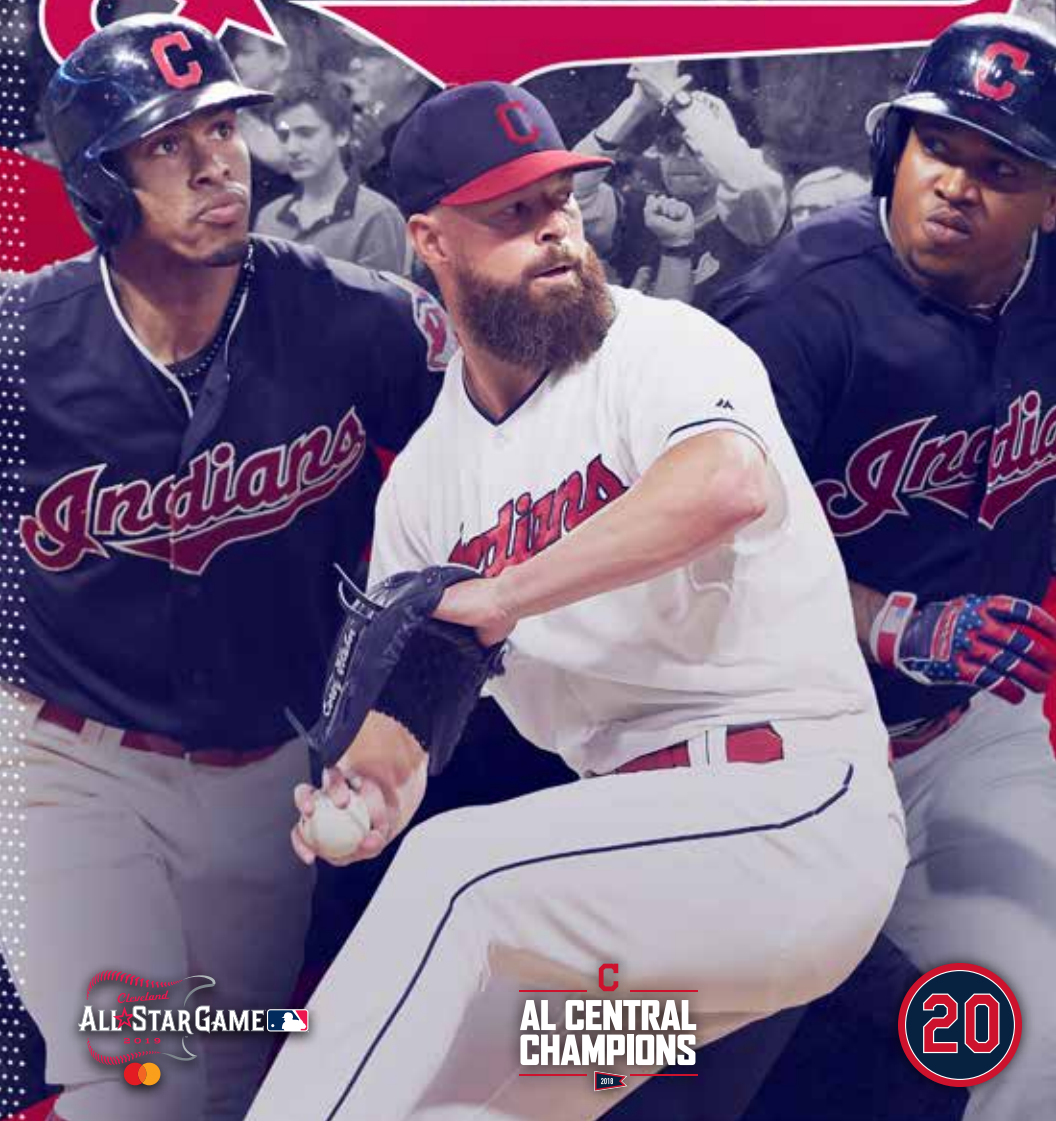


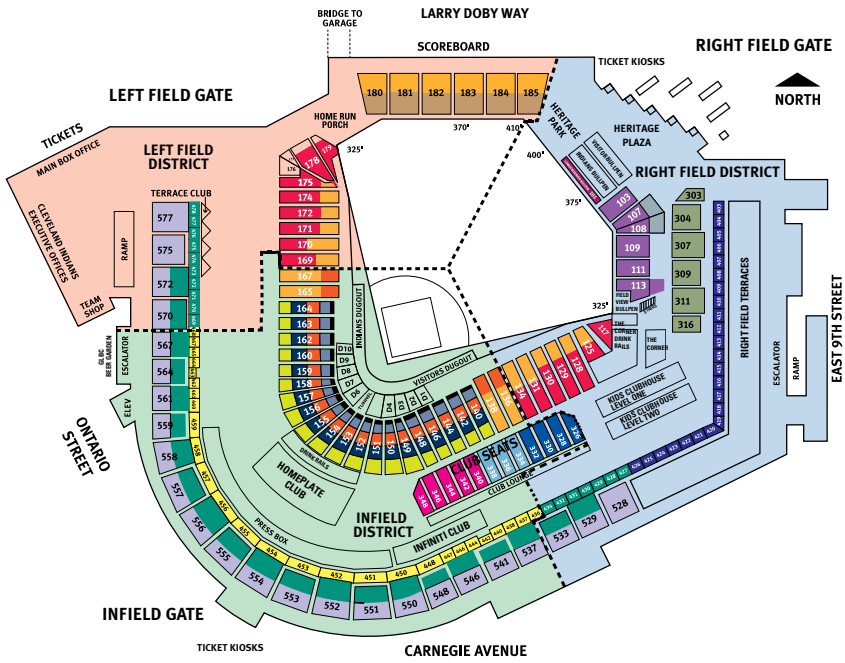
2019 INFORMATION & RECORD BOOK

Indians





SEATING DIAGRAM



	INFIELD DISTRICT
	LEFT FIELD DISTRICT
	RIGHT FIELD DISTRICT

	DIAMOND BOX
	CLUB INFIELD
	CLUB MIDFIELD
	CLUB OUTFIELD
	FIELD BOX FRONT
	FIELD BOX MIDDLE
	FIELD BOX BACK
	LOWER BOX FRONT
	LOWER BOX
	LOWER RESERVED BULLPEN

	LOWER RESERVED
	LOWER RESERVED PATIO
	UPPER BLEACHERS
	LOWER BLEACHERS
	FAMILY DECK
	VIEW BOX
	UPPER BOX
	UPPER BOX OUTFIELD
	UPPER RESERVED

Indians®

2019 SEASON SCHEDULE

MARCH/APRIL

SUN	MON	TUE	WED	THU	FRI	SAT
				28 ● 4:10	29	30 ● 2:10
				MIN		MIN
31 ● 2:10	1 ● 4:10	2	3 ● 1:10	4 ● 6:10	5 ● 7:10	6 ● 4:10
MIN	CWS		CWS	TOR	TOR	TOR
7 ● 1:10	8	9 ● 1:10	10 ● 1:10	11 ● 1:10	12 ● 8:15	13 ● 7:15
TOR		DET	DET	DET	KC	KC
14 ● 2:15	15 ● 10:10	16 ● 10:10	17 ● 6:40	18	19 ● 7:10	20 ● 4:10
KC	SEA	SEA	SEA	ATL	ATL	
21 ● 7:30 2:00 HOU	22	23 ● 6:10 7:10 MIA	24 ● 7:10	25 ● 8:10	26 ● 8:10	27 ● 4:05
ATL		MIA	MIA	HOU	HOU	HOU

JULY

SUN	MON	TUE	WED	THU	FRI	SAT
	1	2 ● 8:15	3 ● 8:15	4 ● 1:15	5	6 ● 4:10
		KC	KC	KC		CIN
7 ● 1:10	8	9	10	11	12 ● 7:10	13 ● 7:10
CIN	ALL-STAR BREAK IN CLEVELAND, OH				MIN	MIN
14 ● 1:10	15 ● 7:10	16 ● 7:10	17 ● 7:10	18 ● 7:10	19 ● 7:10	20 ● 7:10
MIN	DET	DET	DET	DET	KC	KC
21 ● 1:10	22 ● 7:07	23 ● 7:07	24 ● 7:07	25 ● 8:15	26 ● 8:15	27 ● 7:15
KC	TOR	TOR	TOR	KC	KC	KC
28 ● 2:15	29	30 ● 7:10	31 ● 7:10			
KC		HOU	HOU			

MAY

SUN	MON	TUE	WED	THU	FRI	SAT
			1 ● 7:10	2	3 ● 7:10	4 ● 4:10
			MIA		SEA	SEA
5 ● 1:10	6 ● 6:10	7 ● 6:10	8 ● 6:10	9 ● 1:10	10 ● 9:57	11 ● 4:05
SEA	CWS	CWS	CWS	CWS	DAK	DAK
12 ● 4:07	13 ● 8:10	14 ● 2:10	15	16 ● 6:10	17 ● 7:10	18 ● 4:10
DAK	CWS	CWS		BAL	BAL	BAL
19 ● 1:10	20 ● 6:10	21 ● 6:10	22 ● 1:10	23 ● 6:10	24 ● 7:10	25 ● 4:10
BAL	OAK	OAK	OAK	TB	TB	TB
26 ● 1:10	27 ● 4:05	28 ● 7:10	29 ● 7:10	30 ● 8:10	31 ● 8:10	
TB	BOS	BOS	BOS	CWS	CWS	

AUGUST

SUN	MON	TUE	WED	THU	FRI	SAT
				1 ● 7:10	2 ● 7:10	3 ● 7:10
				HOU	LAA	LAA
4 ● 1:10	5 ● 7:10	6 ● 7:10	7 ● 1:10	8 ● 8:10	9 ● 8:10	10 ● 7:10
LAA	TEX	TEX	TEX	MIN	MIN	MIN
11 ● 2:10	12 ● 10:10	13 ● 7:10	14 ● 8:10	15 ● 7:05	16 ● 7:05	17 ● 1:05
MIN	BOS	BOS	BOS	NYN	NYN	NYN
18 ● 1:05	19	20 ● 7:10	21 ● 7:10	22 ● 7:10	23 ● 7:10	24 ● 7:10
NYN		NYM	NYM	NYM	KC	KC
25 ● 1:10	26	27 ● 7:10	28 ● 7:10	29 ● 1:10	30 ● 7:10	31 ● 6:10
KC		DET	DET	DET	TB	TB

JUNE

SUN	MON	TUE	WED	THU	FRI	SAT
						1 ● 2:10
						CWS
2 ● 2:10	3	4 ● 7:10	5 ● 7:10	6 ● 7:10	7 ● 7:10	8 ● 4:10
CWS		MIN	MIN	MIN	NYN	NYN
9 ● 1:10	10	11 ● 7:10	12 ● 7:10	13	14 ● 7:10	15 ● 6:10
NYN		CIN	CIN		DET	DET
16 ● 1:10	17 ● 8:05	18 ● 8:05	19 ● 8:05	20 ● 2:05	21 ● 7:10	22 ● 4:10
DET	TEX	TEX	TEX	TEX	DET	DET
23 ● 1:10 1:00 BAL	24 ● 7:10	25 ● 7:10	26 ● 1:10	27	28 ● 7:05	29 ● 4:05
DET	KC	KC	KC		BAL	BAL

SEPTEMBER

SUN	MON	TUE	WED	THU	FRI	SAT
1 ● 1:10	2 ● 7:10	3 ● 7:10	4 ● 7:10	5 ● 1:10	6 ● 8:10	7 ● 7:10
TB	CWS	CWS	CWS	CWS	MIN	MIN
8 ● 2:10	9 ● 10:07	10 ● 10:07	11 ● 8:07	12	13 ● 7:10	14 ● 7:10
MIN	LAA	LAA	LAA		MIN	MIN
15 ● 1:10	16	17 ● 7:10	18 ● 7:10	19 ● 7:10	20 ● 7:10	21 ● 7:10
MIN		DET	DET	DET	PHI	PHI
22 ● 1:10	23	24 ● 8:10	25 ● 8:10	26 ● 8:10	27 ● 7:05	28 ● 4:05
PHI		CWS	CWS	CWS	WSH	WSH
29 ● 3:05	30					
WSH						

HOME

AWAY

Radio Network

MLB

INDIANS.COM

FOX SPORTS ONE

FOX

FOX

ESPN

3

All Game Dates and Times are Subject to Change. Schedule Tentative as of January 2019.

**CALLING
CLEVELAND
OUR HOME
SINCE 1937**



Progressive Casualty Ins. Co. & affiliates. 18030415.X (1/19)

PROGRESSIVE

TABLE OF CONTENTS

2019 INDIANS	POSTSEASON/ALL-STAR REVIEW	RECORDS/HISTORY CONTINUED
Francona, Terry.....52-54	1920 Review.....On Line	Historical Dates.....2-7
Birthdays.....113	1948 Review.....On Line	Home/Road, Year-by-Year.....360-361
Coaches.....55-65	1954 Review.....On Line	Home Runs
Phonetic Pronunciations.....94	1995 Review.....On Line	3 in a Game.....355
Players.....72-198	1996 Review.....On Line	4 in a Game.....354
Roster Formation.....70	1997 Review.....On Line	4 Straight in One Inning.....354
AWARDS	1998 Review.....On Line	30 or More in a Season.....354
BBWAA, Cleveland Awards.....333	1999 Review.....On Line	American League Leaders.....354
Boudreau and Feller Award Recipients.....215	2001 Review.....On Line	Club Records.....352
Cleveland Indians Hall of Fame.....17, 19-24	2007 Review.....On Line	First ML At-Bat.....338
Cy Young.....330	2013 Review.....On Line	Home Field.....355
Gold Glove.....330	2016 Review.....On Line	Individual Records.....353
Manager of the Year.....330	Clinch Dates.....On Line	Leaders by Position.....354
Most Valuable Player.....330	PROGRESSIVE FIELD	Last Time It Happened.....385-387
National Baseball Hall of Fame.....380	Dimensions.....14	League Park.....17
Rolands Reliever of the Year.....330	Facts, Additional.....14	Managers.....321
Rookie of the Year.....330	Firsts.....14	Miscellaneous Records.....379
Silver Slugger.....330	Funding.....14	Opening Day Line-Ups.....325-329
Sporting News Awards.....331-332	Genesis.....13	Owncorp Information.....30-31
BROADCASTING	Ground Rules.....14	Pitching
Broadcasters Bios.....392-393	Heritage Park and Indians Hall of Fame.....18-24	Leaders, Year-by-Year.....362-364
History.....390-391	Home Runs, Top Distances.....13	No-Hit Games Against Indians.....369
Radio Network.....391	Odds and Ends.....15	No-Hit Games By Indians.....369
MISCELLANEOUS	Overview.....12	Saves, 20 or More In A Season.....366
BBWAA, Cleveland Chapter.....387	Seating Capacity.....13	Strikeouts.....368
Cleveland Indians Charities.....396	Seating Diagram.....Inside front cover	Twenty Game Winners, Indians.....372
How To Figure.....395	RECORDS/HISTORY	Pitching Records
Items of Interest.....394-395	All-Star Game Review, In Cleveland.....381	All-Time Career Leaders.....360
MLB.com.....16	Indians in All-Star Games.....382	All-Time Single Season Leaders.....361
MLB Network.....10	All-Time Records vs. Opponents.....320	Club/Game.....368
Media Game Day Information.....384	All-Time Roster.....300-309	Club/Season.....367
National Baseball Hall of Fame.....198	Attendance, Year-by-Year.....324	Individual/Game, Inning.....370
Pre-Game Workout Schedule/Gate Info.....384	Batting	Individual/Lifetime.....370
Schedule.....Inside back cover	.320 or Better.....356	Individual/Season.....371
Spring Training Information.....388-389	Hits, 200+ In a Season.....357	League Leaders.....373-374
OPPONENTS	Hit Streaks.....356	Rookie Records.....370
Opponents.....On Line	Leaders, Year-by-Year.....339-343	Retired Uniform Numbers.....312-319
PERSONNEL	RBI, 100+ In a Season.....357	Sockalexis, Louis.....8-9
Antonetti, Chris.....32	RBI, 8 or More in One Game.....338	Starts, Best and Worst.....320
Athletic Training.....66-67	RBI, Leaders by Position.....354	Streaks, Winning and Losing.....322
Baseball Operations.....40-48	Year-by-Year Team Batting.....336-337	Team Names.....8-9
Behind the Scenes.....49-50	Batting Records	Tenure with Indians.....323
Club Directory.....25-29	All-Time Career Leaders.....334	SEASON IN REVIEW, 2018
Club Executives.....30-39	All-Time Single Season Leaders.....335	Catching Breakdown.....293
Dolan, Paul.....30	Club/Game, Inning, DH.....344-348	Day-by-Day.....294-296
John Sherman.....31	Club/Season.....344	Disabled List.....On Line
Servicing the Media.....392	Individual/Game, Inning.....349	Indians Statistics
Strength and Conditioning.....68	Individual/Lifetime.....347	Batting.....291
PLAYER DEVELOPMENT/SCOUTING	Individual/Season.....348	Pitching.....292
Affiliates.....200-201	League Leaders.....350-351	Record by Day of Week, by Month.....293
Departmental Directories.....202-203	Rookie.....347	Runs by Inning.....293
Draft Selections.....215	Brothers with Cleveland Indians.....323	Standings.....291
Goodyear Complex Staff.....213	Cleveland Stadium.....17	Team Highlights.....288-290
Managers/Coaches.....219-233	Coaches, All-Time.....69	Transactions.....On Line
Minor League Players.....234-279	Cycle, Indians Who Hit for It.....338	Won-Lost Breakdown.....297
Player Development Staff.....208-214	Fathers/Sons with Cleveland Indians.....323	
Prospect Rankings.....218	Fielding	
Schedules, 2019.....280-285	Percentage, Top/Season.....375	
Scouts.....204-208	Year-by-Year.....360-361	
	Fielding Records	
	Club/Game.....375	
	Club/Season.....375	
	Individual/Game.....376	
	Individual/Season.....376-377	
	Finishes.....310-311	
	General Managers, Past.....40	
	Hall of Fame Members.....17-24	
	Heritage Park.....18	

The 2019 Cleveland Indians Information & Record Book was produced by the club's Baseball Information staff: Bart Swain, Court Berry-Tripp, Andrew Gruman and Alex Kryah. Special thanks to Ryan Milowicki and Nina Zimmerman for their work on the 2018 postseason guide. Additionally, a big thank you to Jeremy Feador and Carrie Nagy for content and layout for updated historical and Progressive Field sections. Statistical and transaction information courtesy of MLB Baseball Information System, the Elias Sports Bureau, STATS LLC & Baseball-Reference.com. Special thanks to Aaron Charlton/Jeff Chernow of STATS LLC, Jerod Scheetz and John Krepp for research assistance. Unless otherwise specified, photos throughout book courtesy of Dan Mendlik, Gregory Drezdon or from Cleveland Indians archives. Information included herein was current as of Feb. 5, 2019. This is a copyrighted publication; all rights reserved. Any reproduction without written consent from the Cleveland Indians is prohibited.

© 2019 Cleveland Indians Baseball Club

A HISTORY OF THE CLEVELAND INDIANS

1865-1872

Cleveland Forest Citys become the first professional baseball team in Cleveland.

1879-1884

Cleveland Blues join the National League.

1889-1899

Cleveland Spiders join the National League.

MAY 1, 1891

The Cleveland Spiders defeat the Cincinnati Reds, 12-3, in the first game played at League Park, which remains Cleveland's home field until the end of the 1946 season.

1897

Cleveland Spiders sign Louis Sockalexis.



1901

Cleveland becomes a charter member of the American League, when Western League President Ban Johnson moves the Grand Rapids franchise to Cleveland in 1900.

1902

Cleveland experiences its first winning season — finishing 69-67.

1903

The team undergoes another name change, becoming the Naps in honor of Napoleon "Nap" Lajoie. Lajoie signed with Cleveland in 1902 after a legal ruling prevented him from playing in Pennsylvania. He also served as player-manager from 1905 to 1909.

SEPTEMBER 18, 1908

Bob Rhoades tosses the franchise's first no-hitter against the Red Sox.

OCTOBER 2, 1908

Addie Joss pitches baseball's fourth perfect game, besting Chicago White Sox hurler Ed Walsh. Joss secures the win while throwing just 74 pitches.

JULY 19, 1909

Playing shortstop for an injured Terry Turner, Neal Ball catches Amby McConnell's line drive, steps on second base and then tags Jake Stahl, executing the first unassisted triple play in MLB history.

APRIL 20, 1910

Addie Joss tosses his second no-hitter against the same team, blanking the White Sox, 1-0.

JULY 19, 1910

Cy Young earns 500th win when the Naps defeat Washington. When he retires in 1911, Young will have amassed 511 wins, still an MLB record.



Cy Young

SEPTEMBER 27, 1914

Nap Lajoie becomes the first player in a Cleveland uniform to reach 3,000 career hits when he smashes a double off of Yankees pitcher Marty McHale.

APRIL 1916

Tris Speaker becomes a Cleveland Indian. Nicknamed "The Grey Eagle" due to his premature gray hair, Speaker holds MLB and Cleveland's franchise record for most career doubles.

JUNE 26, 1916

The Indians become the first club to wear uniform numbers in Major League Baseball. The numbers were located on the players' left sleeve.

MAY 24, 1918

Stan Coveleski goes 19 innings, a franchise record, as the Tribe defeats the Yankees, 3-2.

SEPTEMBER 10, 1919

Ray Caldwell no-hits the New York Yankees as Steve O'Neill catches his third no-no.

OCTOBER 1920

The Tribe wins its first world championship, besting the Brooklyn Robins (Dodgers) 5 games to 2 in the 9-game series. Elmer Smith hit the first grand slam in World Series history, while pitcher Jim Bagby becomes the first pitcher to homer in a World Series game. Bill Wambsgans records the only unassisted triple play ever turned in the postseason.

JULY 7, 1923

The Indians set a franchise record with 27 runs in a game against the Red Sox.

MAY 17, 1925

Player-manager Tris Speaker collects his 3,000th career hit. Speaker would go on to amass 3,516 hits in his career and is elected to the Baseball Hall of Fame in 1937.

1926

Tribe first baseman George Burns becomes the Indians first winner of the Most Valuable Player award.

SEPTEMBER 17, 1930

Earl Averill becomes the first member of the Tribe to hit three home runs in the same game.

APRIL 29, 1931

Wes Ferrell no-hits the St. Louis Browns and hits a home run in the game.

1932

Jack Graney begins play-by-play broadcasting of Indians games, becoming the first former Major League Baseball player to go on to be a radio broadcaster.

JULY 31, 1932

Nearly 80,000 fans attend the first game at Cleveland Municipal Stadium between the Cleveland Indians and Philadelphia Athletics. Mel Harder surrenders the only run and the Tribe drops the contest to Lefty Grove and the A's. Initially, Municipal Stadium splits time with League Park as home to the Indians, but takes over full duties in the 1947 season.

JULY 8, 1935

Cleveland hosts MLB's 3rd Mid-Summer Classic. Cleveland native and Tribe star Joe Vosmik gets the start in right field. The American League takes a quick 3-0 lead that it never relinquishes, taking the contest, 4-1.

JUNE 27, 1939

In the first home night game in Cleveland history, Bob Feller pitches a one-hitter and the Indians defeat the Tigers, 5-0.

APRIL 16, 1940

Bob Feller pitches the only Opening Day no-hitter in baseball history. Rollie Hemsley's fourth inning RBI triple is all the Tribe needs to defeat the Chicago White Sox at Comiskey Park, 1-0.

1940

Posting a season consisting of 27 wins, 2.61 ERA and 261 strikeouts, Bob Feller becomes the only pitcher in Indians history to win the Triple Crown.

DECEMBER 8, 1941

Upon hearing the news of Pearl Harbor, Indians ace Bob Feller enlists in the Navy, volunteering immediately for combat service. He becomes the first Major League Baseball player to do so. Feller achieves the rank of Chief Petty Officer and serves on the USS Alabama.

APRIL 30, 1946

Bob Feller throws his second no-hitter, defeating the Yankees, 1-0.

1946

Bob Feller sets the Indians franchise record for most strikeouts in a season (348).

JULY 5, 1947

Only a few months after Jackie Robinson makes his MLB debut, Cleveland's Larry Doby becomes the first African-American to play in the American League when he pinch-hits against the Chicago White Sox.

JULY 10, 1947

Don Black no-hits the Philadelphia Athletics, 3-0.

JUNE 30, 1948

Bob Lemon no-hits the Detroit Tigers, 2-0.

OCTOBER 4, 1948

In the first-ever one-game playoff in American League history, the Indians defeat the Boston Red Sox, 8-3, behind rookie Gene Bearden's complete game performance. Player-manager Lou Boudreau smashes two home runs and Larry Doby contributes with two doubles.

OCTOBER 9, 1948

In the pivotal Game 4 of the 1948 World Series, Larry Doby's home run makes the difference in a 2-1 Tribe victory. Steve Gromek goes the distance, shutting the Braves offense down to a single run.

OCTOBER 11, 1948

The Cleveland Indians capture their second World Series crown behind the pitching of Bob Lemon and Gene Bearden, defeating the Boston Braves 4-3 to take the series, 4-2.



Bill Veck and Larry Doby

1948

Tribe Player-Manager Lou Boudreau is named the American League MVP.

JULY 1, 1951

Bob Feller pitches his third no-hitter, blanking the Detroit Tigers, 3-0.

1953

Third baseman Al Rosen becomes the Indians third MVP winner. Rosen narrowly misses becoming a Triple Crown winner when he falls .001 short of Mickey Vernon's A.L.-leading average.

JULY 13, 1954

Cleveland hosts the 21st MLB All-Star Game. Cleveland's second All-Star Game features Tribe infielder Al Rosen smashing two home runs and going 3-4 with five RBI in an 11-9 A.L. win.

OCTOBER 2, 1954

The 111-win Cleveland Indians ball club, led by 23 game winners Early Wynn and Bob Lemon, are swept by Willie Mays and the New York Giants in the 1954 World Series, 4-0.

1955

Left-handed pitcher Herb Score has a breakout rookie season, fanning 245 in 227.1 innings. Score is named to the All-Star team and is voted Rookie of the Year.

AUGUST 11, 1957

The Cleveland Indians retire Bob Feller's number 19 — the first retired number in franchise history.

JUNE 10, 1959

Rocky Colavito becomes the only member of the Cleveland Indians to hit four home runs in one game. The Rock's six RBI cap an 11-8 Indians victory over the Baltimore Orioles.



Bob Feller and Manager Steve O'Neill

JULY 3, 1963

The 34th All-Star Game was played at Cleveland Municipal Stadium. The National League defeats the American League, 5-3, and the Giants' Willie Mays was named MVP.

JULY 13, 1963

Early Wynn goes five innings in a 7-4 Cleveland victory over the Kansas City Athletics. Wynn becomes the only player to win his 300th game with the Tribe. Nine years later, Wynn was inducted into the Baseball Hall of Fame.

JUNE 10, 1966

Sonny Siebert no-hits the Washington Senators, 2-0.

JULY 9, 1970

Lou Boudreau's number 5 is retired by the Cleveland Indians. The Hall of Fame shortstop played in the Majors for 15 seasons, 13 with the Indians. The former player-manager is elected to the Baseball Hall of Fame in the same year with 77 percent of the vote.

1971

Chris Chambliss becomes the Indians' second Rookie of the Year.

1972

In his first season as a member of the Cleveland Indians, Gaylord Perry dominates, posting a 1.92 ERA, 29 complete games and pitching five shutouts. Perry becomes Cleveland's first-ever winner of the Cy Young Award.

JULY 19, 1974

Dick Bosman no-hits the eventual World Series Champions Oakland Athletics, 4-0. Bosman's own fielding error with two outs in the 4th allowed the only baserunner.

APRIL 8, 1975

On Opening Day, Frank Robinson debuts as player-manager becoming the first African-American manager in MLB history. In the bottom of the first, Robinson hammers a homer in his first at-bat.

JUNE 8, 1975

The Cleveland Indians retire Earl Averill's number 3. The former Tribe outfielder was voted into the Baseball Hall of Fame by the Veteran's Committee earlier in the year.

MAY 30, 1977

On May 30, Dennis Eckersley hurls the Indians' 10th no-hitter, a 1-0 win over the California Angels. A first-inning walk is Eck's only blemish on the day, while a first-inning run is the only offense of the game by the Tribe.

1980

Indians rookie outfielder Joe Charboneau wins the American League Rookie of the Year Award, receiving 73 percent of the vote.

MAY 15, 1981

Lenny Barker retires 27 consecutive batters on May 15, 1981 to become the first Cleveland player to hurl a perfect game since Addie Joss in 1908.

AUGUST 9, 1981

Indians host their fourth All-Star Game, and boast the top-three All-Star Game crowds in Major League history.

MAY 2, 1984

Andre Thornton ties an American League record for walks in a game with six.

SEPTEMBER 16, 1987

Joe Carter becomes Cleveland's first 30/30 player when he swipes his 30th bag against the Seattle Mariners.

JULY 28, 1990

The Cleveland Indians retire longtime coach and former player Mel Harder's number 18.

1990

Acquired from the Padres in the Joe Carter trade, All-Star catcher Sandy Alomar Jr. wins Rookie of the Year and a Gold Glove.



Dick Jacobs

JUNE 25, 1992

Charles Nagy, Mel Harder and Sandy Alomar Jr. participate in a "First Pitch" at what becomes Jacobs Field.

APRIL 8, 1993

Carlos Baerga hits two home runs in the same inning – one as a righty and one as a lefty.

OCTOBER 3, 1993

The Tribe plays the final baseball game at Cleveland Municipal Stadium, a 4-0 loss to the White Sox.

APRIL 4, 1994

Jacobs Field opens in front of a sellout crowd of 41,459 fans. In a dramatic come-from-behind victory, the Indians top the Mariners 4-3 in 11 innings.

MAY 13-JUNE 19, 1994

Indians win a franchise record 18 straight home games.

JULY 3, 1994

Larry Doby's number 14 is retired by the Cleveland Indians.

DECEMBER 8, 1994

Indians awarded 68th All-Star Game in 1997.

MAY 7, 1995

Longest game by time (6:36) and innings (17.0) in franchise and ballpark history with a 10-9 win over the Minnesota Twins.

JUNE 12, 1995

Indians' Major League-record of 455 consecutive sellouts begins with a crowd of 41,845 vs. Baltimore.

JULY 16, 1995

Manny Ramirez hits a game-winning homer in the 12th inning off Oakland's Dennis Eckersley.

SEPTEMBER 8, 1995

The Cleveland Indians become the first team to clinch a Central Division title, beating the Baltimore Orioles, 3-2.

OCTOBER 1, 1995

Indians finish season with an MLB record 30.0 game division lead. Previous record was 27.5 games by the 1902 Pirates.

OCTOBER 3, 1995

Tony Pena's game-winning homer in the 13th inning in Game 1 of the Division Series against Boston gives the Tribe its first postseason win since October 11, 1948.

OCTOBER 24, 1995

Indians win first World Series game since 1948 over Atlanta, 7-6.

OCTOBER 26, 1995

Jim Thome's 436-foot bomb off Atlanta reliever Brad Clontz in Game 5 of the 1995 WS helps the Tribe defeat the Braves.

1995

In a shortened season, the Indians post a record of 100-44. Albert Belle records 50 home runs and Eddie Murray hits his 3,000th career hit. Ending 40 years of frustration, the Indians top the Red Sox in the first ever ALDS and beat the Mariners for the A.L. Pennant. The magical season ends in the World Series against the Atlanta Braves.

APRIL 7, 1996

Kenny Lofton becomes the franchise's all-time leader in stolen bases vs. Toronto.

SEPTEMBER 17, 1996

Indians capture their second Central Division title, defeating the White Sox 9-4 in Chicago.

APRIL 30, 1997

Mark McGwire hits the second-longest homer in ballpark history, a 485 ft bomb off Orel Hershiser off the Budweiser sign on the left field scoreboard.



Kenny Lofton and Mike Hargrove

JULY 8, 1997

Sandy Alomar, Jr. becomes the first player to hit a home run in his hometown All-Star Game since Hank Aaron in 1972. His two-run home run in the bottom of the 7th put the A.L. up 3-1, and Alomar is named the All-Star game MVP.

SEPTEMBER 9, 1997

The Indians set the Major League record for consecutive sellouts by selling out their 204th game. The Colorado Rockies sold out 203 straight before a non-sellout on September 6, 1997.

SEPTEMBER 23, 1997

The Indians win their third consecutive Central Division crown. The Tribe defeats the Yankees in the ALDS and then the Orioles in the ALCS to reach its second World Series in three years. The season ends in heartbreaking fashion – in Game 7 of the World Series against the Marlins.

OCTOBER 5, 1997

Sandy Alomar's 8th-inning home run off Yankees reliever Mariano Rivera in Game 4 of the Division Series saves the Tribe from elimination. The Indians go on to win the series in five games.

OCTOBER 11, 1997

In the 12th inning, Omar Vizquel misses a suicide squeeze bunt, but Marquis Grissom is called safe at home, scoring the winning run of ALCS Game 3.

APRIL 15, 1998

David Bell hits the first inside-the-park homer in the history of the ballpark off Seattle's Randy Johnson.

JUNE 20, 1998

Indians retire Bob Lemon's number 21.

SEPTEMBER 15-19, 1998

Manny Ramirez hits three homers in one game vs. Toronto on September 15th. He tied several Major League-records by hitting five home runs over two games (9/15-16), six over three games (9/15-17) and eight over five.

SEPTEMBER 16, 1998

Indians clinch the Central for the fourth straight season, defeating the Minnesota Twins, 8-6.

MAY 7, 1999

Indians overcome Tampa Bay leads of 9-1 and 10-2 with 18 runs over 6th, 7th, and 8th innings (sent 33 men to the plate over last 3.0 innings, crushing 5 HR and 21 hits) to defeat the Devil Rays 20-11. The 31 runs were the most combined runs scored in Progressive Field history.

JULY 3, 1999

Jim Thome hits longest homer in ballpark history, a 511 foot bomb off Don Wengert, in the 2nd inning to center field hitting the fence bordering Eagle Ave.

SEPTEMBER 8, 1999

The Indians win the Central Division for the fifth consecutive season.

OCTOBER 1, 1999

Manny Ramirez records his 165th RBI to set the Tribe franchise record, surpassing the record of 162 held by Hal Trosky in 1936.

SEPTEMBER 25, 2000

Indians host first three-team doubleheader since the St. Louis Cardinals hosted the New York Giants and Boston Braves on September 13, 1951. Indians defeated Chicago 9-2 in the afternoon game and lost to Minnesota 4-3 in game two at night.

OCTOBER 1, 2000

Indians collect 90th win in last game of the season by defeating David Wells and Toronto, 11-4. Manny Ramirez hit a homer in his last at-bat as an Indian. Sandy Alomar, in his last game as an Indian, collects his 91st homer with Cleveland, passing Jim Hegan for the most homers by an Indians catcher in franchise history.

APRIL 4, 2001

Jacobs Field sell-out streak ends at 455 games.

JULY 21, 2001

Indians celebrate 100th Anniversary in a pregame ceremony with 40 members of the "Top-100 Greatest Indians Roster."

AUGUST 5, 2001

Down 14-2 against the Seattle Mariners, the Tribe scores 12 in the last three innings to tie the game and go on to win 15-14 on a Jolbert Cabrera broken bat single.

SEPTEMBER 30, 2001

After missing the playoffs in 2000, the Indians clinched the Central Division with a 9-1 victory over Minnesota.

2001

Omar Vizquel wins his ninth consecutive Gold Glove (8th with the Indians).

JULY 14, 2002

Tribe erase 7-4 New York Yankee lead on July 14, 2002 with six runs in the ninth inning off Mariano Rivera, the last four coming on Bill Selby's first career grand slam to end the game.

SEPTEMBER 28, 2002

Jim Thome hits his franchise record 52nd home run of the season.

JULY 8, 2003

Billy Traber becomes the first Indians rookie pitcher since Herb Score (7/30/55 at Baltimore) to toss a complete game, one-hit shutout vs. New York.

AUGUST 14, 2003

Travis Hafner hits for the cycle against the Minnesota Twins.

SEPTEMBER 20, 2003

Josh Bard's home run vs. Boston was the 1,000th by an Indian in Progressive Field history.

JULY 28, 2006

LHP Jeremy Sowers tosses second straight shutout vs. Seattle, becoming first Indians rookie since Dick Tidrow in 1972 to throw consecutive shutouts.

AUGUST 13, 2006

DH Travis Hafner ties MLB single-season record by hitting his sixth grand slam of the season vs. Kansas City off Luke Hudson

SEPTEMBER 25, 2006


Casey Blake hits the club's 14th grand slam of the season to tie the MLB single-season record for grand slams, a mark now shared with the 2000 Oakland A's.

SEPTEMBER 23, 2007

Indians clinch their first A.L. Central Division title since 2001 with a 6-2 victory over Oakland with a stellar pitching performance from Jake Westbrook. Indians go on to play five home (11 total) postseason games versus the New York Yankees and Boston Red Sox.

OCTOBER 5, 2007

The Tribe defeat the Yankees in Game 2 of the ALDS. The club rallies in the 8th when midges swarm Joba Chamberlain, leading to a run-scoring wild pitch.



Sandy Alomar, Jr.



CC Sabathia & Cliff Lee

JANUARY 11, 2008

Progressive Insurance purchases the naming rights of the ballpark for 16 years. Jacobs Field will now be called Progressive Field.

MAY 12, 2008

Indians second baseman Asdrubal Cabrera turns the 14th unassisted triple play in Major League history, accomplishing the feat in the second game of a double header against Toronto.

AUGUST 25, 2008

Grady Sizemore becomes just the 10th player in American League history to record 30 homers and 30 steals in the same season.

AUGUST 27, 2011

In his second game back with the Tribe, DH Jim Thome celebrates his 41st birthday by hitting a solo homer, his first HR as an Indian since 9/28/02, which was also vs. KC. It is his 602nd career HR, including his club-record 335th as an Indian.

SEPT. 24, 2013

After a pair of solo shots by the White Sox in the top half of the frame erased a 3-2 lead, PH Jason Giambi hit a two-out, two-run walk off HR in the ninth off Addison Reed to give Cleveland a thrilling 5-4 win over Chicago.

OCTOBER 2, 2013

The Indians fall to Tampa Bay in the Wild Card Game.



Francisco Lindor reacts to game-tying, 9th inning during Game 22 of record winning streak

2013

Terry Francona wins A.L. Manager of the Year in his first year at the helm of the Tribe. Tito leads a turnaround of the club from 65 wins in 2012 to 90 wins in 2013.

JUNE 9, 2014

Lonnie Chisenhall records nine RBI, tying Chris James' franchise record for RBI in a nine-inning game.

2014

Corey Kluber wins his first Cy Young Award.

MAY 13, 2015

Corey Kluber ties Bob Feller's strikeout record in a 9-inning game when he records 18 K's against the St. Louis Cardinals.

JULY 2, 2016

Rajai Davis hits for the reverse cycle: HR, 3b, 2b, 1b.

JULY 30, 2016

Jason Kipnis hits 2,000th Progressive Field home run (Indians only) vs. the Oakland Athletics.

AUGUST 19, 2016

Tyler Naquin's walk-off inside-the-park home run on August 19, 2016 vs. Toronto gives the Indians a 3-2 win.

OCTOBER 6, 2016

The Tribe deliver three home runs in four batters off Rick Porcello to take the lead in Game 1 of the ALDS.

NOVEMBER 2, 2016

Rajai Davis' 2-run home run in Game 7 of the 2016 World Series against Chicago's Aroldis Chapman erases a 6-4 lead tying the game at 6.

2016

The Cleveland Indians clinch their eighth Central Division title. The Tribe defeats the Red Sox and Blue Jays in the American League playoffs, but falls to the Chicago Cubs in the World Series. Terry Francona wins his second AL Manager of the Year Award.

SEPTEMBER 14, 2017

Down to their last out, Francisco Lindor doubles home Erik Gonzalez to tie the game, and Jay Bruce hits a walk-off double in the bottom of the 10th to extend the Indians-American League-record 22-game win streak. The streak surpasses the 2002 Oakland A's 20-game win streak and is second only to the 1916 New York Giants 26-game streak.

SEPTEMBER 16, 2017:

The Indians capture their second consecutive Central Division title and ninth overall.

2017

Corey Kluber becomes the Cleveland Indians' first two-time Cy Young Award winner. Kluber receives 28 of 30 first place votes to secure the award.

AUGUST 18, 2018

Cleveland Indians retire Jim Thome's number 25. Earlier in the summer, Jim was inducted into the Baseball Hall of Fame, becoming only the second Indians player to be selected on his first ballot (Bob Feller).

SEPTEMBER 9, 2018

Jose Ramirez becomes the third Indians player to reach the 30/30 plateau.

SEPTEMBER 15, 2018

The Indians clinch their ninth Central Division title. It is the Tribe's third straight division title and fourth playoff appearance under Terry Francona.

JULY 2019

Cleveland hosts sixth MLB All-Star Game, awarded Jan. 2017

History of Cleveland Names

1865 FOREST CITIES

Cleveland was known as the Forest Citys.

1889 SPIDERS

The 1889 Cleveland club was comprised of so many tall and skinny players, the management decided to accent their features, and changed the name of the club to Spiders.

1900 BLUES

Referring to the bright blue uniforms worn by the team.

1902 BRONCHOS

The 1902 Cleveland players didn't like the name Bluebirds. They voted and chose the more forceful nickname Bronchos.

1903 NAPS

The team discarded the blue uniforms and a local daily newspaper sponsored a naming contest. "Naps" was selected in honor of Napoleon Lajoie.

1915 INDIANS

Upon Lajoie leaving Cleveland for Philadelphia following the 1914 season, team officials determined a new name was in order for the 1915 season.

According to The Plain Dealer of January 17, 1915, team owner Charles W. Somers invited the Cleveland baseball writers to help in the selection of a new club name. The writers solicited their readers for suggestions. Through this process the name "Cleveland Indians" was selected. "Indians" was one of the names used by

LOUIS FRANCIS SOCKALEXIS

Louis Francis Sockalexis (1871-1913) was a Penobscot Indian from Old Town, Maine and the first American Indian to play Major League Baseball and be clearly recognized as an Indian. His very presence during Cleveland's spring training of 1897 caused a sensation wherever Sockalexis went and first inspired the use of the nickname "Indians" for the Cleveland club by newspaper writers.



Indeed, Sockalexis' first season in a Cleveland uniform was a season comparable only to that of Jackie Robinson and Larry Doby as a landmark campaign featuring an athlete attempting to hurdle prejudice to succeed.

Sockalexis was considered one of the greatest collegiate baseball players of his day. He batted well over .400 in two seasons at Holy Cross College in

Worcester, Mass. In addition to his slugging prowess, "Sock" was known for his legendary long, accurate throws from the outfield to cut down runners and his base-stealing skill (he once stole six bases in one game against Brown University). So spectacular were his feats on the diamond at the school that, in 1956, when the Holy Cross Athletic Hall of Fame was created, Sockalexis was the first athlete inducted.

Baseball Hall of Fame player-manager Hughie Jennings wrote of him: "At no time has a player crowded so many remarkable accomplishments into such a short period of time as Sockalexis. He should have been the greatest player of all times - greater than Cobb, Wagner, Lajoie, Hornsby or any of the other men who made history for the game."

Sockalexis broke the Native American color barrier in 1897 and paved the way for manager John McGraw (who played against Sockalexis as a Baltimore third baseman in 1897) of the New York Giants to add catcher John Meyers and outfielder/Olympic champion Jim Thorpe to his roster, while legendary manager Connie Mack (who praised Sockalexis in his autobiography) added future Hall of Fame pitcher Charlie Bender to his powerhouse Philadelphia A's teams of the early 20th Century. McGraw once wrote: "If Sock had stayed up for five years he could well have been better than Cobb, Wagner or Ruth."

In spite of the presence of three future Hall of Fame stars on the 1897 Cleveland Spiders club - Cy Young, Bobby Wallace and Jesse Burkett - it was Sockalexis everyone turned out to see play. And they were not disappointed. Against Hall of Fame pitcher Amos Rusie, possessor of the fastest and nastiest breaking pitch of his day, Sockalexis powered a long home run in his very first at bat in New York City at the Polo Grounds.

Louis Sockalexis was inducted into the Maine Sports Hall of Fame in 1985. He was also inducted, along with his second cousin, marathon runner Andrew Sockalexis (Boston Marathon second place finisher 1912 and 1913, fourth place finisher in the 1912 Olympic Marathon at Stockholm), into the American Indian Athletic Hall of Fame in April, 2000 in Tulsa, OK.

PLAYING RECORD

	G	BA	AB	R	H	2B	3B	HR	RBI	BB	SB
1897 CLE	66	.338	278	43	94	9	8	3	42	18	16
1898 CLE	21	.224	67	11	15	2	0	0	10	1	0
1899 CLE	7	.273	22	0	6	1	0	0	3	1	0
TOTALS	94	.313	367	54	115	12	8	3	55	20	16



Photo credit: Penobscot Nation

the National League club of Cleveland two decades earlier.

The old National League club began to be referred to as the "Indians" upon the arrival of Louis Francis Sockalexis, a Penobscot Indian from Old Town, Maine, who was a member of that club in 1897.

The following day on January 18, 1915, on page eight of The Plain Dealer, the choice of the name "Indians" was further amplified.

"Many years ago there was an Indian named Sockalexis who was the star of the Cleveland baseball club. As batter, fielder and baserunner he was a marvel. Sockalexis so far outshone his teammates that he naturally came to be regarded as the whole team. The 'fans' throughout the country began to call the Clevelanders the 'Indians.' It was an honorable name, and while it stuck the team made an excellent record.

It has now been decided to revive this name. The Clevelanders of 1915 will be the 'Indians.' There will be no real Indians on the roster, but the name will recall fine traditions. It is looking backward to a time when Cleveland had one of the most popular teams of the United States. It also serves to revive the memory of a single great player who has been gathered to his fathers in the happy hunting ground of Abenakis."



BASEBALL... IT'S IN OUR DNA

LIVE LOOK-INS AND ANALYSIS ON MLB TONIGHT™
PLUS 5 LIVE GAMES EACH WEEK



OUR NATIONAL PASTIME
ALL THE TIME®



GO TO FINDMLBNETWORK.COM FOR CHANNEL LINEUP.
© 2019 MAJOR LEAGUE BASEBALL PROPERTIES, INC. ALL RIGHTS RESERVED.



Photo credit: Whitney Kuszmaul

PROGRESSIVE FIELD



Cleveland Indians Hall of Fame 19-24

Dimensions of Progressive Field 14

Firsts 14

Funding for Progressive Field 14

Genesis of Progressive Field 13

Ground Rules 14

Heritage Park 18

Odds & Ends at Progressive Field 15

Other Homes of the Indians 17

Overview 12

Seating Capacity Breakdown 13

Top Home Run Distances at Progressive Field 13



Progressive Insurance purchased the naming rights to the ballpark on January 11, 2008.

Historians are certain to identify the year 1994 as a significant time in the history of the city of Cleveland. The Gateway Sports and Entertainment Complex, consisting of Progressive Field (formerly Jacobs Field), the current home of the Indians, and Quicken Loans Arena (formerly Gund Arena), will be remembered as the crown jewel in the city's ever-changing urban landscape.

Gateway was made possible by its own 50/50 public/private partnership - through the support and cooperative efforts of the Cleveland business community, government, the Indians, our neighbors the Cavaliers, sports fans, and most importantly, the people of Cuyahoga County.

Progressive Field is an urban ballpark in the truest sense, both architecturally and aesthetically. Built within the physical boundaries of the three main streets in downtown Cleveland (Ontario to west, Carnegie to south, and East 9th Street to the east), Progressive Field offers a fan-friendly facility featuring an intimate environment. The exposed steel design, which matches that of the many bridges on the north coast, and the vertical light towers, which match the smoke stacks of Cleveland's industrial zone and the high-rise office buildings in Cleveland's downtown area, are just a couple of Progressive Field's architectural features that blend with Cleveland's cityscape.

Progressive Field initially opened its gates to fans on Saturday, April 2, 1994 for an exhibition game against the Pittsburgh Pirates, but the official opener occurred on Monday, April 4, 1994. The Indians came from behind in exciting fashion to defeat the Seattle Mariners 4-3 on an 11th-inning single by Wayne Kirby. The opener included all of the pageantry of Opening Day, highlighted by President Bill Clinton throwing out the first pitch.

Two Cleveland institutions - the Cleveland Indians and Progressive Insurance - joined forces on January 11, 2008 to help bring the excitement of championship baseball to fans everywhere. The ballpark that was tabbed as Jacobs Field in 1994 is now Progressive Field.

Progressive, a leading car, motorcycle and commercial auto insurer, partnered with the Indians on a 16-year deal for the naming rights to the ballpark and also became the Official Auto Insurer of the Cleveland Indians. Progressive's payments to the Indians over the 16-year term of the agreement were expected to average approximately \$3.6 million annually.

Now entering its 26th season with an array of privately-financed structural and technological ballpark enhancements, Progressive Field has played host to the World Series on three occasions (1995, 1997 & 2016), Postseason play 11 times (1995-1999, 2001, 2007, 2013, 2016-18 - 47 home games, over two million fans), and the 1997 All-Star Game. It led Major League Baseball in attendance in 2000, sold out prior to Opening Day five seasons (1996-2000), set a Major League record for consecutive sellouts with 455 and has entertained over 56 million fans during the regular season.

A three-year series of renovations from 2015-17 significantly enhanced the fan experience at Progressive Field, as the Indians have worked to substantially upgrade technology (MLB's largest scoreboard, new audio system, enhanced Wi-Fi, LED light towers), re-imagine communal spaces (The Corner Bar, Kids Clubhouse, drink rail areas) and build a diverse menu of dining alternatives by inviting local restaurants, such as Melt, Barrio & Great Lakes Brewing Co., into the ballpark.

GENESIS OF PROGRESSIVE FIELD

- May 1984** Voters in Cuyahoga County defeat ballot issue to increase property tax for building a 100% publicly funded domed stadium in downtown Cleveland.
- Dec. 1985** First property acquisition occurs.
- June 1987** Demolition of site begins.
- May 1990** Cuyahoga County voters pass the tax on alcohol and cigarettes to finance the sports complex.
- Dec. 1990** Gateway sells out of tax-exempt bonds in one day.
- June 1990** Gateway Economic Development Corporation is formed.
- July 3, 1991** Gateway Board of Trustees approve a 20-year baseball park lease with the Cleveland Indians.
- Jan. 12, 1992** Implosion of Cold Storage Building marks final, major building remaining on Gateway site.
- Jan. 13, 1992** Excavation begins.
- April 16, 1992** First concrete is poured.
- June 1992** Ceremonial First Pitch at Progressive Field with Mel Harder, Charles Nagy and Sandy Alomar.
- Aug. 24, 1992** First structural steel beams erected for ballpark.
- June 1993** Last piece of steel is raised on the ballpark. Seat installation begins.
- Sept. 1993** Sod laid in the ballpark.
- Oct. 1993** General seating installation completed in the ballpark.
- April 4, 1994** First game vs. Seattle Mariners.
- Jan. 11, 2008** Name changed from Jacobs Field to Progressive Field.



*The 42nd U.S. President, Bill Clinton
April 4, 1994*

Progressive Field

Designed by: Hellmuth, Obata & Kassabaum, Inc.

SEATING CAPACITY

Diamond Box Front Row	194
Diamond Box	872
Field Box	4,465
Lower Box	5,140
View Box	1,581
Lower Reserved	1,889
Lower Reserved Bullpen	89
Family Deck	999
Upper Box	6,644
Bleachers	2,752
Upper Reserved	4,771
Premium Seating	1,028
Club Level	1,891
Premium Club	124
Upper Outfield Terrace	1,067
Bar/LF SRO	1,282

TOTAL SEATS 34,788
+Suite/Premium Club SRO & General SRO's consists of 2,652

Top Home Run Distances



1. **511 ft** — Jim Thome, July 3, 1999 vs. Kansas City
2. **485 ft** — Mark McGwire, April 30, 1997 w/Oakland
3. **481 ft** — Manny Ramirez, July 26, 2007 w/Boston
4. **479 ft** — Jim Thome, July 17, 2000 vs. Houston
5. **478 ft** — Jim Thome, July 27, 1999 vs. Detroit
6. **477 ft** — Jim Thome, October 11, 1999 vs. Boston
7. **477 ft** — Travis Hafner, June 25, 2005 vs. Cincinnati

Ground Rules

- ◆ Batted ball hitting foul pole or attached screen: **FAIR BALL**.
- ◆ Thrown or fairly batted ball that goes behind or under field tarp or drum covers and remains: **2 BASES**. Ball rebounding into playing field: **IN PLAY**.
- ◆ Ball striking the roof or colored facing of dugout, camera pits, Dugout Suites, or the netting that is attached to the roof of these areas is out of play: **2 BASES**.
- ◆ Thrown ball that enters camera pits, dugouts, or Dugout Suites: **2 BASES**.
- ◆ Pitched ball that strikes the roof, facing, or netting attached to the roof, or enters camera pits, dugouts, or Dugout Suites: **1 BASE**.
- ◆ Ball passing through or under outfield fence: **2 BASES**.
- ◆ Fair batted ball that travels over the yellow line on top of the outfield wall (on the fly): **HOME RUN**.
- ◆ Thrown or pitched ball that strikes fence rails and/or wire mesh in front of dugouts or camera pits and returns to the field: **IN PLAY**.
- ◆ Thrown or fairly batted ball that goes over or between fence rails from the camera pits extending to foul pole: **2 BASES**.
- ◆ Fair batted ball bouncing over outfield wall: **2 BASES**.

PROGRESSIVE FIELD FIRSTS

FIRST GAME: April 4, 1994, vs. Seattle Mariners.

ATTENDANCE: 41,259.

FIRST PITCH: Cleveland starter DENNIS MARTINEZ to Seattle's 2B RICH AMARAL...called strike.

FIRST GAME TIME AND TEMPERATURE: 1:21 PM EDT, 48 degrees.

FIRST BATTER: Seattle 2B RICH AMARAL.

WINNING PITCHER: Cleveland's RHP ERIC PLUNK.

LOSING PITCHER: LHP KEVIN KING of the Mariners.

FIRST HIT: Mariners RF ERIC ANTHONY's home run in the 3rd inning off DENNIS MARTINEZ.

FIRST INDIANS HIT: CA SANDY ALOMAR's 8th inning single to RF.

FIRST INDIANS RUN: DH CANDY MALDONADO scored on RF MANNY RAMIREZ' 2-run 2B in the 8th inning.

FIRST HOME RUN: ERIC ANTHONY's solo HR in the 3rd inning.

FIRST INDIANS HR: EDDIE MURRAY's solo in 7th (4/7) off JOHN CUMMINGS.

FIRST GRAND SLAM: PAUL SORRENTO off Doug Linton on 5/9/95.

*** All firsts are from April 4, 1994 vs. the Seattle Mariners unless noted.*

Progressive Field Dimensions

Left Field: 325'

Left Center Field: 370'

Center Field: 405'

Right Center Field: 375'

Right Field Line: 325'

Left Field Wall (Ht): 19'

Height of Center Field and Right Field Fence: 9'

Right Field Corner (Ht): 13'

Additional Facts

ACREAGE:

Field—12 acres; Gateway Sports Entertainment Complex—28 acres;

HEIGHT:

Ballpark— Approximately 120 feet from the main concourse to top of sunscreen; Light Towers— The 19 vertical lights stand 200 feet above street level, 218 feet above the playing field.

FOOD AND BEVERAGE SUPPLIER:

Delaware North

Funding for Progressive Field

The Gateway Sports and Entertainment Complex was funded through the sale of Gateway Bonds, the Cuyahoga County 15-year luxury tax on alcohol and cigarette sales, private investments and pre-paid leasing on luxury seating.

COST: \$169 MILLION

PROGRESSIVE FIELD ODDS & ENDS

	2018	1994-2018 (All-Time)
RECORD:	49-32 (.605)	1,114-865 (.563)
COME-FROM BEHIND WINS:	17	562
WINS IN LAST AB:	10	279
WALK-OFF WINS	7	202
HOME RUNS:	107	2,243 (1979 games)
ATTENDANCE:	1,926,701 (80 dates)	56,263,233 (1965 dates)
AVERAGE ATTENDANCE:	24,084	28,637
SELLOUTS:	9	605
LARGEST CROWD:	35,353 (7/14 vs. NYY)	43,399 (9/1/99 vs. ANA)
LARGEST PLAYOFF CROWD:	37,252 (ALDS G3 vs. HOU)	45,274 (10/4/97 vs. NYY, ALDS G3)
SMALLEST CROWD:	9,843 (4/9 vs. DET)	8,726 (4/3/11 vs. CWS)
LONGEST GAME (TIME):	4:53 (5/27 vs. HOU, 14.0inn)	6:36 (5/7/95 vs. MIN, 17.0 inn)
SHORTEST GAME (TIME):	2:17 (8/18 vs. BAL)	1:56 (8/29/04 vs. CWS) 1:41 (7/18/05 vs. KC, 5.0 inn)
LONGEST GAME (INNINGS):	14.0 inn. (5/27 vs. HOU)	17.0 innings (5/7/95 vs. MIN)

PROGRESSIVE FIELD

MOST POSTSEASON GAMES, MLB, 1995-2018

New York Yankees	185
St. Louis Cardinals	135
Boston Red Sox	111
Atlanta Braves	105
Cleveland Indians	92

MOST POSTSEASON SEASONS, MLB, 1995-2018

New York Yankees	20
Atlanta Braves	15
Boston Red Sox	13
St. Louis Cardinals	13
Los Angeles Dodgers	12
Cleveland Indians	11

MOST AL CENTRAL TITLES, 1995-2018

Cleveland Indians	10
Minnesota Twins	6
Detroit Tigers	4
Chicago White Sox	3
Kansas City Royals	1

CLEVELAND HALL OF FAME MEMBERS (45)

Earl Averill	Sandy Alomar, Jr.
Carlos Baerga	Jim Bagby, Sr.
Albert Belle	Bill Bradley
Lou Boudreau	Jesse Burkett
Ray Chapman	Rocky Colavito
Stan Coveleski	Larry Doby
Bob Feller	Wes Ferrell
Elmer Flick	Mike Garcia
Joe Gordon	Mel Harder
Mike Hargrove	Jim Hegan
Joe Jackson	Charlie Jamieson
Addie Joss	Ken Keltner
Nap Lajoie	Bob Lemon
Kenny Lofton	Al Lopez
Sam McDowell	Charles Nagy
Steve O'Neill	Satchel Paige
Gaylord Perry	Frank Robinson
Al Rosen	Herb Score
Louis Sockalexis	Joe Sewell
Tris Speaker	Jim Thome
Andre Thornton	Hal Trosky
Omar Vizquel	Early Wynn
Cy Young	

SHARE THE GAME WITH THE NEXT GENERATION

GET INVOLVED AT PLAYBALL.org



2019 Major League Baseball Properties, Inc. All rights reserved. Major League Baseball trademarks and copyrights are proprietary to MLB entities. Visit MLB.com



PROGRESSIVE FIELD

OTHER HOMES OF THE INDIANS

LEAGUE PARK

DATE OPENED: May 1, 1891; Cleveland Spiders vs. Cincinnati Redlegs. Spiders won 12-3 in front of 9,000.

WP: Cy Young **LP:** Jesse Duryea

DATE CLOSED: September 21, 1946; Cleveland Indians vs. Detroit Tigers. Tigers won 5-3 in front of 2,472.

WP: Paul Trout **LP:** Jonas Berry

CAPACITY: 9,000 (1891-1910); 21,000 (1911-1938); 22,500 (1939-1946)

RECORD 1901-1946: 2,314-1,819 (.560)

HISTORICAL EVENTS: Four 1920 World Series games, including Bill Wambsgans' unassisted triple play and Elmer Smith's 1st grand slam in world series history, all in game 5...Addie Joss' perfect game on October 2, 1908...Babe Ruth's 500th homer on August 11, 1929...Joe DiMaggio hits in his 56th and final game in a row on July 16, 1941...4 no-hitters.

CLEVELAND STADIUM

DATE OPENED: July 31, 1932; Cleveland Indians vs. Philadelphia Athletics. The A's won 1-0 in front of 76,979.

WP: Lefty Grove **LP:** Mel Harder

DATE CLOSED: October 3, 1993; Cleveland Indians vs. Chicago White Sox. The White Sox were 4-0 winners in front of 72,390.

WP: Jason Bere **LP:** Charles Nagy

CAPACITY: 74,483

RECORD 1932-1993: 2,234-1,951 (.534)

HISTORICAL EVENTS: Hosted four (4) All-Star games and five (5) World Series contests...Len Barker's perfect game vs. Toronto on May 15, 1981...Bob Feller's 3rd no-hitter on July 1, 1951...First night game played on June 27, 1939 vs. the Tigers...Nolan Ryan's 324th and final win on August 15, 1993...Ted William's 500th home run on June 17, 1960...Joe DiMaggio's 56-game hitting streak is stopped on July 17, 1941...Frank Robinson's opening day homer on April 8, 1975, his first game as player/manager... nine (9) no-hitters.

HERITAGE PARK



The Cleveland Indians honor Frank Robinson, the first African American manager in Major League history, with the unveiling of a statue as the centerpiece of Heritage Park on May 27, 2017. Members of the 2017 team look on as Robinson addresses a crowd that includes family members, friends, Indians front office members and Hall-of-Famer Hank Aaron.

Located in the center field area of the ballpark, Heritage Park is available to all fans before, during and after all home games and is also available daily for special events throughout the season. Fans are able to explore and honor the rich 118-year history of the franchise as Heritage Park houses three distinct areas honoring the club's past – the Indians Hall of Fame (membership is below), a two-tiered monument park setting that honors 45 of the greatest names in club history, 38 memorable moments in club history placed throughout the area at ground level and the Top 100 Indians Roster as selected during the 100th Anniversary Celebration in 2001. The top-tier rotunda area (pictured above) honors the 19 members of the Indians Hall of Fame who are also enshrined in Cooperstown.

INDIANS DISTINGUISHED HALL OF FAME

(Established 2009)

Bill Veeck/Owner – 1946-49	Inducted in 2009
Richard E. Jacobs/Owner – 1986-2000	Inducted in 2009
Cy Slapnicka/GM & Scout – 1935-61	Inducted in 2010
Jim Warfield/Athletic Trainer - 1965-2002	Inducted in 2012
Jack Graney/OF - 1908-22; Announcer - 1933-53	Inducted in 2012
John Hart/General Manager - 1991-2001	Inducted in 2013
Jimmy Dudley/Announcer - 1948-67	Inducted in 2014
Mike Hegan/Legacy; Announcer - 1989-2011	Inducted in 2014
Hank Peters/President 1987-1991	Inducted in 2015

CLEVELAND INDIANS HALL OF FAME

The Cleveland Indians Hall of Fame was established in 1951 to recognize those players who achieved greatness in a Cleveland uniform. Selected by a committee consisting of baseball historians, writers, broadcasters and executives, inductees must have been active at least three seasons for Cleveland and be retired at least one year. It consists of 45 players.

In 2009, the Indians organization established the Distinguished Hall of Fame to honor those non-uniformed personnel whose contributions made a significant impact on the fortunes of the franchise.

Sandy Alomar (1990-2000) – C

Inducted in 2009

Set club record for home runs by a catcher (91) as the team leader during the most exciting decade in Indians history. The six-time All-Star led Cleveland to five consecutive (1995-99) A.L. Central Division titles. He won the 1990 A.L. Rookie of the Year Award and a Gold Glove after being acquired from San Diego. His best season of 1997 followed several injury-marred years. He homered and was MVP of the All-Star Game in Cleveland; batted .324 with 21 homers and 83 RBI to lead the Tribe to its second World Series in two years; and had five homers and 19 RBI in the 1997 postseason.

Earl Averill (1929-39) – OF

Inducted in 1951

The "Earl of Snohomish" was the third player to have their number retired (#3) by the Indians (1975). His 226 home runs with the Tribe was a club record until 1996. The six-time A.L. All-Star is the Tribe's all-time leader in runs (1,154), triples (121), RBI (1,084), total bases (3,200) and extra-base hits (724). He had a .322 average with 1,903 hits in 1,509 games for the Indians and hit .378 (A.L.-best 232 hits) in 1936. He was elected to National Baseball Hall of Fame in 1975.

Carlos Baerga (1990-96, 1999) – 2B

Inducted in 2013

Dynamic talent and personality became fan favorite by leading team from 105 losses in 1991 to World Series in 1995. Three-time A.L. All-Star matched baseball Hall of Fame second basemen Rogers Hornsby, Nap Lajoie and Joe Morgan for hitting prowess over four-year span ('92-'95), hitting .315 with 75 home runs and 389 RBI. Switch-hitter was the first Major Leaguer to hit homers from both sides of the plate in same inning, April 7, 1993. Hit .295 in 15 postseason games in 1995.

Jim Bagby Sr. (1916-23) – RHP

Inducted in 2007

"Sarge" went 122-85 with 131 complete games for Cleveland, including 23-13 with a 1.96 ERA in 1917. His "Fadeaway Pitch" found fame in 1920 while he led the A.L. in wins (31-12 record), complete games (30) and innings (339.2), helping the Indians win their first World Series. He was the first pitcher to hit a World Series homer – a three-run shot to the centerfield bleachers at League Park that helped beat Brooklyn, 8-1, in Game 5. His son Jim, Jr., went 55-54 for the Tribe (1941-45).

Albert Belle (1989-96) – OF

Inducted in 2016

One of baseball's most feared sluggers of the 1990s. Ranks in franchise top ten in Home Runs (2nd), RBI (10th), On-Base + Slugging (5th). Single-season franchise record holder in extra base hits with 103 in 1995 and Slugging PCT (.714) in 1994. In 1993 led MLB in RBI (129). In 1995 led MLB in Slugging Percentage (.690), Total Bases (377), Home Run s(50), Extra Base Hits (103), and tied for league lead in Doubles (52). In 1996 led A.L. in RBI (148). Four-time All-Star with the Tribe. Only player in baseball history to hit 50 hrs and 50 doubles in the same season (1995).

Lou Boudreau (1938-50) – SS

Inducted in 1954

Most popular player of his era, the "Boy Manager" was driving force behind Tribe's 1948 World Series Title. The shortstop was A.L. MVP in 1948 (.355, 18 HR, 106 RBI). He was the winningest manager in club history (728-649) as player-manager from 1942-50. Boudreau made seven All-Star Game appearances and was the batting champion (.327) in 1944. He was the second Tribe player to have their uniform number (#5) retired. Among the clubs all-time leaders in games, runs, hits, doubles and extra-base hits. Lou was elected to the National Baseball Hall of Fame in 1970.

Bill Bradley (1901-10) – 3B

Inducted in 1957

The native Clevelander anchored hot corner in first decade of club's franchise history. He jumped his contract with the Chicago Cubs in 1901 to join Cleveland. He set a number of career highs (.304, 11 HR, 77 RBI, 104 runs) in 1902 and had a career-best 84 RBI in 1904. Led A.L. third baseman in fielding percentage four times and hit .272 in 1,231 games with the Indians. Led the club in doubles and triples three times, runs scored twice and is among Tribe leaders in triples and steals. Bradley hit for the cycle on September 24, 1903 at Washington. After his playing days, he became a long time scout for the Indians.

Jesse Burkett (1891-98) – LF

Inducted in 1951

Known by teammates as "Crab" he was a career .338 hitter. Two times he batted above .400. In 1896, he led the national league in games (133), plate appearances, at-bats (586), runs (160), hits (240) and batting average (.410). Led Cleveland to two temple cups, winning the series in 1895. In 1899, he was traded to the St. Louis Perfectos when owner Frank deHass Robinson dismantled the spiders. He was inducted into the baseball hall of fame in 1946 and is the only member whose primary team is listed as the Spiders.

Ray Chapman (1912-20) – SS

Inducted in 2006

Standout shortstop was fatally beamed by pitcher Carl Mays of the Yankees on August 16, 1920 at Polo Grounds in New York, and died the next day. "Chappie" had been Cleveland's starting shortstop since 1913 and batted .300 or better in three of his final seasons. His 52 steals in 1917 was a club record until 1980. Led A.L. in runs (84) and walks (84) in 1918 and led club in runs scored three times. Hit .278 with 233 stolen bases in 1,015 games and was a fine fielder. Ranks among Tribe leaders in steals and triples.

Rocky Colavito (1955-59, 1965-67) – OF

Inducted in 2006

Electrified fans with power bat and strong throwing arm. "The Rock" tied Major League record with four consecutive HR June 10, 1959 at Baltimore. He hit 300 homers faster than all but four players in the history of baseball. Led the A.L. with 42 HR in 1959 and 108 RBI in 1965. In 1966, Colavito led the A.L. in slugging (.620) in 1958, home runs (42) in 1959, RBI (108) in 1965, and walks (93) and fielding (1.000) in 1966. He's among Tribe's all-time leaders in home runs and slugging percentage, hitting 190 homers in 913 games for the club and 374 in his career (1955-68). The three-time A.L. All-Star (1959, 1965-66) was voted most memorable personality in club history in a poll conducted in 1975.

Stan Coveleski (1916-24) – RHP

Inducted in 1966

Fourth winningest pitcher in club history and was mound star of 1920 World Series, tying Series record with three wins and brought a championship to Cleveland with 3-0 victory in the seventh game vs. Brooklyn. He allowed just two runs (0.67 ERA) in the three complete-game victories the entire series. Won 20+ games in four consecutive seasons (1918-21). Coveleski pitched a club-record 19 innings on May 14, 1918. Went 172-123 with 2.80 ERA, 31 shutouts and 194 complete games in nine years with Indians and was elected to National Baseball Hall of Fame in 1969.

Larry Doby (1947-55, 1958) – OF

Inducted in 1966

First African-American player in A.L. history. He helped the Tribe to two A.L. pennants as an all-around star outfielder. Doby, 23, was signed by Bill Veeck in 1947 after starring with the Negro League Newark Eagles. Hit .318 in 1948 World Series, including a decisive home run in game four. The outfielder led the A.L. in homers (32) and runs (104) in 1952 and homers (32) and RBI (126) in 1954. Among Tribe's all-time leaders in HR, RBI, walks and slugging percentage. Was the fifth player to have uniform number retired (#14) by Indians and was elected to National Baseball Hall of Fame in 1998.

Bob Feller (1936-56) – RHP

Inducted in 1957

Feller is arguably the greatest pitcher in club history. He is the Tribe's all-time leader in wins (266), strikeouts (2,581), walks (1,764) starts (484), complete games (279) and innings (3,827). "Rapid Robert" led the A.L. in wins six times and strikeouts seven times. He set club single-season records for strikeouts (348), innings (371), shutouts (10) and complete games (36) in 1946. Feller pitched a club-record three no-hitters and 12 one-hitters. The eight-time A.L. All-Star tossed 44 career shutouts and was the first player to have his uniform number retired (#19) by the Indians. A true patriot, Bob proudly served in the U.S. Navy from 1941-45. He was elected to the National Baseball Hall of Fame in 1962.

Wes Ferrell (1927-33) – RHP

Inducted in 2009

The only pitcher in MLB history to win 20 or more games in each of his first four full seasons, he was 91-48 during that time (1929-32). Compiled a 102-62 record with 113 complete games during his career in Cleveland. Overall with six teams through 1933, he had a 193-128 record. Holds the MLB record for home runs by a pitcher (37). Overall, he hit .280 with 38 homers and 208 RBI. Though he twice won 25 games, his most complete season was 1931 with Cleveland. He had a 22-12 record, 27 complete games, three saves, nine homers, 30 RBI and a .319 batting average. Owns the third best winning pct. (.622) in club history (based on 1,000 or more innings pitched).

Elmer Flick (1902-10) – OF**Inducted in 1963**

The speedy Bedford, Ohio native won 1905 A.L. batting title (.308). He led the league in triples three times (1905-'07) and steals twice. Ranks third in club history with 106 triples and sixth in steals (207). His career peaked from 1904-07 with four consecutive seasons batting over .300. The Tribe turned down Detroit's trade offer of Ty Cobb for Flick, who hit .299 in 935 games with Indians and .313 with 353 steals in his 13-year career. He was elected to the National Baseball Hall of Fame in 1963.

Mike Garcia (1948-59) – RHP**Inducted in 2007**

"The Big Bear" had a 142-96 record and 21 saves for Cleveland as he joined Hall of Famers Bob Feller, Bob Lemon and Early Wynn in the Indians' famed "big four" rotation. A three-time All-Star (1952-54), he twice led the A.L. in ERA (2.36 as a rookie in 1949 and 2.64 in 1954 as Cleveland won 111 games and the A.L. pennant). Garcia won 18 or more games in four straight seasons from 1951-54.

Joe Gordon (1947-50, 1958-60) – 2B/Manager**Inducted in 2008**

The acrobatic second baseman teamed with shortstop Lou Boudreau to form one of the finest double-play combinations in franchise history. "Flash" hit 32 home runs with 124 RBI in 1948 as the Indians were crowned World Series Champions. During his 11 year career, Gordon was a nine-time All-Star, including three times with Cleveland (1947-49). An inspirational leader, he became manager of the Indians in 1958 and guided the club to a second place finish in 1959. Gordon was involved in one of the most bizarre trades in baseball history when, as manager of the Indians in 1960, he was traded to Detroit for Tigers Manager Jimmy Dykes. It was the only time in baseball history that managers were traded.

Mel Harder (1927-47) – RHP**Inducted in 1951**

Revered legend made his mark as a pitcher and pitching coach, wearing an Indians uniform for 36 consecutive seasons. His 20 consecutive seasons as Tribe player and 582 games pitched are club records. He had a 223-186 career record and is second to Bob Feller in innings pitched, wins and starts. Harder's 13 scoreless All-Star innings, over four games (1934-37), is a Major League record. He won 15 or more games eight times and led the Indians in wins five times, innings pitched and ERA four times. Harder was the Tribe's pitching coach for 16 seasons (1948-63) before becoming the fourth Indians player to have their uniform number retired (#18).

Mike Hargrove (1979-99) – 1B/Manager**Inducted in 2008**

"Grover" spent 21 years with the Indians organization – including eight and a half seasons as the Tribe's manager (1991-99) and seven as a player (1979-85). He batted .325, .304 and .317 in his first three seasons with the Tribe, including a 23-game hitting streak in 1980. Hargrove compiled a 721-591 record as Indians manager, winning two A.L. pennants (1995 and 1997) and five consecutive A.L. Central Division Titles (1995-99). His 721 wins as manager ranked second to Lou Boudreau's 728 and his .550 winning percentage as Tribe skipper ranked third all-time to Boudreau and Al Lopez.

Jim Hegan (1941-57) – C**Inducted in 1966**

Was the catcher for the great Tribe pitching staffs of the 1950s, including the championship teams of 1948 and 1954. Known as a brilliant defensive catcher and handler of pitchers. Hegan caught 100+ games each season from 1947-56 and holds the catchers' club record for games (1,491) and putouts (6,959). He led A.L. catchers in double plays four times, putouts three times and assists twice. Caught three no-hitters and six different 20-game winning pitchers with the Tribe. Was a five-time A.L. All-Star, playing in 1,526 games over his 14 seasons with the Indians.

Joe Jackson (1910-15) – OF**Inducted in 1951**

"Shoeless" Joe Jackson, in 674 games, is the franchise leader in career batting average (.375). He set the club single-season records for batting average (.408) and hits (233) in 1911. Jackson led the A.L. in hits (226) and triples (26) in 1912 and hits (197), doubles (36) and slugging (.551) in 1913. Considered one of the greatest pure hitters in baseball history, only Ty Cobb and Rogers Hornsby have a higher Major League lifetime batting average than Jackson's .356. He was traded to Chicago (A.L.) in 1915 and barred from MLB in 1921 for involvement in the 1919 Black Sox scandal.

Charlie Jamieson (1919-32) – OF**Inducted in 2016**

One of the most beloved Cleveland players of his era. Known by fans and teammates as "Jamie" and "Ball Hawk." Ranks in franchise top ten in runs (4th), Hits (5th), Doubles (7th), At Bats (8th), Walks (9th), Total Bases (9th), Games Played (9th) Batting Average (10th), and Triples (10th). In 1923 led A.L. in Hits (222). Twice led MLB in singles (1923,1924). Member of 1920 World Series Champions. Cleveland celebrated "Charlie Jamieson Day" At League Park on May 11, 1929.

Addie Joss (1902-10) – RHP

Inducted in 2006

Joss is the owner of a perfect game, tossed on October 2, 1908 in the heat of a pennant race. The 1-0 win against Chicago ranks as one of baseball's all-time top pitching performances. Set the club record for ERA (1.16) in 1908. Throughout his time with the Tribe, he went 160-97, including a no-hitter against the White Sox on April 29, 1910, and is the Tribe's all-time leader in ERA (1.89) and shutouts (45), second in winning percentage (.623) and complete games (234). The righthander had four 20-win seasons (1905-1908), but died tragically in 1911 at the age of 31 of tubercular meningitis. He was elected to the National Baseball Hall of Fame in 1978.

Ken Keltner (1937-49) – 3B

Inducted in 1951

A seven-time All-Star at the hot corner with a glove and bat, Keltner made two brilliant defensive plays to help halt Joe DiMaggio's 56-game hitting streak in 1941 at Cleveland Stadium. He is the club's all-time leader at third base in games, putouts, assists and double plays. He totaled 163 homers, 850 RBI and .276 average in 1,513 games with the Indians. Had career highs of 31 HR, 119 RBI, 91 runs in 1948 and .325 average in 1939. He is also among the Tribe All-Time Leaders in games, at-bats, hits, doubles, home runs, total bases, RBI and extra-base hits.

Napoleon Lajoie (1902-14) – 2B

Inducted in 1951

An all-time great second baseman, he revived Cleveland baseball upon his arrival in 1902. He led the A.L. in batting average in 1903-04 and 1910. The team name of Naps from 1903 to 1914 was in his honor. He is the Tribe's all-time leader in hits (2,046) and at-bats (6,043) and among leaders in games, runs, doubles, triples, total bases, RBI, extra-base hits, batting average and steals. The player-manager from 1905-09, is a member of the 3,000 hit club and was elected to the National Baseball Hall of Fame in 1937.

Bob Lemon (1946-58) – RHP

Inducted in 1960

Conversion from position player to pitcher launched his Hall of Fame career that included 37 home runs and a no-hitter. A seven-time 20-game winner, led the A.L. in wins three times (1950, 1954-55). Trails only Bob Feller and Mel Harder in club wins (207), starts (350) and innings pitched (2,850). Lemon, a seven-time All-Star, went 207-108 with 22 saves in 460 games and is among the Tribe's All-Time Leaders in strikeouts, shutouts, winning pct. and complete games. He won two games in the 1948 Fall Classic and was the sixth Tribe player to have their number retired (#21). He was elected to the National Baseball Hall of Fame in 1976.

Kenny Lofton (1992-96, 1998-2001, 2007) – OF

Inducted in 2010

Among the most popular Indians ever as the catalyst atop the lineup of the great Cleveland clubs of the 1990s. Played 10 seasons becoming all-time club leader in stolen bases with 452. Ranks 3rd all-time in runs scored (975); 9th in hits (1,512); and 11th in walks (611). Led American League in stolen bases five straight seasons 1992-96. Established AL and club rookie record w/66 stolen bases in 1992. Led league in hits in 1994 w/160, and in triples in '95 w/13. Dynamic style and athletic ability earned him four gold gloves. Was a five-time A.L. All-Star. Member of Indians 100th Anniversary Starting Lineup.

Al Lopez (1951-56) – Manager

Inducted in 2006

"El Senor" guided Tribe to 1954 A.L. pennant and five second place finishes to the NY Yankees in six seasons at helm of Indians. Winning percentage of .617 (570-354) is best in club history. Earned 1,140 career wins as manager and is among the All-Time Major League leaders. The Hall of Famer was a standout catcher for 19 seasons, one with the Tribe (1947).

Sam McDowell (1961-71) – LHP

Inducted in 2006

"Sudden Sam" overpowered A.L. hitters, winning five strikeout titles (1965-66, 68-70). He twice topped 300 "Ks" - 325 in 1965 and 304 in 1970. An imposing lefthander - ranks second to Bob Feller in club history with 2,159 strikeouts in 2,109 innings. Among Tribe all-time leaders in ERA, shutouts, innings pitched and starts. The six-time A.L. All-Star went 122-109 with a 2.99 ERA in Cleveland and had a career-best 1.81 ERA in 1968.

Charles Nagy (1990-2000) – RHP

Inducted in 2007

A member of the 1988 US Olympic team and first-round draft pick, Charlie became a three-time A.L. All-Star (1992, 96, 99). He was Cleveland's most consistent starter, posting a 129-103 record for a team that won six A.L. Central Division Titles in seven years. The best years include 1992 (17-10, career-best 2.96 ERA, 10 complete games and three shutouts) and 1996 (17-5, 3.41 ERA). His single in 1992 was the first hit by a pitcher in an All-Star Game in 29 years. He currently ranks 10th in innings pitched and fifth in strikeouts in Indians history. Nagy was among the most popular players in the era, pitching in 15 postseason games, including the World Series in 1995 and 1997.

Steve O'Neill (1911-23) – C**Inducted in 1951**

O'Neill spent his first 13 years of 17-year career in Cleveland, catching 149 of 154 regular season games in the 1920 Championship season. Had a streak of nine straight seasons (1915-23) with 100+ games behind the plate. He is the Tribe's career catching leader in assists and double plays. Hit .300 or better three straight seasons (1920-22). Played in 1,365 games for Indians and had a 199-168 record as the team's Manager from 1935-37.

Satchel Paige (1948-49) – RHP**Inducted in 1965**

Daring signing of Paige by Bill Veeck made difference in the 1948 A.L. pennant race. The Negro League legend won six of his seven decisions down the stretch with a 2.48 ERA as a 42-year old rookie. His appearance in the 1948 World Series was the first ever by an African-American pitcher. He won hundreds of games from 1924 to 1948 before signing with the Indians. Paige was 10-8 with six saves in 52 games for the Tribe and was an all-time fan favorite, while pitching professionally into the 1960s. He was the first player inducted to the National Baseball Hall of Fame for his performance in the Negro Leagues (1971).

Gaylord Perry (1972-75) – RHP**Inducted in 2012**

Perry is a Cooperstown Hall of Famer who was the first pitcher to win the Cy Young Award in each league. He won his first Cy Young Award in 1972 while with the Indians, winning 24 games with 1.92 ERA and 234 strikeouts. In his three-plus seasons with the Tribe, Perry went 70-57 with a 2.51 ERA and had a save in his only relief outing. He was a two-time All-Star with Indians during the 1972 and 1974 seasons. Overall, Perry was a five-time All-Star with a record of 314-265 in 22 seasons (5350IP/3534Ks).

Frank Robinson (1974-76) – 1B/DH/Manager**Inducted in 2016**

In 1975 became the first African-American manager in Major League history. In his first game as player-manager hit a first-inning home run on opening day. April 8, 1975. Managed the tribe from 1975-1977 (186-189 Record). Managed sixteen total seasons in MLB. Played 21 seasons for five organizations (Cin, Bal, LAD, CAL, CLE) Elected to National Baseball Hall of Fame in 1982.

Al Rosen (1947-56) – 3B**Inducted in 2006**

A stellar career was highlighted by an A.L. MVP season in 1953, the last Indian to do so. "Flip" came within one hit of winning the 1953 Triple Crown (.336 BA, 43 HR, 145 RBI), ending up losing the batting title that year by .001. He also led the AL that season in runs and hits (201). Rosen twice led the A.L. in homers and RBI (37 in 1950 and 105 in 1952, respectively being the other years). He had five straight 100+ RBI seasons from 1950-54 and is among the Tribe's All-Time Leaders in HRs and slugging percentage. In his last seven years (1950-56) before retiring at age 32, he averaged 27 homers, 86 runs, 102 RBI and a .287 average. The four-time A.L. All-Star was the hero of the 1954 All-Star Game in Cleveland when he hit two homers with five RBI.

Herb Score (1955-59) – LHP**Inducted in 2006**

A dazzling pitching career, cut short by injury, preceded 30+ years as a beloved voice of Indians Baseball. The left-handed flame-thrower was the A.L. Rookie of the Year (16-10, 2.85 ERA) in 1955 and 20-game winner (20-9, 2.53 ERA) in 1956. The two-time All-Star led the majors in strikeouts both seasons (fanned 245 in 1955 and 263 in 1956). Having fanned 547 in his first 512 innings, Score never equaled his early success after being hit by a line drive on May 7, 1957, and retired in 1962 with a 55-46 mark. He began broadcasting Indians Baseball on TV in 1964, moved to radio booth in 1968 where he remained until his retirement after 1997 season, a total of 34 years as a Tribe broadcaster.

Joe Sewell (1920-31) – SS**Inducted in 1951**

After replacing Ray Chapman in 1920, the rookie helped the Indians to a pennant and World Series kick-starting his Hall of Fame career. Having amazing bat control, this shortstop set a league-record for fewest strikeouts (only four in 608 ABs in 1925; just 114 in a 7,132 career ABs) and played in 1,103 straight games (1922-1930). Sewell topped A.L. shortstops in fielding percentage three times and led the A.L. in doubles (45) in 1924. He's among the Tribe's all-time leaders in games, at-bats, runs, hits, doubles, total bases, RBI, extra-base hits, batting average and walks. His younger brother, Luke, played for the Tribe (1921-1932, 1939). Sewell was elected to the National Baseball Hall of Fame in 1977.

Louis Francis Sockalexis (1897-99) – OF

Inducted in 2006

A Penobscot Indian from Old Town, Maine, Louis Sockalexis caused a nationwide sensation playing baseball in Cleveland in the spring of 1897 as the first American Indian to play professional baseball. Sockalexis was considered one of the top collegiate baseball players of his day, earning Hall of Fame honors at Holy Cross. "Sock" was known for his powerful bat, swiftness on the base paths, and his legendary long, accurate throws from the outfield. The Cleveland Indians organization is proud to acknowledge Louis Francis Sockalexis, a Native American who has left his mark on America's national pastime and inspired the nickname used to this very day.

Tris Speaker (1916-26) – OF

Inducted in 1951

The legendary center fielder, acquired from the Boston Red Sox for \$50,000, was an Indians star and leader throughout his career in Cleveland. A player-manager from 1919-1926, the "Gray Eagle" led the Indians to the 1920 World Championship. He won the 1912 MVP and A.L. batting title (.387) in 1916. He is the Tribe's all-time leader in doubles (486) and outfield assists (449) and had 3,515 hits for a career .344 average. Speaker is the all-time Major League leader with 792 doubles. He was elected to the National Baseball Hall of Fame in 1937.

Jim Thome (1991-2002, 2011) – 1B/3B

Inducted in 2016

Selected in 13th Round of the 1989 Draft and became Indians All-Time Home Run King (337). Ranks Seventh in Major League History with 612 home runs. Ranks in franchise top ten in Walks (1st), RBI (2nd), Slugging PCT (3rd), Total Bases (4th) and Runs (5th). Set single-season franchise record with 52 home runs in 2002 and 127 walks in 1999. Three-time All-Star with the Tribe. Hit the longest home run in Progressive Field History on July 2, 1999 (511ft).

Andre Thornton (1977-87) – 1B/DH

Inducted in 2007

One of the Indians' great sluggers, "Thunder" provided consistent offense for a decade. The two-time All-Star totaled 214 homers, 419 extra-base hits, 1,954 total bases and 749 RBI, playing in 1,225 games in a Tribe uniform. He hit for the cycle at Boston's Fenway Park on April 22, 1978. Thornton had 33 homers, 105 RBI in 1978; 32 homers, 116 RBI in 1982 and 33 homers, 99 RBI in 1984. His 119 home runs are the most by an Indians player at Cleveland Municipal Stadium. A man of deep faith, Andre was the recipient of the Roberto Clemente Award for playing excellence and exemplary community service in 1979.

Hal Trosky (1933-41) – 1B

Inducted in 1951

The slugging first baseman burst on the scene in 1934 with 35 HR, 142 RBI and a .330 BA. He held the club record for single-season RBI (162) from 1936 to 1939. Led the club in HR six times and RBI five times. In his 1,124 games with Cleveland (1933-41), Trosky totaled 216 homers, 911 RBI and a .313 average. He had career highs of 42 homers, 162 RBI, 124 runs and a .343 average in 1936. His career was curtailed after the 1941 season by migraine headaches.

Omar Vizquel (1994-2004) – SS

Inducted in 2014

Entertained fans with his dazzling defense, leaping throws and bare-handed plays during his 11 seasons in a Tribe uniform. Acrobatic shortstop won 8 of his 11 Gold Gloves with the Tribe, most in franchise history. In 2000 set franchise record for shortstops with just 3 errors and a .995 fielding pct. was a 3-time A.L. All-Star. fan favorite helped Tribe win 6 A.L. Central titles and 2 A.L. Pennants. owns franchise record for most sac flies (62), and ranks in top 10 in stolen bases (2nd), ABs (5th), runs (6th), hits (7th), doubles (8th), walks, total bases and games played (10th). Member of Indians 100th anniversary starting lineup.

Early Wynn (1949-57, 1963) – RHP

Inducted in 1972

The burly, tough hurler won 164 of 300 big league wins in an Indians uniform, including four 20-win seasons. For 10 years in Cleveland, his overall record with the Tribe was 164-102 with 10 saves and a 3.24 ERA. He led the club in innings pitched five times (1951, 1954-57) and strikeouts five times (1951-54, 1957). His 300th victory came in an Indians uniform on July 13, 1963 after a five-year stint with the White Sox. Wynn, a six-time All-Star (three with the Indians), was the Tribe's pitching coach from 1964-66. He was elected to the National Baseball Hall of Fame in 1972.

Cy Young (1889-99, 1909-11) – RHP

Inducted in 1951

The winningest pitcher in Major League Baseball History hailed from Newscomerstown, Ohio. "Cy" established his legend with the Cleveland Spiders of the National League. He led the Spiders to a Temple Cup Championship in 1895. From 1890 to 1898, Young won 241 games with the Spiders. After 10 years away from Cleveland, he returned to pitch in 63 games for the Indians (1909-11), winning 29 of his 511 big league victories. Young's complete career record included winning 20 or more games 15 times and 30 or more five times. He was elected to the National Baseball Hall of Fame in 1937, the second year players were inducted.

FRONT OFFICE DIRECTORY

EXECUTIVE OFFICE

Paul J. Dolan.....	Owner/Chairman/Chief Executive Officer
John Sherman.....	Vice Chairman
Chris Antonetti.....	President, Baseball Operations
Brian Barren.....	President, Business Operations
Mike Chernoff.....	General Manager
Dennis Lehman.....	Executive Vice President, Business
Bob DiBiasio.....	Senior Vice President, Public Affairs
Alex King.....	Senior Vice President, Marketing & Strategy
Neil Weiss.....	Senior Vice President, Technology & Chief Information Officer
Sky Andrecheck.....	Vice President, Research & Development
Eric Binder.....	Vice President, Baseball Operations
Rich Dorffer.....	Vice President, Finance & Chief Financial Officer
Jim Folk.....	Vice President, Ballpark Operations
Brad Grant.....	Vice President, Baseball Operations, Strategy & Administration
Jay Hennessey.....	Vice President, Baseball Learning & Development
Sara Lehrke.....	Vice President, Human Resources & Chief Diversity Officer
Tim Salcer.....	Vice President, Sales & Service
Kurt Schloss.....	Vice President, Concessions
Nicole Schmidt.....	Vice President, Brand, Strategy & Analytics
Lonnie Soloff.....	Vice President, Medical Services
Joe Znidarsic.....	Vice President, General Counsel

BASEBALL OPERATIONS

Carter Hawkins.....	Assistant General Manager
Matt Forman.....	Assistant General Manager
Mike Seghi.....	Director, Team Travel
Wendy Hoppel.....	Director, Baseball Administration
Keith Woolner.....	Principal Data Scientist, Baseball Analytics
Paul Gillispie.....	Senior Director, International Scouting
John Mirabelli.....	Senior Director, Scouting Operations
Scott Barnsby.....	Director, Amateur Scouting
Josh Gibson.....	Director, Learning & Development
James Harris.....	Director, Player Development
Alex Merberg.....	Director, Baseball Operations
Victor Wang.....	Director, Pro Scouting
Matt Blake.....	Assistant Director, Player Development
Richard Conway.....	Assistant Director, International Scouting
Alex Eckelman.....	Assistant Director, Player Development
Chris Gale.....	Assistant Director, International Scouting
Sam Giller.....	Assistant Director, Baseball Operations
Clint Longenecker.....	Assistant Director, Amateur Scouting
Kevin Tenenbaum.....	Assistant Director, Baseball Research & Development
Anna Bolton.....	Education & Language Coordinator
Dan Budreika.....	Coordinator, Pro Scouting
Rob Cerfolio.....	Assistant, Player Development
Will Clements.....	Assistant, Amateur Scouting
Nate Freiman.....	Assistant, Baseball Operations
Zach Morton.....	Assistant, Baseball Operations
Steve Lubratich.....	Special Assistant to President of Baseball Operations/GM
Dave Malpass.....	Special Assistant to President of Baseball Operations/GM
Don Poplin.....	Special Assistant to President of Baseball Operations/GM
Tom Wiedenbauer.....	Special Assistant to President of Baseball Operations/GM
Tim Belcher.....	Special Assistant to Baseball Operations
Travis Hafner.....	Special Assistant to Baseball Operations
Johnny Goryl.....	Advisor, Player Development
Minnie Mendoza.....	Advisor, Latin American Operations
Tim Tolman.....	Advisor, Player Development
Travis Fryman.....	Special Assistant to Player Development, Infield
Dave Wallace.....	Special Assistant to Player Development, Catching
Marlene Lehky.....	Executive Administrative Assistant
Nilda Taffanelli.....	Administrative Assistant, Player Development
Dr. Charles Maher.....	Sport & Performance Psychologist; Sr. Director, Personal & Org. Performance
Ceci Clark.....	Performance Coach
Brian Miles.....	Performance Coach
Oscar Gutierrez Ramirez.....	Performance Coach

BALLPARK OPERATIONS

Jerry Crabb	Senior Director, Ballpark Operations
Seth Cooper.....	Senior Director, Facility Operations
Brandon Koehnke	Head Groundskeeper
Ron Miller.....	Director, Facility Maintenance
Willie Jenks.....	Visiting Clubhouse Manager
Renee VanLaningham.....	Manager, Game Day Staff
Steve Walters.....	Manager, Ballpark Operations
David Bonacci.....	Manager, Safety, Policy & Training
Vince DiGennaro.....	Manager, Event Security Operations
Andrew Finn.....	Manager, Facility Operations
Tyler Cochran	Manager, Ballpark Operations
Travis Barnhill	Assistant Groundskeeper
Rob Banaga	Maintenance/Custodial
Nikola Cekic.....	Maintenance/Custodial
Gregory Darden.....	Maintenance/Custodial
Ryan Emch.....	Maintenance/Custodial
Mike Hoagland	Maintenance/Custodial
Mohamed Lamsettef	Maintenance/Custodial
Jonathan Mager.....	Maintenance/Custodial
Rose Pendleton.....	Maintenance/Custodial
Ed Perez	Maintenance/Custodial
James Coyne	Security
Sue Lasecki	Security
Matt Mensurati.....	Security
Mark Moore.....	Security
Tom Simmons.....	Security
Jason Springman.....	Security

BRAND MANAGEMENT

Jason Wiedemann	Director, Brand Management
Anne Madzelan	Manager, Advertising & Promotions

BUSINESS OPERATIONS

Dru Kosik	Executive Assistant, Ownership & Business Operations
-----------------	--

COMMUNICATIONS

Curtis Danburg.....	Senior Director, Communications
Bart Swain	Director, Baseball Information & Player Relations
Court Berry-Tripp.....	Director, Communications & Player Relations
Austin Controulis.....	Manager, Communications
Dan Mendlik.....	Team Photographer
Jeremy Feador.....	Coordinator, Communications & Team Historian
Megan Ganser	Coordinator, Player Engagement & Family Relations
Tom Hamilton.....	Play-by-Play Announcer
Jim Rosenhaus	Play-by-Play Announcer

COMMUNITY IMPACT

Rebecca Kodysh.....	Executive Director, Community Impact
Nate Janoso.....	Manager, Alumni Relations
Matt Kata	Manager, Youth Baseball Development
Valencia Kimbrough.....	Manager, Community Impact
Anthony Eder.....	Program Coordinator, Community Impact

CONCESSIONS

Karen Fox	Director, Merchandising
Iris Delgado	Senior Merchandise Buyer
Kristen Jufko.....	Merchandise Buyer
Bette Prendergast.....	Purchasing Coordinator
Nancy Schneider.....	Retail/Concession Manager
Brian Tillinger.....	Progressive Field Manager
Michael Rohrbach.....	Assistant Manager, Ballpark Retail
Kris Roukey.....	Coordinator, Game-Used Merchandise
Robert Avila.....	Distribution Center Manager
Aaron Boone.....	Assistant Distribution Center Manager

CORPORATE PARTNERSHIPS & PREMIUM HOSPITALITY

Ted Baugh	Senior Director, Corporate Partnerships & Premium Hospitality
Ryan Robbins	Director, Corporate Partnerships & Premium Hospitality
Dominic Polito	Director, Corporate Partnerships & Premium Hospitality
Bryan Hoffart	Senior Sales Manager, Corporate Partnerships & Premium Hospitality
Penny Forster	Sales Manager, Corporate Partnerships & Premium Hospitality
Matt Gay	Senior Account Executive, Corporate Partnerships & Premium Hospitality
Albert Powell	Senior Account Executive, Corporate Partnerships & Premium Hospitality
Joe Sullivan	Senior Account Executive, Corporate Partnerships & Premium Hospitality
Julie Weaver	Senior Service Manager, Corporate Partnerships & Premium Hospitality
Raphael Collins	Senior Service Representative, Corporate Partnerships & Premium Hospitality
Kristie Prendergast	Senior Service Representative, Corporate Partnerships & Premium Hospitality
Bridget Reczek	Senior Service Representative, Corporate Partnerships & Premium Hospitality
Patrick DiBiasio	Service Representative, Corporate Partnerships & Premium Hospitality
Kimberly Gordon	Service Representative, Corporate Partnerships & Premium Hospitality
Matt Johnson	Business Analyst
Kim Scott	Administrative Assistant, Corporate Partnerships & Premium Hospitality

FINANCE

Erica Chambers	Controller
Robert Hoekstra	Manager, Planning, Analysis & Reporting
Karen Menzing	Manager, Accounting
Mary Forkapa	Manager, Payroll Accounting & Services
Diane Turner	Concessions Accounting Manager
Kim Haiast	Senior Staff Accountant
Gregory Hubay	Senior Accountant, Payroll
Amy Richards	Senior Staff Accountant
Nicole Roth	Concessions Staff Accountant
Francine Sommers	Coordinator, Risk Management & Administration
Regina Simmons	Payroll Administrator
Donna Stasiowski	Administrator, Workers Compensation
Samantha Filar	Accounts Payable Administration
Eric Gebeke	Finance Fellow

GOODYEAR OPERATIONS

Fletcher Wilkes	Manager, Home Clubhouse
Justin Rhoads	Assistant Manager, Home Clubhouse

HUMAN RESOURCES

Jennifer Gibson	Director, Human Resources Operations
Mailynh Vu Nguyen	Assistant Director, Talent Acquisition
Nate Daymut	Manager, Talent Development
Andrea Jirousek	Coordinator, Benefits
Colleen Lynch	Coordinator, Talent Acquisition
Brianna Brown	HR Assistant
Sydney Merz	Trainer, Business Operations

INFORMATION SYSTEMS

Matt Tagliaferri	Senior Director, Software Development & Support
Whitney Kuszmaul	Senior Director, Infrastructure & Operations
Kevin Dean	Manager, End User Support
Al Fisher	Network Support Analyst
Jeff Coyle	Network Support Analyst
Plamen Kouzov	Data Architect, Business Systems
Matt Peters	Data Architect
Nick Korosi	Senior Network Engineer
Joan Fortney	Programmer Analyst
Corey Brunstetter	Senior Web Developer, Baseball Systems
Don Crislip	Senior Web Developer, Baseball Systems
Andrew Hickerson	Network Analyst
Michael Ramirez	AV Engineer
Louis Garcia	End User Support Specialist
Mathew Smith	End User Support Specialist
Kyle Weikart	Game Day Engineer
Michael Halverson	Information Systems Fellow

PERSONNEL

LIVE EXPERIENCE

Kelly Dredge	Assistant Director, Live Experience
Nick Gambone	Assistant Director, Creative Productions
Jaime Schnarrs	Manager, Live Experience
Dan Kilday	Mascot Coordinator
Tara Titcombe	Project Manager/Copywriter
Ashley Truchan	Coordinator, Creative Productions
Tracy Ng	Coordinator, Live Experience & Events
Nick Owens	Lead Producer & Cinematographer
Steve Asbury	Video Producer & 2D Animator
Mike Donelan	Animation Production Specialist
Mike Zawistowski	Content Producer

SERVICE EXCELLENCE

Anne Keegan	Director, Service Excellence
Jesse Rathner	Coordinator, Service Excellence

STRATEGY & BUSINESS ANALYTICS

Christy Corfias	Assistant Director, Strategy & Business Analytics
Taylor Foster	Senior Strategy Analyst
Patrick Fischetti	Senior Analyst, Business Analytics
Taylor Supeck	Analyst, Consumer Research & Insights
Jack Dolan	Strategy Analyst
Brady Brown	Strategy Fellow
Hirsch Chitkara	Strategy Fellow
Urs Fischer	Strategy Fellow

TICKET SALES & SERVICES

Angel Jefferson	Senior Director, Fan Services
Jeff Wallace	Director, Ticket Sales
Jackie Plys	Assistant Director, Ticket Sales
Jeff Stocker	Assistant Director, Ticket Sales
John Bowers	Manager, Ticket Partnerships
Estee Arend	Manager, Fan Services
Hank Winters	Manager, Ticket Services
Ashley Madison	Senior Account Executive
Mike Daugherty	Account Executive
Kori Hammond	Account Executive
Anna Powell	Account Executive
Hurst Talbott	Account Executive
Dan Ringen	Business Analyst
Courtney Fallon	Manager, Events & Experiences
Kassi Schlund	Service Representative, Events & Experiences
Becky Emery	Manager, Client Service Specialist
Diana Foster	Senior Client Service Specialist
Stephanie Farner	Coordinator, Fan Services
Brent Cartwright	Client Service Specialist
Kevin Kiss	Client Service Specialist
Sarah Farrago	Client Service Specialist
Graham Johnson	Client Service Specialist
Matt St. John	Client Service Specialist
Jack Rinderle	Client Service Specialist
Larissa Czupik	Client Service Specialist
Michael Andelbradt	Client Service Specialist
Kelsey Watroba	Group Service Representative

TICKET OPERATIONS

Matt Coppo	Director, Ticket Operations
Eric Fronczek	Ticket Office Manager
Shedrick Taylor	Ticket Services Manager
Seth Fuller	Ticket Operations Manager
Paige Selle	Coordinator, Ticket Services
Cathy Pesta	Ticket Office Processor

ATHLETIC TRAINING, STRENGTH & CONDITIONING

Lonnie Soloff	Senior Director, Medical Services
James Quinlan	Head Athletic Trainer
Jeff Desjardins	Assistant Athletic Trainer

Chad Wolfe	Assistant Athletic Trainer
Joe Kessler	Head Strength & Conditioning Coach
Nelson Perez	Assistant Strength & Conditioning Coach
Jim Mehalik	Physical Therapy Consultant
Todd Kubacki	Performance Coordinator

CLUBHOUSE

Tony Amato	Home Clubhouse/Equipment Manager
Brandon Biller	Assistant Home Clubhouse/Equipment Manager
Bob Chester	Director, Video Operations
Frank Velotta	Assistant Director, Video Operations
Dan Cohen	Major League Video Travel Assistant
Anthony Medaglia	Minor League Video Coordinator
Francisco Flores	Minor League Video Coordinator
Mark Blaszak	Chef
Jeremy Schroder	Culinary Nutrition Specialist

MEDICAL STAFF

Mark Schickendantz, M.D.	Head Team Physician
Dr. Charles Maher	Director, Employee Assistance Program
Ronald Golovan, M.D.	Head Team Internist & Assistant Director, Employee Assistance Program
Jason Genin, D.O.	Team Physician
K.V. Gopal, M.D.	Team Physician
Tom Graham, M.D.	Team Physician
Kim Stearns, M.D.	Team Physician
Thomas Waters, M.D.	Team Physician
Jim Williams, M.D.	Team Physician

MEDICAL STAFF CONSULTANTS

Beth Mignano, LMT, PA-C	Soft Tissue/Manual Therapist
Stephen D. Cooke, D.D.S.	Dentist
Paul Hazen, M.D.	Dermatologist
Ray Pongonis, D.O.	Team Physician (AAA Columbus)
Grant Jones, M.D.	Team Physician (AAA Columbus)
Mike Jonesco, D.O.	Team Physician (AAA Columbus)
Nilesh Shah, M.D.	Team Physician (AA Akron)
Ian Smithson, MD	Team Physician (A Lynchburg)
Velyn Wu, MD	Team Physician (A Lynchburg)
Michael Ciletti, M.D.	Team Physician (A Mahoning Valley)
Rick Parker, M.D.	Team Physician
Salvatore Frangiamore, M.D.	Consulting Physician
Jamie Starkey	Integrative Medicine
Don Franklin, D.C.	Chiropractor

DELAWARE NORTH COMPANIES

Fattar Thomas	General Manager
Mike Zielinski	Assistant General Manager
Thomas Horvath	Operations Manager
Marie Eslick	Human Resources Manager
Jennifer Simmons	Human Resources Generalist
Mark Garramone	Controller
Gina Brooks	Assistant Suites Manager
Chef Paul Deiana-Molner	Executive Sous Chef
Chef John Walsh	Sous Chef
Chef William Conn	Sous Chef
Chef Latisha Griffith	Sous Chef
Scott Barlage	Accounting Manager
Brian Bucksar	IT Manager
Rebecca Harris	Terrace Club Manager
Dorothy Horvath	Vending Manager
Shelbie Johnson	Catering Manager
Angelica Green	Suites Manager
Scott Sopata	Commissary Manager
Jacey Anderson	Concessions Manager
Jenna Stierhoff	Assistant Commissary Manager
Sansophia Blackwood	Assistant Concessions Manager
Danielle Morris	Assistant Concessions Manager

PERSONNEL

OWNERSHIP OF THE CLEVELAND INDIANS



Paul J. Dolan

Owner/Chairman/Chief Executive Officer

The Dolan family's ownership of the Cleveland Indians enters its 20th season in 2019, while Paul Dolan begins his seventh campaign as the primary control person of the franchise after being formally approved by Major League Baseball on Jan. 10, 2013. Paul continues to serve as Chairman and Chief Executive Officer of the Indians, roles that he accepted prior to the 2011 season. He began as Vice President, General Counsel of the Indians upon joining the organization in 2000 and later served as the club's President from 2004-10.

Paul was born and raised in nearby Chardon, Ohio where he attended high school at Gilmour Academy in Gates Mills. He graduated with a B.A. degree from St. Lawrence University in 1980 and received his Juris Doctorate from the University of Notre Dame's

Law School in 1983. Prior to joining the Indians, Paul was a partner at Thrasher, Dinsmore & Dolan, a Chardon, Ohio based law firm.

Dolan is involved in various business interests throughout Northeast Ohio and is engaged with many philanthropic and civic boards throughout the Northeast Ohio community. He is currently serving as a board member for The Great Lakes Science Center, The Cleveland Clinic, Greater Cleveland Partnership, Playhouse Square Foundation, United Way of Greater Cleveland, and Evergreen Cooperatives. Paul has been the co-chairman for VeloSano Bike to Cure in each of the event's first five years (2014-18) and also races as an Indians team member.

Paul and his wife, Karen, reside in Geauga County and have two adult sons.

DOLAN OWNERSHIP CHRONOLOGY

May 13, 1999

Then Indians Owner Richard E. Jacobs announced that he and the Board of Directors have engaged The Goldman Sachs Group and McDonald Investments to identify potential buyers for the franchise.

November 4, 1999

Jacobs announced the company has signed a definitive agreement to sell the franchise to Lawrence J. Dolan and family trusts.

January 19, 2000

Major League Baseball Owners unanimously approve the sale of the club from Richard E. Jacobs to Lawrence J. Dolan and family trusts.

February 7, 2000

Shareholders of the Cleveland Indians Baseball Company, Inc. approve the transfer of the club from Richard E. Jacobs to Lawrence J. Dolan and family trusts. Meeting was held in the Terrace Club at Jacobs Field.

February 15, 2000

Lawrence J. Dolan and family trusts assume ownership of the Cleveland Indians franchise.

January 10, 2013

MLB Owners unanimously approve Paul J. Dolan as primary control person of the Cleveland Indians franchise.

OWNERSHIP OF THE CLEVELAND INDIANS

1900-1916.....Charles W. Somers	1953-1956.....Myron H. (Mike) Wilson (President)	1977 -1978 Ted Bonda (President)
1916-1922..... Jim Dunn		1978-1983..... F. J. "Steve" O'Neill
1922-1927..... Estate of Jim Dunn	1956-1962.....William R. Daley	1983-1986..... Estate of F. J. "Steve" O'Neill
1927-1946 Alva Bradley	1963-1966.....Gabe Paul	
1946-1949.....Bill Veeck	1967-1972Vernon Stouffer	1986-2000.....Richard E. Jacobs
1949-1952..... Ellis Ryan (President)	1972-1976.....Nick Mileti (President)	2000-present Larry Dolan, Paul Dolan and family trusts



John Sherman

Vice Chairman

John Sherman was announced as Vice Chairman and minority ownership partner of the Cleveland Indians on August 19, 2016.

A long-time entrepreneur and philanthropist, Sherman has been responsible for establishing two successful businesses in Kansas City, Missouri and has provided extensive charitable support throughout surrounding communities.

His first startup, LPG Services Group, grew rapidly and merged with Dynegy (NYSE:DYN) in 1996. Sherman later founded Inergy L.P., which went public in 2001. He led Inergy through a period of tremendous growth, merging it with Crestwood Holdings in 2013, and continues to serve on the board of [now] Crestwood Equity Partners (NYSE:CEQP).

John was recognized as an Ernst & Young Entrepreneur of the Year in 2002 and later inducted into the 2014 inaugural class of the University of Missouri-Kansas City's (UMKC) Bloch School of Business Entrepreneurs Hall of Fame with a group that included Ewing Kauffman, the original owner of the Kansas City Royals – who brought Major League Baseball back to Kansas City – and Lamar Hunt, a founder of the American Football League (AFL) and owner of the Kansas City Chiefs.

John and his wife, Marny, reside in Kansas City, Missouri. The couple is active in numerous charitable efforts, with heavy involvement in educational opportunities for the underserved. John is past Chair of the Board of Directors for both the Civic Council of Greater Kansas City and The Truman Presidential Library Institute. He currently sits on the Board of Directors for the Civic Council, UMKC Foundation and Teach for America Kansas City, while also serving as a trustee of the Kauffman Foundation and the National World War I Museum.



Paul Dolan hoists the 2016 American League Championship trophy on Oct. 19, 2016 at Rogers Centre in Toronto following Cleveland's ALCS Game 5 victory over the Blue Jays, which sent the Indians to the World Series

CLUB EXECUTIVES



Chris Antonetti

President, Baseball Operations

Now entering his 21st year as a member of the Cleveland Indians franchise, Chris Antonetti begins his fourth full season as President of Baseball Operations after being elevated to the position on October 6, 2015. The 2019 campaign will mark his ninth overseeing the club's Baseball Operations after spending five seasons as the club's Executive Vice President and General Manager from 2011-15.

Antonetti, 44, has worked with GM Mike Chernoff and their staff to build a foundation for sustained success by seeking to maximize all avenues of player acquisition and development, while also cultivating an organizational culture that supports continual learning and growth.

Chris guided a reshaping of Cleveland's Major League club prior to the 2013 campaign, which began with the hiring of Terry Francona, a two-time World Series champion with more than 30 years of professional baseball experience, as Indians manager on Oct. 8, 2012. In the six years since, Cleveland has posted the American League's best record (.562, 545-425) by a five-win margin - second-best in the Majors overall - while entering the final week of each of those six campaigns in Postseason contention, highlighted most notably by three consecutive A.L. Central titles and appearances in the 2013 A.L. Wild Card Game, 2016 World Series, 2017 A.L. Division Series and 2018 A.L. Division Series. The Indians stand as one of just five teams in the Majors - two in the A.L. - to post six consecutive winning seasons entering 2019. In recognition of recent organizational accomplishments, Antonetti was named 2016 Executive of the Year by Baseball America following the Tribe's World Series run and 2017 Executive of the Year by Sporting News after Cleveland achieved the third 100-win campaign (102-60) in the 118-year history of the franchise.

Over a nine-year period from 2002-10, Chris assisted with significant rebuilding efforts as both Assistant GM (January 2002) and, later, Vice President of Baseball Operations (March 2007) that were rewarded when the Indians led Major League Baseball in wins and advanced to the 2007 A.L. Championship Series. He originally joined the Indians organization prior to the 1999 season as an assistant in the Baseball Operations Department and was promoted to Director of Major League Operations in August 2001.

Chris began his career in professional baseball in the summer of 1997 as an intern with the Montreal Expos in West Palm Beach, FL. He was later hired as Assistant Director of Player Development with the Expos in November 1997 and served in that position until joining the Indians staff.

Antonetti graduated magna cum laude from Georgetown University in 1996 with a degree in Business Administration and earned a master's degree from the University of Massachusetts in Sport Management the following year. At Georgetown he was a student manager for the men's basketball team for one and a half years under John Thompson, Jr.

Chris and his wife, Sarah, live in Rocky River, OH with their daughters, Mya and Ella.



Brian Barren

President, Business Operations

Brian Barren enters his sixth season with the Cleveland Indians and third as President of Business Operations after being elevated to the position in January 2017. He joined the organization in January 2014 and served as Executive Vice President of Sales & Marketing over his first three seasons. In his present capacity, Brian oversees all aspects of the club's business functions.

Barren joined the Indians following an accomplished, 24-year career with Procter & Gamble in Cincinnati, OH where he developed a wide variety of skill sets and expertise in Customer Business Development (customer general management and value creation) and personnel development across multiple functions (sales, marketing, finance, logistics, systems, human resources). Brian held multiple high-level leadership roles within the company, including profit and loss responsibility on P&G's Wal-Mart and Kroger Teams, two of P&G's top seven multi-functional Customer Business Development teams in the world. He also led Market Strategy and Planning organizations, Customer Innovation capability, and multi-functional acquisition teams across a wide variety of product categories during his tenure, which began in June of 1989.

Brian is a 1989 graduate of Princeton University, where he earned a degree in History that included his senior year thesis researching the integration of Major League Baseball. He played football for four years at Princeton as a classmate and teammate of Toronto Blue Jays President & CEO Mark Shapiro; his teammates on the Tigers football team also included current Dallas Cowboys Head Coach Jason Garrett and current Princeton University Head Football Coach Bob Surace. Brian was also an Army ROTC scholarship student as an undergrad at Princeton, fulfilling his commitment to the U.S. Army as a tank commander upon graduation.

Brian and his wife, Kris, reside in downtown Cleveland and have two sons, Billy and Brad. Brian was one of Dan and Catherine Barren's six children. His father was a well-respected teacher and high school football coach for many years at Columbus Academy (where Brian graduated in 1985) before a stint at Gilmour Academy in the late 80's, and the inaugural Head Football Coach at Notre Dame Cathedral Latin (Hall of Fame Class of 2004). Brian is a board member at CollegeNow in Cleveland.



Dennis Lehman

Executive Vice President, Business

Dennis Lehman begins his 31st season with the Cleveland Indians after joining the organization in September 1988 as Senior Vice President, Business; he was promoted to his current role as Executive Vice President, Business in December 1992. Lehman is responsible for a variety of business aspects of the organization, including merchandise, food and beverage, human resources, community outreach and finance. He is also the liaison with the Gateway Economic Development Corporation of Greater Cleveland, which was responsible for the building of Progressive Field.

Prior to joining the Indians, Lehman spent nineteen years in baseball management with the Philadelphia Phillies.

Lehman is civically active in the Cleveland community, currently serving as a Board member of the Rock and Roll Hall of Fame & Museum, the Greater Cleveland Sports Commission, Business Volunteers Unlimited and Suburban Temple Kol Ami. He is a graduate and Class President (1991) of Leadership Cleveland. He is also Chairman Emeritus of the Cleveland Chapter of the American Red Cross and Past Chairman of the Convention & Visitors Bureau of Greater Cleveland. Lehman's past honors include the 2000 Executive of the Year Award (Executive Women International), the 2002 DSM Award (Sales & Marketing Executives of Cleveland) and the 2009 Rays of Light Award (Suburban Temple Kol Ami).

A native of Philadelphia, Lehman is a 1973 graduate of LaSalle University with a degree in Political Science.

Dennis and his wife, Ginny, reside in Chagrin Falls and have three adult sons.



Alex King

Senior Vice President, Marketing & Strategy

Alex King is entering his ninth season with the Cleveland Indians, while the 2019 campaign will mark his seventh leading marketing efforts for the organization.

In his current role, Alex oversees all aspects of Marketing, Service, and Strategy for the business side of the organization. Alex's focus areas are strategic communications, analytics and data-driven decision making, delivering a compelling fan experience, building long term brand equity, and fostering a culture of service excellence.

Prior to joining the Indians, Alex spent more than 10 years in marketing and branding, including each of the last five at Procter & Gamble. Alex received his undergraduate degree in Economics from the University of Dayton where he graduated cum laude and received his MBA from the University of Chicago with concentrations in Marketing and Finance.

Alex resides in Shaker Heights with his wife, Kelly, and their daughters, Mallory and Lauren.



Neil Weiss

Senior Vice President, Chief Information Officer - Information Systems & Ballpark Operations

Neil Weiss begins his seventh season with the Cleveland Indians after joining the organization in March of 2013.

In his current role, Weiss is responsible for all Baseball and Business technologies and is supported by an Information Systems Department consisting of Software/Application Development and Data Architecture, Infrastructure and Operations, Audio/Video Engineering and End User support. In 2018 Weiss was given responsibility for Ballpark Operations, including Safety & Security, Facility Maintenance and Gameday Staff. He is a member of the Business Leadership team and also serves on advisory committees supporting Ticketing,

Capital Projects, People Management and more.

Prior to joining the Indians organization, Neil served as Senior Vice President and Chief Information Officer at Jackson Family Wines in Sonoma, CA. His career for the fourteen years prior to JFW included retail-focused positions at Williams-Sonoma, Smith & Hawken and Gap Inc., as well as management consulting stints at KPMG and Andersen Consulting. Neil graduated in 1992 from the University of Colorado-Boulder with a BA in International Affairs.

Neil resides in Chagrin Falls, OH, with his wife Laura and two sons, Cole and Hank. Neil also serves as Board Chair for the Positive Coaching Alliance, Cleveland Chapter.



Rich Dorffer

Vice President, Finance & Chief Financial Officer

Rich Dorffer is entering his 20th season with the Cleveland Indians and first as Chief Financial officer for the organization after being elevated to Vice President, Finance one year prior. Rich began his career with the Indians in May 1999 as the Manager of Corporate Reporting, Development & External Reporting and spent five years from 2013-17 as Senior Director, Planning, Analysis & Reporting.

As Vice President, Finance & CFO, Rich will be responsible for overseeing and directing all financial-related matters of the Cleveland Indians in order to fulfill the Finance Department's mission statement, as well as the Company's Strategic Priorities, Organizational Purpose and Mission Statement. Additional responsibilities include fostering an environment where measurement and accountability are valued, providing business intelligence tools that allow

staff to work smarter and more effectively in the pursuit of their respective departmental goals, as well as to improve overall franchise value. Dorffer is also the main liaison with Major League Baseball in regards to all financial reporting matters, administering the league-wide MLB Insurance program and overseeing workers' compensation for the organization.

Prior to joining the Indians, Rich was employed in the audit and assurance services group of PricewaterhouseCoopers, LLP from 1994-1999. A native of Northeast Ohio, Rich attended Dalton High School where his parents, Richard and Margaret, continue to live. He is a 1994 graduate of John Carroll University with a BSBA in Accountancy, resides in Northeast Ohio, and has three children, Alaina, Lacimarie and Luke.



Bob DiBiasio

Senior Vice President, Public Affairs

Bob DiBiasio is entering his 40th season with the Indians and his 41st in Major League Baseball in 2019. He started with Cleveland in 1979 as Assistant PR Director, was named Director of PR in 1980, and named Vice President of PR in 1988. The Lakewood, OH native was promoted to his current position in 2011. His lone season away from the Tribe was 1987 when he served as PR Director for the Atlanta Braves.

DiBiasio serves as President of Cleveland Indians Charities, is an Honorary Member of both the Executive Board of the Boys & Girls Clubs of Cleveland and the Cleveland Baseball Federation. He also serves on the Athletic Advisory Board of Notre Dame College (OH), and is a member of the Board of Directors for the Cuyahoga County Public Library Foundation, the Bob Feller Act of Valor Foundation and Baseball Heritage Museum at League Park.

Bob is the host of the popular television show "Indians Alumni Roundtable," on **SportsTime Ohio**, as well as "Tribe Tales" – a where-are-they-now segment that airs pre-game every Sunday on the Indians Radio Network. He was the 1999 recipient of the prestigious Robert O. Fishel Award for Public Relations Excellence in Major League Baseball and was also inducted into the Lakewood High School Distinguished Alumni Hall of Fame in 1999. In 1986, DiBiasio was named Public Relations Director to **Sports Illustrated's** Dream Team.

DiBiasio graduated from Lakewood High School in 1973. He earned degrees in journalism and education from Ohio Wesleyan University in 1977. While at Ohio Wesleyan, Bob was sports editor of the school paper "**The Transcript**"; the student Sports Information Director; and did color on OWU football and basketball broadcasts. DiBiasio also played one year of basketball and two years of baseball at OWU. In 1978 he earned his master's degree in Journalism from The Ohio State University and started a stint as Assistant Sports Editor of the Fremont (OH) News Messenger before joining the Indians. Bob and his wife, Penny, reside in Solon, OH; they have two adult children, daughter, Julie (Matt), and son, Patrick (Liz).



Jim Folk

Vice President, Ballpark Operations

Jim Folk enters his 38th season in Major League Baseball and his 28th with the Cleveland Indians. Folk joined the organization in June of 1992 as Director of Ballpark Operations and was elevated to Vice President of Ballpark Operations in November of 2001.

In his role, Jim is responsible for all activities at Progressive Field - including ushering, security and police, guest services, maintenance, custodial, playing field, and parking – as well as the Club's Arizona operations. He works with Gateway on lease and management issues and with the city of Cleveland on the staffing of the public safety crews around Progressive Field. Jim was heavily involved in the design and construction activities of the ballpark and oversaw the 1993 final series at Cleveland Stadium and 1994 opening at then-Jacobs Field.

The Naperville, Illinois native's career in baseball began with the Chicago White Sox in 1979. He worked for the Sox for 10 seasons, spending five from 1984-88 as the Assistant Director of Ballpark Operations. Prior to joining the Indians he was the Director of Operations of the Florida Suncoast Dome (now Tropicana Field) from 1989-92 where he was involved in the construction and opening of the dome in 1990.

Jim, who earned a degree from Loyola University of Chicago in 1984, is a member of the International Association of Venue Managers, National Fire Protection Association, Stadium Managers Association, and sits on several advisory committees to Major League Baseball's Security & Facility Management Department. He serves on the Board of Directors of the Congregation of Saint Joseph Ministries, the Historic Gateway Neighborhood Corporation Board of Trustees and the Downtown Cleveland Alliance Board of Directors, as well as an advisor to the Stadium Managers Association Board of Directors.

Jim and his wife, Sue, reside in Westlake and have two daughters, Kelly and Erin.



Sara Lehrke

Vice President, Human Resources & Chief Diversity Officer

Sara Lehrke is currently in her 35th season with the Indians organization, her ninth as Vice President of Human Resources and Chief Diversity Officer.

Lehrke began her career with the Indians in 1985 as Administrative Assistant to the Vice President of Business. She has also worked in Ballpark Operations, Personnel and Benefits and was responsible for the creation of the Customer Service department for the Club.

As Vice President, Human Resources and Chief Diversity Officer, Lehrke is responsible for all aspects of employee recruitment, training, development and compensation for the organization. Her responsibilities include the coordination, delivery and compliance of all employee benefits, compensation and employee development. She also assists in the negotiations with various labor unions representing the employees of the Cleveland Indians. Sara's leadership role as Chief Diversity Officer led to the development and execution of an exemplary Diversity Plan that formed the foundation for more diverse business partnerships with the club, while celebrating the many different cultures of our team at Progressive Field.

Lehrke's determination and the company's investment in its employees have resulted in the club being honored as **Northcoast 99 Award** recipients in eight of the last ten years (2009, 2011-13, 2015-18). From 2009-14, the Indians organization was recognized as Best in Class for Workforce Diversity by the Commission on Economic Inclusion four times, as well as being named to the Commission 50 for advancing inclusion and achieving results. The Cleveland Museum of Natural History has recognized the club as part of their Wellness @ Work Awards, placing third in 2009 and first in 2010.

In May of 2018, Sara was recognized by Women In Sports and Entertainment as the WISE Women of Inspiration Recipient. In 2004, Sara was recognized by the YWCA as a "Woman of Excellence" Award winner. She is a 2007 Alumna of LeadDIVERSITY sponsored by The Diversity Center of Greater Cleveland and is a graduate of Leadership Cleveland's Class of 2012. Lehrke also serves on the Board of Directors for The Diversity Center of Northeast Ohio.

A native of Lakewood, OH, Lehrke currently resides in North Ridgeville, OH with her husband, Dale. Her daughter, Jessy, teaches first grade in the Cleveland area, while her son, Ben, works in Winston-Salem, NC.



Brad Grant

Vice President, Baseball Operations - Strategy & Administration

Brad Grant begins his 26th season with the Indians and second in the role of Vice President of Baseball Operations, Strategy & Administration.

Brad spent 25 years in the Amateur Scouting Department, serving 10 seasons as the club's Director of Amateur Scouting - the longest such tenure in franchise history.

In his new position, Brad's responsibilities will broaden in scope and shift out of Amateur Scouting and into Baseball Operations, where he now assists across all departments and platforms. His role will include the coordination of capital projects and strategy in the areas of resource prioritization and allocation. Brad also will continue to be a departmental resource for each of the club's scouting and player acquisition areas (Amateur, International and Pro Scouting) and will be a bridge between Baseball and Business Operations internally.

Brad's tenure with the Indians began in 1994 as an intern in the Marketing department. He started his career in the Baseball Operations department in 1995 as a scouting intern and then moved to a full-time position as Assistant, Scouting Operations in 1996. In 1999 he was appointed to the position of Assistant Director of Scouting.

Brad graduated in 1994 from Miami University with a Bachelor of Arts degree in Communications. He swam four years at Miami after receiving high school All-American honors at University School in Hunting Valley, Ohio.

Brad resides in Rocky River, Ohio with his wife, Kate, who is a Vice President at WME|IMG. They have a daughter, Margaret, and a son, Will. His father, Ron Grant, recently retired from University School where he served as the Director of Physical Education and Athletic Director for over 40 years.



Sky Andrecheck

Vice President, Baseball Research & Development

Sky Andrecheck enters his 10th season with the Indians organization and first as Vice President of Baseball Research and Development after serving the previous three seasons as the club's Senior Director of Research and Development from 2016-18. Andrecheck's tenure with Cleveland began in May 2010 when he was hired as a Baseball Analyst to enhance the club's quantitative efforts in numerous areas.

In his role, Andrecheck assumes responsibility for the club's analytical systems across Baseball Operations, leading the club's analysts and data scientists, while bringing advanced quantitative and analytical research to the organization. Andrecheck continues to serve as a resource for personnel and strategy decisions throughout Baseball Operations, including

both Pro and Amateur Scouting, Player Development and Major League Advance Scouting.

A Chicago-area native, Andrecheck holds both a bachelor's and a master's degree in Statistics from the University of Illinois. Before joining the Indians, he worked as a statistician at Mathematica Policy Research in Washington, DC. Sky also wrote for several online baseball outlets, including *Baseball Analysts* and *SI.com*. He and his wife, Sarah, reside in Shaker Heights, Ohio with their daughter, Adeline.



Eric Binder

Vice President, Baseball Operations

Eric Binder begins his seventh season with the Indians and first as Vice President of Baseball Operation. Binder began his tenure with Cleveland in 2013 as the Advance Scouting Intern, progressing into a full-time role in Player Development the following year. In 2017, Binder transitioned into Baseball Operations serving as the director of the department the past two seasons.

As Vice President, Baseball Operations, Eric leads the Baseball Operations group in support of Cleveland's Major League staff, Player Development staff, and Scouting departments. His leadership in implementation of process and analysis focuses day-to-day with the Major League coaching staff and Performance areas, while additionally leading the development

and implementation of pitching philosophies and programs throughout the organization.

Eric joined the Indians after a two-year Minor League pitching career from 2012-13, most notably with the St. Louis Cardinals organization. He grew up in Burr Ridge, IL and attended Northwestern University, later graduating from Trinity University in 2010 with a degree in Economics. He resides in downtown Cleveland.



Jay Hennessey

Vice President, Baseball Learning & Development

Jay is entering his second season with the Cleveland Indians as Vice President of Learning and Development for Baseball Operations, a new role within the organization beginning in 2018. In this capacity, Jay serves as a resource for leaders at all levels to continuously improve through leadership development and learning management initiatives.

Prior to joining the Indians, Jay served 25 years in the United States Navy. Jay finished his career serving as the Commander of a Navy Training Center of Excellence in San Diego CA, before retiring as a Captain.

A Connecticut native, Jay earned a Bachelor of Arts degree from Villanova University, a Master's of Business and Administration from San Diego State University and was a distinguished graduate of the U.S. Naval War College, earning a Master of Arts degree in National Security and Strategic Studies.

Jay and his wife, Jessica, reside in Westlake, Ohio with their four children.



Tim Salcer

Vice President, Sales & Service

Tim enters his fifth season with the Cleveland Indians after being named Vice President of Sales and Service in January 2017. In his present role, Tim is responsible for overseeing Season Tickets, Group Tickets, Corporate Partnerships, Premium Hospitality, Sales Service and Fan Services as well as Ticketing Operations.

Salcer joined the Indians in 2015 as Senior Director of Ticket Services following a 14-year career with Chatterm Inc. (National Consumer Product Goods Company) where he worked with top accounts including Walmart and Walgreens. Tim is a 2000 Graduate of John Carroll University and graduate of Notre Dame Cathedral Latin High School (Chardon) as well St. Paschal Baylon Grade School (Highland Heights). He coached high school and youth sports for 20 years including NDCL, Mentor Youth Football League and St. Paschal Baylon.

Tim and his wife Kim reside in Highland Heights, Ohio. Tim's parents Roland and Jane live in Lyndhurst and his dad is a retired Captain of the Cleveland Heights Police Department, where he was the longest serving policeman in the history of the state of Ohio and second longest in the nation with 60 years on the job following his service in the tank corp during WWII.



Kurt Schloss

Vice President, Concessions

Kurt Schloss is entering his 15th season with the Cleveland Indians and seventh as Vice President, Concessions. Schloss maintains oversight of all Merchandising and Corporate Purchasing, as well as the organization's Food and Beverage business.

A retail and wholesale veteran of more than 17 years prior to joining the Indians, Kurt came to the club in August 2004 as the Director of Merchandising, overseeing all aspects of the Mall Store, Ballpark and Spring Training retail businesses. He held that position for two seasons before being elevated to Senior Director and taking on Corporate Purchasing for the team.

As Vice President, Concessions, Kurt is responsible for overseeing the development and implementation of the appropriate business plans while ensuring a focus on achieving organizational guiding commitments, strategic priorities and organizational financial objectives and strategies.

A native of the Akron area, Kurt attended Walsh Jesuit High School and is a graduate of Ohio State University with a BA in Organizational Communication. He resides in Bath, Ohio with his wife, Linda, and their three boys, Jack, Robert and Michael.



Curtis Danburg

Senior Director, Communications

Curtis Danburg enters his 24th season with the Cleveland Indians in 2019.

In his current role as Senior Director of Communications, he oversees Corporate Communications, Baseball Information, Broadcasting, Digital Media, Photography and Historical Archives. He began his career with the organization spending three years as an intern in the Indians Media Relations Department before becoming a full-time member of Media Relations in 1998. He transitioned in 2005 to lead Corporate Communications and Digital Media, areas still under his direction. Danburg also spent seven seasons (2005-2011) overseeing Creative Services for the Indians before being promoted to a leadership role with the entire Communications division in 2011.

A native of Mentor, OH, Curtis graduated from Bowling Green State University in 1996, majoring in Sport Management. He volunteered four years in the BGSU Sports Information Department and was co-chair of Sport Management Alliance for two years.

Curtis currently serves as a Board Member for Ohio Guidestone, Baseball Heritage Museum and Orange Effect Foundation.

Curtis and his wife, Danielle, reside in Fairview Park, Ohio with their two children, Tyler and Hannah.



Joe Znidarsic

Vice President, General Counsel

Joe Znidarsic is in his 16th season as the club's Vice President, General Counsel. As the Indians senior legal counsel, Joe provides guidance and advice on all legal matters affecting the Indians, including contracts, regulatory matters, litigation and business planning.

Joe served as primary legal counsel for the Lawrence Dolan family in the acquisition of the Cleveland Indians franchise in 2000 and remained as the Indians' outside legal counsel until 2003 when he was promoted to his current position as chief legal counsel for the club. Joe played a significant role in the planning and creation of **SportsTime Ohio**, the Dolan family-owned regional sports network, which commenced business in 2006 as the principal provider of Cleveland Indians baseball video programming. Joe also served as general counsel for **SportsTime Ohio** until December 2012 when the network was acquired by Fox Sports. More

recently, he counseled Club ownership on its successful efforts to bring John Sherman into the Indians ownership group. Znidarsic remains a partner in the law firm of Thrasher, Dinsmore & Dolan, which he joined in 1977. Joe has developed significant experience counseling business clients in the areas of mergers, acquisition, governance, finance, income tax and estate planning and continues to provide services in those areas to the firm's clients today.

A native of the Cleveland area, Joe attended St. Joseph High School (now Villa Angela-St. Joseph), graduating from Bowling Green State University in 1973 and Case Western Reserve University Law School in 1976. Joe and his wife, Jill Ledin, live in Lake County. Joe serves as an active participant in many charities, local boards and business groups.



Nicole Schmidt

Vice President, Brand, Strategy & Analytics

Nicole Schmidt is in her sixth season with the Cleveland Indians organization.

In her current role, Nicole oversees the organization's efforts in brand marketing, strategic planning, and business analytics. Her responsibilities include the annual brand campaign, media and promotion planning, market research and partnering to deliver data-driven analysis and project management to key business challenges across the organization.

Prior to joining the Indians, Nicole worked in strategy consulting at Monitor Group in Chicago. She received her undergraduate degree in Marketing and Finance from the University of Iowa and an MBA from Northwestern University.



Rebecca Kodysh

Executive Director, Community Impact

Rebecca Kodysh enters her seventh season with the Cleveland Indians after joining the organization as Executive Director of Community Impact in April of 2013.

Kodysh leads the Community Impact Department, which is responsible for driving the organization's mission to utilize baseball to strengthen youth through service initiatives that focus on education, health and fitness. Rebecca also serves as Executive Director of Cleveland Indians Charities (CIC), a private foundation established in 1989 that concentrates its philanthropy on youth education and baseball initiatives.

Kodysh came to the Indians following 10 years of nonprofit management experience with Big Brothers Big Sisters of Greater Cleveland. She also taught Program Evaluation and Needs Assessment as an Adjunct Instructor for the Mandel School for Applied Social Sciences at Case Western Reserve University, her graduate alma mater. Rebecca spent the first two years of her career in Hawaii as a special education teacher and parent advocate.

Rebecca holds a bachelor's degree in Psychology from Ohio University and a Master of Nonprofit Organizations degree from Case Western Reserve University. Rebecca lives in Avon Lake with her husband, Jim, and their two sons.

BASEBALL OPERATIONS



Mike Chernoff

General Manager

Mike Chernoff enters his 16th season with the Cleveland Indians organization in 2019 and his fourth since being named as the 16th General Manager in team history on Oct. 6, 2015. He spent the previous five seasons as the club's Assistant General Manager after being elevated to the position in October 2010.

Chernoff was previously the Tribe's Director of Baseball Operations over four seasons from 2007-10 after spending the 2005-06 campaigns as the Assistant Director of Baseball Operations. His tenure with the organization started in June 2003 when he began an internship in Baseball Operations.

As General Manager, Mike works with President of Baseball Operations Chris Antonetti to lead all aspects of the club's baseball operations, including Major League operations, scouting and player acquisitions, player development and performance, research and development, and contract negotiations. Chernoff has helped lead a variety of strategic moves and organizational development initiatives that have impacted the Indians current Major League team and organizational culture, including the hiring of Terry Francona and numerous player acquisitions, multi-year contract negotiations, and scouting and development initiatives.

Mike played four years of varsity baseball as a middle infielder at Princeton University and served as captain of the team as a senior. He earned a degree in Economics with a certificate in finance from the Ivy League institution in June 2003.

Mike and his wife, Sarah, reside in Beachwood, Ohio with their sons, Brody and Owen, and daughter, Arielle. His father, Mark, is the Vice President of Programming at WFAN in New York City.

GENERAL MANAGERS OF THE CLEVELAND INDIANS

1903-27..... Ernest S. Barnard	1957-61 Frank Lane	Sept. 18, 1991 - Oct. 31, 2001
1916-17.....Bob McRoy	1961-73Gabe PaulJohn Hart
1927-35Billy Evans	1973-85..... Phil Seghi	Nov. 1, 2001 - Oct. 3, 2010
1935-41 C.C. Slapnicka	Mar. 8, 1985 - Dec. 18, 1987Mark Shapiro
1941-46 Roger PeckinpaughJoe Klein	Oct. 4, 2010 - Oct. 5, 2015
1946-49.....Bill Veeck	Nov. 2, 1987 - Sept. 18, 1991 Chris Antonetti
1950 -57Hank GreenbergHank Peters	Oct. 6, 2015 - present
	Mike Chernoff



Carter Hawkins

Assistant General Manager

Carter Hawkins begins his 12th season with the Indians and third since being appointed Assistant General Manager in November of 2016. Carter began his tenure with the Indians in 2008 as the Advance Scouting Intern and progressed into a full-time role in Professional Scouting in 2009. In 2010, Carter became Assistant Director of Player Development, a role he filled for four seasons before moving into the role of Director of Player Development for the 2015 season.

Carter, along with fellow Assistant General Manager Matt Forman, assists Chris Antonetti and Mike Chernoff in all aspects of baseball operations, including player and staff procurement and development, negotiations, rules and administration, and player personnel decisions at the Major and Minor League levels. Additionally in his role, Hawkins oversees the Indians Player Development Department, ensuring that the values and vision of the department align with those of the organization on the whole.

Carter graduated magna cum laude from Vanderbilt University in 2007 with a degree in Human and Organizational Development and was a four-year letter winner as a catcher for the Commodore baseball team. Carter and his wife, Lindsay, live in Cleveland.



Matt Forman

Assistant General Manager

Matt Forman enters his seventh season with the Cleveland Indians and third since being named Assistant General Manager in November 2016. Prior to his promotion, Forman filled a number of roles within the club's Baseball Operations department.

In his role as Assistant GM, Forman assists Chris Antonetti and Mike Chernoff in all facets of Baseball Operations, including contract negotiations and arbitration, rules administration and interpretation, process implementation and innovation, and player personnel decisions at the Major and Minor League levels. Forman also oversees the organization's scouting departments (Amateur, Professional and International Scouting) and player acquisition processes in those areas.

Forman's tenure with the Tribe began in January 2013. Prior to joining the Indians, Forman wrote for **Baseball America**. He graduated in June 2011 from Northwestern University, where he earned degrees in Journalism and American History. Originally from Philadelphia, Forman resides in Rocky River, OH with his wife, JoHanna.



John Mirabelli

Senior Director, Scouting Operations

John Mirabelli begins his 20th season in charge of the club's Scouting Operations Department. He served as Assistant General Manager from 2002-10 after joining the organization in 2000 as the Indians Director of Scouting.

Mirabelli, 58, plays a substantial role in the procurement of amateur and professional talent, both in the United States and abroad. John oversees and manages the scouting and acquisition efforts in the domestic and international markets for the club. The club continues to operate heavily in Latin America and the Pacific Rim. Additionally, he assists President of Baseball Operations Chris Antonetti in all player acquisitions relative to the 40-man roster and minor league system. He continues to assist with the First-Year Player Draft, which has

resulted in a number of highly-regarded classes (named best MLB Draft in 2010 & 2014 by **Baseball America**). Mirabelli was inducted into the Professional Baseball Scouts Hall of Fame by the St. Paul Saints in August of 2013.

The Pittsburgh, PA native spent the 1998-99 seasons as the National Crosschecker in the Detroit Tigers Scouting Department. Prior to his stint as crosschecker he spent the 1997 season as the South East Supervisor for the Tigers and before that was an Area Scout with Detroit from 1990-96. Detroit's 1997 & '98 first round picks (RHP Matt Anderson & RHP Jeff Weaver) each made it to the big leagues during their first professional seasons and in 1997 he signed the Tigers' 6th round pick, RHP Brian Moehler. He was named Detroit's Scout of the Year in 1996 and in 1997 the Tigers were named Organization of the Year by **Baseball America**.

John played his collegiate ball at North Carolina State University and played professionally in Italy for two seasons in 1983-84 before returning to his alma mater, spending six seasons from 1985-90 as the Pitching Coach/Recruiting Coordinator with the Wolfpack before becoming an area scout with the Tigers after the 1990 draft. While at North Carolina State, John received a bachelor's degree in Business Management.

He and his wife, Mirella, have two children, Tina and Tommy. Tommy was selected by Pittsburgh in the 24th round of the 2012 First-Year Player Draft out of St. Edward High School, but instead accepted an offer to play at the University of Kansas.



Wendy Hoppel

Director, Baseball Administration

Wendy Hoppel begins her 36th season in the Indians Baseball Operations department and her 19th season as the club's Director of Baseball Administration.

As Director of Baseball Administration, Wendy oversees all facets of the organization's administrative support, concentrating in the areas of Minor League player contracts and financial administration. Specifically, she manages the budgets for the Major League club and the Tribe's Player Development System, as well as the contract tenders/payroll of the minor league domestic and foreign players. In addition, she coordinates all of the travel and living arrangements among the seven minor league clubs and the organization's 200+ minor league players during spring training and the regular season; processes the working visas

for the club's foreign-born players; and coordinates and administers the Major League Baseball College Scholarship plan for former and current Cleveland Indians players.

Wendy's tenure with the club began in June of 1984 when she was hired as an assistant to the Farm & Scouting Director. Hoppel earned a degree in Applied Business from Bowling Green State University after graduating from Bowling Green Senior High School.

Wendy resides in Lakewood with her daughter, Grace.



Dr. Charles A. Maher

Sport & Performance Psychologist; Senior Director, Department of Personal & Organizational Performance

Charlie Maher enters his 24th season with the organization as Sport and Performance Psychologist and Senior Director, Department of Personal and Organizational Performance. In these capacities, he oversees the mental and emotional development and performance enhancement of all players at the Major and Minor League levels, while also conducting psychological assessments of player prospects for the draft. He is Director of the Cleveland Indians Mental Performance Program and is also involved in talent acquisition assessment and professional development of Indians staff in Baseball and Business Operations. Additionally, Charlie is Director of the Employee Assistance Program; coordinates organizational development projects; provides assistance in the continued development

and implementation of the player plan system; and conducts special psychological studies.

Charlie is a licensed psychologist and a fellow of many psychological societies, including the Association of Applied Sport Psychology. He holds Diplomate status with the American Board of Administrative Psychology and American Board of Professional Disability Consultants. Furthermore, he is a Certified Mental Performance Consultant of the Association of Applied Sport Psychology and a member of its Certification Council. Dr. Maher possesses several graduate degrees and certifications in psychology, education and business. He is the author of the nationally acclaimed book, "The Complete Mental Game of Baseball: Taking Charge of the Process, On and Off the Field." He is the President of the Professional Baseball Performance Psychology Group and sits on the National Advisory Board of the Positive Coaching Alliance.

Before coming to the Indians, Charlie worked for a decade as sport psychologist for the Chicago White Sox and served as sport psychology consultant for the New York Yankees, Detroit Tigers and other teams. Additionally, Charlie has served many years as a sport psychologist for the Cleveland Cavaliers, Cleveland Browns, New York Jets, Rutgers University football and basketball, while also working as a performance consultant for the New York Rangers and Minnesota Wild. He has also consulted with performance institutes and business corporations worldwide, including the IMG Academy. Dr. Maher's practice in sport and performance psychology has included work with athletes and teams in football, tennis, basketball, baseball, boxing, horse racing and other sports.

Charlie also is a Professor Emeritus of Psychology at Rutgers University, where he has been involved with doctoral education, supervision, and research in clinical, school and organizational psychology. He has been editor of two professional journals, serves as Associate Editor of the "Journal of Sport Psychology in Action", sits on the editorial boards of several peer-reviewed scientific journals, and is author of numerous books and scientific publications in sport psychology, management, program planning and evaluation, and special education. He is married with two adult children and three grandchildren.



Keith Woolner

Principal Data Scientist, Baseball Analytics

Keith Woolner enters his 13th season in Baseball Analytics with Cleveland, having joined the Indians organization in 2007. In his role, he drives innovative research to improve the organization's in-game strategy, player forecasting and acquisition decisions through the use of technology, data management, machine learning and statistical analysis.

Prior to joining the Indians, Keith was Director of Research & Development at **Baseball Prospectus** for 10 years. He has co-authored 10 books, including several editions of the **Baseball Prospectus** annual and the award-winning *Baseball Between The Numbers*. Keith is the inventor of VORP (Value Over Replacement Player), a well-known sabermetric statistic. He worked in the software industry for 15 years before joining the Indians, including

stints at Oracle and SAS Institute.

He holds dual bachelor's degrees in Mathematics with Computer Science and Management Science from the Massachusetts Institute of Technology (M.I.T.), and a master's degree in Management Science & Engineering from Stanford University.



Paul Gillispie

Senior Director, International Scouting

Paul Gillispie begins his 13th season with the Indians organization and third since being promoted to Senior Director of International Scouting in December of 2016. In his present role, Gillispie oversees all aspects of International Scouting, including both Latin America and the Pacific Rim, while leading the evaluation, information-gathering and process implementation efforts for the acquisition of international, amateur and professional players.

Gillispie spent the previous two years as the club's Director of Pro Scouting after serving for six years as Assistant Director of Scouting from 2009-14. Paul's tenure with the Indians started in November 2006 when he began an internship in Baseball Operations and he later went on to become an Area Scout for Georgia, South Carolina and Northern Florida.

Paul graduated from the University of Virginia with a degree in American Politics. He played for the Cavaliers baseball team and was team captain for the 2003-04 season. He is a member of the Buck O'Neil Professional Scouts and Coaches Association. Originally from Danville, VA, Paul resides in downtown Cleveland.



James Harris

Director, Player Development

James Harris begins his third season with the Indians after joining the organization as Director of Player Development in December of 2016.

In his current role, Harris oversees all aspects of the Indians farm system, including the organization's six minor league affiliates and Dominican Summer League team. Harris leads the continued improvement and implementation of Player Development philosophies, programs and systems, while directing staffing and personnel decisions for the department. It is the goal of the Indians Player Development System to fully develop the whole athlete, while providing each player and staff member with practical development tools and resources.

Prior to joining the Indians, James was a Special Assistant to Baseball Operations with the Pittsburgh Pirates and spent time as Chief of Staff for the Philadelphia Eagles and the University of Oregon. During his 21-year career in sports, he has also spent time with the University of Nebraska, Arizona State University, San Francisco 49ers and Athletes' Performance (EXOS).

James graduated from the University of Nebraska in 2000 with a degree in Human Resources and Family Sciences, has a master's degree in Nutrition and Exercise Science from Nebraska, is a Registered Dietitian (RD), and studied Leadership at the University of Oregon.

A Los Angeles area native, James and his wife, Kimberly, have two daughters, Kamryn and Keliah.



Scott Barnsby

Director, Amateur Scouting

Scott Barnsby begins his 20th season as a member of the Indians organization and second as Director of Amateur Scouting after spending each of the previous three years as Assistant Scouting Director under Brad Grant.

Barnsby came to Cleveland in 2000 and assisted with advance scouting operations for two years before serving as an Area Scout in Kentucky, Tennessee and Mississippi from 2002-06. From 2007-11, he operated as the club's Regional Crosschecker in the midwest and southeast territories before advancing to National Crosschecker from 2012-14.

A native of Torrington, Connecticut, Barnsby was selected by the Los Angeles Dodgers in the 1998 June draft out of the University of Massachusetts-Amherst. The right-hander tossed a no-hitter for the Minutemen in the 1998 Baseball Beanpot game played at Boston's Fenway Park, a 1-0 victory over Harvard. Scott currently resides in Huntsville, Alabama with his wife, Kristen, and their sons, Andrew and Matthew.



Victor Wang

Director, Pro Scouting

Victor Wang enters his 11th season with the Indians and third as Director of Pro Scouting. In his current role, Victor oversees all phases of the organization's professional scouting efforts, manages the Professional Scouting Staff, provides player evaluations, and fulfills a variety of other responsibilities within the Baseball Operations Department.

Wang most recently was the Assistant Director of Pro Scouting from 2013-16. He joined the Cleveland organization in a full-time capacity in June 2012 as a Baseball Operations Assistant after spending the previous three summers as a Baseball Operations & Analytics Intern. Prior to joining the Indians, Victor wrote for the *Hardball Times*.

Victor grew up in Bloomington, Minnesota and later graduated from Northwestern University in June 2012 with a BA in Economics. He currently resides in downtown Cleveland.



Josh Gibson

Director, Learning & Development

In 2019, Josh Gibson enters his second season as a member of the Cleveland Indians organization. In his role as Director of Learning and Development, Josh focuses on researching, developing, and implementing initiatives consistent with the strategy of baseball operations, while serving as a resource for staff across the organization to support their development.

Prior to joining the Indians, Josh served as a team development consultant in both professional baseball and college football. Most recently, Josh worked for three seasons with the Philadelphia Eagles, functioning as the Director of Team Development and Assistant Chief of Staff. Before moving to Philadelphia, Josh spent six years with the University of Oregon

football program where he focused on recruiting, operations and player development.

A San Francisco Bay Area native, Josh earned his Business degree from the University of Oregon. Josh is currently finishing a master's degree in Organizational Dynamics from the University of Pennsylvania. Josh and his wife, Holly, reside in Westlake, Ohio.



Alex Merberg
Director, Baseball Operations

Alex Merberg begins his fifth season with the Indians and first as Director of Baseball Operations after spending the previous two campaigns as Assistant Director of Baseball Operations. Alex began his tenure with the Indians in 2015 as a Baseball Operations & Analytics intern and progressed into a full-time role in Baseball Operations in 2016.

In his current role, Merberg joins Eric Binder in leading the internal Baseball Operations group and supporting the day-to-day functions of the department. Alex collaborates closely with Player Development, Pro Scouting, Research and Development, and Performance Services with a focus on player analysis, process innovation and refining organizational philosophies. In addition, he supports Major League Operations, in particular overseeing the Advance Scouting process. He'll also help lead the implementation of the new Baseball Operations Fellowship roles across the organization.

Alex graduated in 2015 from Tufts University, from which he earned a degree in Economics. He is from Weston, Connecticut, and resides in downtown Cleveland.



Matt Blake
Assistant Director, Player Development

Matt Blake begins his fourth season with the Indians and third as Assistant Director of Player Development after being named to the position in November of 2016. Matt began his tenure with the Indians earlier in the 2016 campaign as the Lower Level Pitching Coordinator. In his current role, Matt assists with the leadership of the organization's Player Development staff, as well as the design and execution of its programs, policies and curricula. Additionally, he oversees the player plan origination of the club's pitchers, collaborating with coaches, coordinators and front office personnel

Prior to joining the Indians, Matt spent seven years as the Pitching Coordinator for Cressey Sports Performance, while also spending time coaching in the Cape Cod Baseball League with the Yarmouth-Dennis Red Sox. He grew up in Concord, NH and graduated from the College of the Holy Cross in 2007 with a degree in Psychology and Philosophy. Matt resides in downtown Cleveland.



Alex Eckelman
Assistant Director, Player Development

Alex Eckelman begins his 10th season with the Indians and his fourth in the role of Assistant Director of Player Development after spending much of the previous four years as Advance Scouting Coordinator. In his current role, Alex assists with the leadership of the club's Player Development staff and the design and creation of programs, policies and curriculums implemented throughout Cleveland's system. He also oversees the player plan origination for position players in collaboration with coaches, coordinators and other front office staff members. Eckelman originally joined the Indians organization in 2010 as an Advance Scouting Intern and transitioned into the role of Assistant Director, Pro Scouting in 2011, handling analysis and Major League advance reports on upcoming opponents while also assisting with oversight of the club's Pro Scouting operations.

Alex, 44, played professional baseball for nine years from 1997-2005 in the Houston and St. Louis organizations including parts of three seasons at the Triple-A level. Following his playing career, he coached in the Astros system in 2007. Alex graduated from The Ohio State University, where he played varsity baseball from 1994-97 and was elected to the Varsity "O" Hall of Fame in 2006 in a class that included Eddie George. He concluded his minor league career with a batting average of .274 (706-2578) in 804 games.

Alex resides in Broadview Heights and has two children, Mason and Samantha.



Richard Conway

Assistant Director, International Scouting

Richard Conway enters his fourth season with the Cleveland Indians and first since being named as an Assistant Director of International Scouting. In his present role, Richard will increase his responsibilities in International Operations to coordinate the department's process implementation and information-gathering efforts. He originally joined the organization as an intern in December of 2015, later advancing to Assistant and Coordinator roles within International Operations in 2017 and 2018, respectively.

Conway's career has included work with the Dominican Prospect League in parts of both 2012 and 2015, as well as a video and player development internship at the New York Yankees Dominican academy in 2013.

The Toronto native graduated from the University of Calgary in May of 2012 with a B.S. in Biochemistry, spending the subsequent summer working in the lab at Boston's Beth Israel Deaconess Medical Center. He then went on to earn his MBA/MS in Sport Management from the University of Massachusetts-Amherst in May 2015. Conway currently resides in downtown Cleveland.



Chris Gale

Assistant Director, International Scouting

Chris Gale begins his sixth full season with the Cleveland Indians and first since being elevated to Assistant Director of International Scouting. Gale's new responsibilities have an expanded emphasis on International Scouting processes, in addition to staff development and engagement initiatives. Additionally, Chris will continue to contribute to the club's Professional Scouting department with player assessments and advance work. He joined the Indians organization in November of 2013, spending his first three seasons as a Professional Scout. After adding International Scouting responsibilities during the 2016 campaign, Gale served as an International Crosschecker from 2017-18.

Gale spent five years with the Baltimore Orioles organization, beginning as a Baseball Operations intern in 2009 before serving as an area scout for four years from 2010-13.

A right-handed pitcher, Chris was originally drafted out of high school by the Pittsburgh Pirates in the 30th round of the 2000 June draft, but did not sign. The Durham, New Hampshire product went on to play four years at the University of Virginia, graduating in 2004 with a degree in Anthropology, before playing four more years of independent league baseball. His father, Rich, spent nine years in the Majors as a player and coach. Chris and his fiance, Ally, reside in Cleveland.



Sam Giller

Assistant Director, Baseball Operations

Sam Giller begins his third full season with the Cleveland Indians and first since being named Assistant Director of Baseball Operations. In his new capacity, Sam will increase his management and leadership responsibilities of the club's internal Baseball Operations group, including the department's Fellowship program. He will also continue to provide support in the areas of arbitration and player analysis within Baseball Operations.

Giller originally came to Cleveland as a Baseball Operations intern in November of 2016, later becoming a Baseball Operations Assistant prior to the 2018 campaign. His career began with a Baseball Operations internship with the Los Angeles Angels in 2015, followed by a year with Major League Baseball's Labor Relations Department.

Sam graduated in 2010 with a degree in Economics from Kenyon College (Gambier, OH), where he also spent four years as a left-handed pitcher on the baseball team. The New York City native worked for the Charles River Associates consulting firm from 2011-15. He currently resides in downtown Cleveland.



Kevin Tenenbaum

Assistant Director, Baseball Research & Development

Kevin Tenenbaum enters his second season with the Indians organization as the Assistant Director of Baseball Research and Development. In his present role, Kevin supports and assists the Baseball Operations department in advancing knowledge of the game through quantitative data analysis. He also provides recommendations for a variety of Baseball Operations decisions in areas including both Pro and Amateur Scouting, Player Development and Major League Advance Scouting.

After growing up outside Washington D.C., Tenenbaum received a bachelor's degree in Mathematical Sciences from Middlebury (VT) College. He spent three seasons with the Baltimore Orioles before joining the Indians, and he has published his work in the *Hardball Times Baseball Annual* and presented research at the SABR Analytics Conference. Kevin resides in Cleveland.



Mike Hargrove

Special Advisor

Cleveland Indians Hall of Famer Mike Hargrove enters his ninth season since rejoining the organization as Special Advisor in 2011. Hargrove was previously a member of the Indians family for 21 seasons from 1979 to 1999, spending eight and a half seasons as Indians Manager from 1991-99. The 68-year old Perryton, TX native compiled a record of 721-591 (.550) for the Tribe, posting the second-highest managerial win total in franchise history behind Lou Boudreau's 728 victories. Hargrove led the Indians to five straight American League Central Division titles from 1995-99 and two American League Pennants in 1995 & '97, as he is the only manager in club history to win multiple A.L. titles.

Hargrove also spent four seasons (2000-03) managing the Baltimore Orioles and three seasons with the Seattle Mariners (2005-07), recording a career Major League managerial record of 1188-1173 (.503) over 16 seasons. Mike played for the Indians from 1979-85 and was named Indians "Man of the Year" in 1980 & 1981 and won the Frank Gibbons "Good Guy" Award in 1985. He finished his Major League career as a .290 (1614-5564) hitter in 1666 games from 1974-85, earning A.L. Rookie of the Year honors with Texas in 1974 (.323, 4HR, 66RBI). Mike led the A.L. with a .432 OBP in 1981. His best year in Cleveland was 1980 when he hit .304 with 11 HR, 86 runs and 85 RBI.

The 2008 Indians Hall of Fame inductee fulfills a variety of roles for the organization, as Hargrove assists Terry Francona and his coaching staff in spring training, provides guest color commentary on a number of broadcasts throughout the season and serves as a key resource for the many business, community and charitable endeavors of the franchise.

Mike lives in Richfield, Ohio with his wife, Sharon. They have five children and 14 grandchildren. The couple grew up in Perryton, Texas and are active in many local charities, including Make-A-Wish Foundation, Providence House, Aluminum Cans for Burned Children, Coats for Kids, ALS, Cystic-Fibrosis and Our Lady of the Wayside. Mike was a member of the Greater Cleveland Sports Commission Hall of Fame's Class of 2013, later receiving a GCSC Lifetime Achievement Award in 2017, and was honored at the Golden Age Centers Golden Achievement Awards in 2014.

SPECIAL ASSISTANTS TO BASEBALL OPERATIONS



Steve Lubratich Special Assistant to President of Baseball Operations/GM

- Steve enters his 18th season with the Indians and fifth as a Special Assistant after spending the previous two years as Director of Pro Scouting
- He joined the Indians after serving as the Assistant General Manager for the Detroit Tigers from 1996-2001
- Lubratich was a NCAA Division II All-American shortstop at the University of California-Riverside in 1977
- Joined the Padres organization in 1985 as a player/coach before managing from 1988-91 in the team's system
- He and his wife, Deborah, reside in Lee, NH; they have two adult children, Brandt and Natalie, and one grandson



Dave Malpass Special Assistant to President of Baseball Operations/GM

- Malpass is set to begin his 19th year with the Indians organization and his 27th season in professional baseball
- Spent eight years serving in various roles and capacities for the Montreal Expos before joining Cleveland in 2000
- Played four years of collegiate baseball and graduated from Northwest Nazarene University in Nampa, ID before attending graduate school, and beginning his coaching career at Washington State University
- Resides in Huntington Beach, CA with wife, Terri, and their two children, Brady and Blakely



Don Poplin Special Assistant to President of Baseball Operations/GM

- Poplin begins his 27th year in professional baseball and his 18th season with the Indians organization
- Prior to joining the Tribe, Poplin served as an Amateur Scout for Seattle (seven years) and Atlanta (two years)
- He and his wife, Teresa, have two sons, Chase and Alex
- Currently resides in Norwood, NC




Tom Wiedenbauer Special Assistant to President of Baseball Operations/GM

- Wiedenbauer enters his 9th season with the Indians and second as a Special Assistant
- Served as organization's Field Coordinator in 2011 and again from 2013-17...joined Major League club in 2012 as first base and baserunning coach
- Prior to joining Cleveland, spent 35 years with Houston Astros organization
- Selected by Houston in 7th round of 1976 draft and had eight-year minor league career
- Resides in Ormond Beach, FL with his wife, Ellen...couple has three children, Christie, Tom Jr. and John



Tim Belcher Special Assistant to Baseball Operations

- Belcher enters his 18th season with the Indians and his 16th as a Special Assistant, a role he held from 2002-09 and resumed in 2012
- The Sparta, Ohio native served as the team's Major League Pitching Coach from 2010-11
- Compiled a Major League record of 146-140 with a 4.16 ERA over a 14-year career with seven MLB teams, winning the *Sporting News* N.L. Rookie Pitcher of the Year honors in 1988 with the World Champion LA Dodgers
- All-American pitcher at Mount Vernon (OH) Nazarene University in 1983 prior to being drafted



Travis Hafner Special Assistant to Baseball Operations

- Travis returns for his fifth season as a Special Assistant after a 12-year career in the Majors, 10 of which came with the Tribe
- Originally drafted by Texas in the 31st round in 1996 and was traded to Cleveland at the end of the 2002 season
- Hafner hit .278 overall as a member of the Indians and sits at eighth all-time in franchise history with 200 HR
- All-time franchise leader in home runs and RBI at the DH position...His 110 RBI in 2006 stands as the single-season record for Tribe DH's
- He and his wife, Amy, have three sons

BEHIND THE SCENES



Mike Seghi, Director of Team Travel

Mike Seghi begins his 46th season as the Tribe's Director of Team Travel. Mike's career with the ball club began in September of 1974 after he graduated from the University of Cincinnati in 1973 with a degree in Education.

Mike coordinates all of the Major League club's travel plans during spring training, the regular season and Postseason. His 46-year run as a club travel director is the longest such tenure in Major League Baseball today.

He served as Traveling Secretary for the Major League Baseball All-Star teams that toured Japan in 1990 & 1992 and was the winner of the Frank Gibbons/Steve Olin Good Guy Award in 1981.

Mike and his wife, Patty, reside in Rocky River, Ohio and have two daughters, Brittany and Michelle. Mike's father, Phil, was the Tribe's General Manager from 1973-85.



Tony Amato, Home Clubhouse & Equipment Manager

Tony Amato begins his 17th season as the Tribe's Home Clubhouse and Equipment Manager.

Amato worked in the home clubhouse as an assistant to the clubhouse manager for 15 seasons from 1988-2002, starting under Cy Buynak in Cleveland Stadium. He got his start with the Tribe by winning the last WWWE/Sun Newspapers BatBoy Essay Contest in 1988 and spent that season as a ball and bat boy. Along with working home games in the Indians clubhouse, Tony taught physical education to developmentally handicapped students at Our Lady of Angels/St. Joseph's for three years from 1999-2002.

The Normandy High School graduate earned a Bachelor's degree in Marketing and a Master's degree in Sports Administration from Cleveland State University in 1997. Tony is long-time fan of the Cleveland Browns, manages a small stable of harness racehorses and resides in Broadview Heights, Ohio with his wife, Jackie.



Willie Jenks, Visiting Clubhouse Manager

Willie Jenks begins his 13th season as the Progressive Field Visiting Clubhouse Manager. In 2008, he was honored as the MLB Visiting Clubhouse Manager of the Year.

Jenks also works in the Home Clubhouse during Spring Training, assisting Tony Amato in Goodyear, AZ prior to heading north to prepare the Visiting Clubhouse. Willie served as a head Equipment Manager in each of the first three World Baseball Classic tournaments for the Netherlands (2006), Team Venezuela (2009) and Team USA (2013).

Jenks, who began working in the Visiting Clubhouse during the 1996 season, is a native of Brecksville, OH and graduated from Holy Name High School and the University of Akron.

Willie resides in Brecksville, Ohio with his wife, Danielle, and their daughter, Hannah.



Brandon Biller, Assistant Home Clubhouse & Equipment Manager

Brandon Biller begins his second season as Assistant Home Clubhouse and Equipment Manager and 10th overall with the Cleveland Indians organization.

Brandon's career with the Indians began in 2010 as an intern for Visiting Clubhouse Manager, Willie Jenks. After spending the 2011 International League campaign with the Columbus Clippers, Cleveland's Triple-A affiliate, Biller joined the Indians home clubhouse staff for the balance of that season and served as a clubhouse attendant under Tony Amato through 2017. Prior to his tenure in Cleveland, Brandon worked closely with the Men's Hockey and Baseball programs at Bowling Green State University.

The Fremont, Ohio native and Fremont Ross High School graduate earned a Bachelor of Science degree in Sport Management with an emphasis on Sports Enterprise from BGSU in 2009. Brandon enjoys spending time outdoors alongside his wife, Kellie, and son, Eric, with whom he resides in North Olmsted, Ohio.

BEHIND THE SCENES



Bob Chester, Director, Video Operations

Bob Chester begins his 24th season as Director of Video Operations with the Cleveland Indians organization as he enters his 34th year in professional sports.

Chester and his staff are responsible for providing all aspects of video related services pertaining to player development - specifically, self-scout, advanced scouting analysis, the draft, medical service videos and all minor league affiliate video.

Bob began his career in professional sports as a video director for the Cleveland Browns, producing the Emmy-nominated Browns Insider and Bill Belichick shows. Bob's previous experience includes teaching Electronic News Gathering and Post Production Editing classes at LCCC and managing

local origination programming for TCI. Bob helped pioneer the formulation of the Professional Baseball Video Coordinators Association and was elected by his peers as their President for two consecutive years.

He and his wife, Lynn, reside in Medina, OH. They have three children and four granddaughters.



Frank Velotta, Assistant Director, Video Operations

Frank Velotta begins his 25th season as a video coordinator with the Indians and his seventh since being promoted to Assistant Director. Frank supports Director Bob Chester with all video aspects of advance scouting and self-scout analysis, working alongside players, coaches and front office personnel. His role also includes creating instructional video for the Strength & Conditioning department, the Medical Services team and the Minor League staff. Frank also oversees all aspects of minor league video procedures and development.

Velotta was an intern for the Baseball Video Operations Dept. in 1995 before becoming a full-time associate in 1996. He graduated from Cleveland State University in 1996 where he earned

his Bachelor's degree in Communications, specializing in audio/video production. He is also a founding member of the Professional Baseball Video Coordinators Association (PBVCA), which formed in 2004.

Frank resides in Middleburg Heights with his wife, Angel, daughter, Josephine, and son, Frank.



Bart Swain, Director, Baseball Information & Player Relations

Bart Swain begins his 28th season with the Indians and his 25th campaign in his present capacity as the Director of Baseball Information. He serves as the club's primary contact for all baseball PR initiatives, overseeing aspects of media services and player relations, in addition to the production of game day information and baseball research.

The 49-year-old native of Elyria, Ohio first joined the Indians in 1992 and spent the Tribe's final two seasons at Cleveland Stadium as an intern in the Media Relations Department. He joined the Indians in a full-time capacity in 1994 and became the Director of Media Relations the following season. Bart received the 2016 Robert O. Fishel Award for Public Relations Excellence.

Swain graduated from Elyria High School in 1988 and from Ohio University in 1992 with a degree in business. He resides in Rocky River, Ohio with his wife, Carrie, and their three children, Joe, Luke and Livia. His dad, Mike, played basketball and baseball for the Ohio State University from 1966-68. Bart will serve as Indians team captain for VeloSano Bike to Cure for a sixth consecutive year in 2019, having raised nearly \$700,000 during the first five years of the event.




Court Berry-Tripp, Director, Communications & Player Relations

Court Berry-Tripp begins his 13th season in MLB and eighth with the Indians after joining the Communications Dept. in January 2012. In his present role, Court supports the development and implementation of the club's integrated communications strategy across all areas, including both baseball and business communications, as well as broadcasting, social media and digital platforms. Additionally he assists with oversight of player/family relations and the staff's internship program.

Prior to coming to Cleveland, Court spent four seasons with the Texas Rangers Baseball Media Relations Dept. from 2008-11, assisting with the club's World Series appearances in 2010 and 2011. His career started in 2007 as an intern in the Minnesota Twins Baseball Communications Dept., which included a five-week stint at the team's Dominican training academy in Boca Chica.


Court graduated from Miami University in 2005 with a business degree and also earned an MBA in Professional Sports Management from San Diego State University in 2007. He grew up in the Detroit suburb of Rochester, Michigan and currently resides in Rocky River, OH with his wife, Becca, and their daughters, James and Logan.

The Manager and Coaches



*"Hometown Hero"
1997 Major League All-Star Game MVP Sandy Alomar
7th inning homer off Shawn Estes broke a 1-1 tie*

Athletic Training	66-67
Coaches (1920-2018)	69
Coaches' Bios	55-65
Larry Doby Youth Fund	54
Strength and Conditioning	68
Terry Francona bio	52-54



TERRY FRANCONA 77

Age: 59, born April 22, 1959 in Aberdeen, South Dakota

Resides: Tucson, AZ

Position: Manager

Bats: Left

Throws: Left

Height: 6-1

Weight: 220

Contract Status: Signed thru 2020 (signed two-year extension on 11/4/2014)

MANAGERIAL/COACHING CAREER

SUMMARY: Francona has 18 years of Major League managerial experience, compiling an overall record of 1574-1340 (.540) for Philadelphia (1997-2000), Boston (2004-11) & Cleveland (2013-18)...His 1574 wins currently rank second among active Major League managers...Has received **BBWAA** Manager of the Year votes in nine different seasons, including three of his four seasons with Cleveland entering 2018 (2013-14, '16); named A.L. Manager of the Year in both 2013 & 2016...Also named **Baseball**

America MLB Manager of the Year in 2007 & 2016, **Sporting News**

A.L. Manager of the Year in 2017 and finished runner-up to Paul Molitor in 2017 **BBWAA** voting...Francona has guided a team to at least 90 wins 10 times in his career, most among active managers...

Owns 14 consecutive winning seasons, the longest streak by any active MLB manager and longest by any skipper since Joe Torre's 14-year streak (1996-2009) with New York-AL and Los Angeles-NL...

Francona will enter 2019 looking to match a 15-year streak by **Bobby Cox** from 1991-2005 with Atlanta...Saw a streak of nine consecutive

seasons with 86+ wins come to an end in 2014, sixth-longest by any manager in MLB history...Has guided his teams to the MLB Postseason on nine different occasions (including 2013, 2016-18 with Cleveland), compiling an all-time winning pct. of .580 (40-29) in the playoffs, which stands as the fifth-best mark in MLB history (min 40G) behind **Joe McCarthy**, **Sparky Anderson**, **Joe Torre** & **Casey Stengel**...Won first nine World Series games he managed, the most wins w/o a loss in the history of the Fall Classic at the time (11-4 record in WS overall)...Has won 9 of 14 playoff series overall (excluding 2013)...One of 17 managers in MLB history who have managed two or more teams in a World Series.

INDIANS: Since being named the 42nd manager in Cleveland Indians history on Oct. 8, 2012, has posted the A.L.'s best record from 2013-18, second-best in Majors, at 545-425 (.562) with four Postseason berths over six years, also the 2nd-most wins of any manager in Indians history through his first six seasons behind **Al Lopez** (570, 1951-56)...**2018:** In his 14th consecutive winning season, guided Cleveland to the club's 3rd straight and 10th overall A.L. Central title, going 91-71 (.562) - 3rd straight season with 90+ wins, 4th overall...**2017:** Reached 100 wins (630, 102-60) for first time in his managerial career, guiding the Indians to the outright best record in A.L. for just 6th time in franchise history, first since 1996; also their 2nd straight & 9th overall A.L. Central title...**2016:** Voted A.L. Manager of the Year (2nd time), steering Tribe to first A.L. Central title since 2007 at 94-67 (.584), 2nd-best record in A.L., 4th in Majors on the way to club's 6th A.L. pennant...**2015:** Went 81-80 (.503); club was 74-66 (.529) beg. May 1...**2014:** Notched 10th consecutive season with 85+ wins, managing Tribe to a 85-77 (.525) record; finished 5th in A.L. Manager of Year voting...**2013:** Earned first career A.L. Manager of Year award in first season with Cleveland after guiding team to 92-70 (.568) record, 4th-best in A.L., 77th-best in Majors...92 wins were 24 more than Indians recorded in 2012 (68-94), matching largest win improvement in franchise history (1986: +24, 84-78) when removing the impact of strike-shortened seasons ('81, '94)...Among Divisional Era (since 1969) managers in their first ever season with a team, was tied for the 8th-largest such win improvement, although Francona was just the 7th skipper on that list to win 90+ games in process of helping his team win at least 24 more games than previous season...**2012:** Spent season as an analyst for **ESPN**, primarily providing studio work & color commentary on the Sunday Night Baseball telecast with Dan Shulman & Orel Hershiser...**RED SOX YEARS (2004-11):** Led Boston to five playoff appearances, six seasons of 90-or-more victories & two World Series titles (2004, 2007) over an eight-season span from 2004-11, as Red Sox (.574, 744-552) posted 2nd-highest win pct. in MLB over that span behind Yankees (.595, 771-525); 2004 title ended 86-year drought (1918)...His 744 wins with Red Sox rank 2nd in 112-year history of the franchise, while .574 win pct. was 2nd-best in Sox history behind Joe McCarthy (.606)...Only Francona & Joe Cronin (13, 1935-47) managed Red Sox more than 7 consec. full seasons...**2001-03:** Special Asst. to Baseball Ops in Cleveland under Mark Shapiro & Chris Antonetti...Jerry Narron's Bench Coach in Texas (2002)...Ken Macha's Bench Coach in Oakland (2003)...**MANAGERIAL DEBUT:** Guided Philadelphia from 1997-2000, raising club's win total in first 3 of 4 seasons...At 37, became youngest MGR in MLB on Oct. 30, 1996...**1992-96:** Was AA Birmingham MGR in White Sox system from 1992-96, earning Southern League MGR of the Year honors & **Baseball America** MGR of Year honors in 1993...Managed Michael Jordan during '94 season...Buddy Bell's 3B Coach in Detroit (1996).

MOST CONSECUTIVE SEASONS w/ 86+ WINS, ALL-TIME		
Manager	Seasons	Years
Joe McCarthy	16	1928-30 (ChC), 1931-43 (NYY)
Joe Torre	12	1996-2007 (NYY)
Bobby Cox	11	1995-2005 (ATL)
Fred Clarke	10	1901-10 (PIT)
Casey Stengel	10	1949-58 (NYY)
Terry Francona	9	2004-11 (BOS), 2013 (CLE)

FRANCONA'S POSTSEASON RECORD				
YEAR	CLUB	RECORD/PCT	FINISH	
2004	Boston	11-3 .786	World Series Champs	
2005	Boston	0-3 .000	Swept in ALDS by CWS	
2007	Boston	11-3 .786	World Series Champs	
2008	Boston	6-5 .545	Lost in ALCS to TB	
2009	Boston	0-3 .000	Swept ALDS by LAA	
2013	Cleveland	0-1 .000	Lost to TB in Wild Card	
2016	Cleveland	10-5 .667	American League Champs	
2017	Cleveland	2-3 .400	Lost to NYY in ALDS	
2018	Cleveland	0-3 .000	Lost to HOU in ALDS	
Career Postseason:		40-29 .580		

PLAYING CAREER

Played professionally for 11 seasons (1980-90)...Drafted in 1st round by Montreal in 1980 (22nd overall)...Played parts of 10 seasons in Major Leagues as 1B/OF (1981-90); split 1988 season between Cleveland & AAA Colorado Springs...First MLB HR came Sept 16, 1981 off Bruce Sutter after making debut with Montreal on 8/19/81 at Houston...Appeared in the NLDS & NLCS for Montreal in 1981...First two MLB seasons were derailed by knee problems; limited to just 46 games in 1982 due to right knee surgery after hitting .321...Was hitting .346 in 1984 before season-ending left knee surgery...Career ended in 1990.

PERSONAL/MISCELLANEOUS

Full name **TERRY JOHN FRANCONA**...Four children: Nicholas (7/11/85), Alyssa (4/7/87), Leah (1/27/90) and Jamie (11/24/93), as well as two grandchildren...Terry's father, Tito, played 15 years in Majors, 1956-70, six of which came with the Indians (1959-64)...Tito, who passed away on Feb. 13, 2018, was an A.L. All-Star (1961), hit .363 in 1959 and led the A.L. in doubles in 1960 (36)...Terry was a White House dinner guest in 2008...played three seasons at University of Arizona, 1978-80...Won Golden Spikes Award as a junior in 1980, given annually to the nation's top amateur player...Hit .401 that year and was also named college Player of the Year by the *Sporting News*...Batted .458 in College World Series for 1980 CWS champs and was named series MVP...In May 2010, was selected to the CWS Legends Team (UA also appeared in 1979)...Picked by the Cubs in 2nd round of 1977 draft (did not sign)...Toured Italy with Team USA in 1978...Graduated from New Brighton (PA) HS in 1977...With both Red Sox and Indians, has purchased tickets for military members and veterans to every Sunday home game; in 2010 served as the Honorary Co-Chair for the Marine Corps Scholarship Foundation... Received the Brooks Robinson Community Service Award in Nov. 2018 from the MLBPA at 19th annual Legends for Youth Dinner in NYC...Very active with local military, Cleveland Indians Charities and TribeFest during his tenure with Cleveland...led initiative to create \$1M Larry Doby Fund in 2016, which provides assistance to underserved youth in Cleveland...Donated \$1 million to the Arizona baseball program in Jan. 2017... Donation targeted for the baseball capital projects fund, which included an indoor hitting facility.

MANAGERIAL AWARDS	
1993	Manager of the Year (MiLB, <i>Baseball America</i>)
2007	Manager of the Year (MLB, <i>Baseball America</i>)
2013	Manager of the Year (A.L., <i>BBWAA</i>)
2016	Manager of the Year (A.L., <i>BBWAA</i>)
2016	Manager of the Year (MLB, <i>Baseball America</i>)
2017	Manager of the Year (A.L., <i>The Sporting News</i>)

CAREER WIN LEADERS; ACTIVE MLB MANAGERS	
MANAGER	WINS
Bruce Bochy	1926
Terry Francona	1574
Clint Hurdle	1200
Joe Maddon	1168

MOST WINS, INDIANS MANAGER, FIRST 6 YEARS	
MANAGER	WINS
Al Lopez (1951-56)	570
Terry Francona	545
Eric Wedge (2003-08)	496

FRANCONA'S MANAGERIAL CAREER

YEAR	CLUB	LEAGUE	CLASS	W-L	PCT	POS.	NOTES
1992	South Bend (CWS)	Midwest	A	73-64	.533	3rd/2nd	
1993	Birmingham (CWS)	Southern	AA	78-64	.549	2nd/1st	League Champions
1994	Birmingham (CWS)	Southern	AA	65-74	.468	4th/5th	Managed Michael Jordan
1995	Birmingham (CWS)	Southern	AA	80-64	.556	4th/2nd	296-266 MiLB managerial record
1997	Philadelphia	National	MLB	68-94	.420	5th	6th place, NL MGR of the Year
1998	Philadelphia	National	MLB	75-87	.463	3rd	
1999	Philadelphia	National	MLB	77-85	.475	3rd	Improved each of 1st 3 seasons
2000	Philadelphia	National	MLB	65-97	.401	5th	285-363(.440) with PHI, 1997-00
2004	Boston	American	MLB	98-64	.605	2nd	World Series Champions
2005	Boston	American	MLB	95-67	.586	2nd	A.L. Wild Card
2006	Boston	American	MLB	86-76	.531	3rd	
2007	Boston	American	MLB	96-66	.593	1st	World Series Champions
2008	Boston	American	MLB	95-67	.586	2nd	A.L. Wild Card, Advanced to LCS
2009	Boston	American	MLB	95-67	.586	2nd	A.L. Wild Card
2010	Boston	American	MLB	89-73	.549	3rd	
2011	Boston	American	MLB	90-72	.556	3rd	744-552(.574) career w/BOS
2013	Cleveland	American	MLB	92-70	.568	2nd	A.L. Wild Card (One Seed)
2014	Cleveland	American	MLB	85-77	.525	3rd	Not eliminated until Game 160
2015	Cleveland	American	MLB	81-80	.503	3rd	Not eliminated until Game 159
2016	Cleveland	American	MLB	94-67	.584	1st	A.L. Champions
2017	Cleveland	American	MLB	102-60	.630	1st	Best record in A.L., 2nd in MLB
2018	Cleveland	American	MLB	91-71	.562	1st	3rd straight A.L. Central crown
CLEVELAND TOTALS				545-425	.562		
MAJOR TOTALS				1574-1340	.540		
CAREER TOTALS				1870-1606	.538		

FRANCONA'S POSTSEASON RECORD

YEAR	CLUB	AVG	G	AB	R	H	2B	3B	HR	RBI	BB	SO	SB
1981	MON (NLDS vPHI)	.333	5	12	0	4	0	0	0	0	2	2	1
	MON (NLCS vLAD)	.000	2	1	0	0	0	0	0	0	0	1	0

FRANCONA'S PLAYING RECORD

YEAR	CLUB	AVG	G	AB	R	H	2B	3B	HR	RBI	BB	SO	SB	
1980	Memphis	.333	60	210	20	63	13	2	1	23	10	20	1	
1981	Memphis	.348	41	161	20	56	8	1	0	18	7	18	0	
	Denver	.352	93	355	53	125	17	9	1	58	16	22	7	
	Montreal	.274	34	95	11	26	0	1	1	8	5	6	1	
1982	Montreal	.321	46	131	14	42	3	0	0	9	8	11	2	
1983	Montreal	.257	120	230	21	59	11	1	3	22	6	20	0	
1984	Montreal	.346	58	214	18	74	19	2	1	18	5	12	0	
1985	Montreal	.267	107	281	19	75	15	1	2	31	12	12	5	
1986	Iowa	.250	17	60	7	15	3	2	0	8	4	5	1	
	Chicago (NL)	.250	86	124	13	31	3	0	2	8	6	8	0	
1987	Cincinnati	.227	102	207	16	47	5	0	3	12	10	12	2	
1988	CLEVELAND	.311	62	212	24	66	8	0	1	12	5	18	0	
	Colorado Springs	.356	68	235	29	76	15	5	0	32	13	18	0	
1989	Milwaukee	.232	90	233	26	54	10	1	3	23	8	20	2	
1990	Milwaukee	.000	3	4	1	0	0	0	0	0	0	0	0	
	Louisville (AAA)	.263	86	284	29	75	9	3	6	30	12	23	1	
MAJOR LGE. TOTALS			.274	708	1731	163	474	74	6	16	143	65	119	12

THE LARRY DOBY YOUTH FUND


The Indians were champions on and off the field in 2016 with the establishment of The Larry Doby Youth Fund, a season-long, behind-the-scenes initiative led by **TERRY FRANCONA** that culminated in the creation of the fund and a donation of \$1,000,000 to provide assistance to the underserved youth of the City of Cleveland.


“As many are aware, Hall of Fame Cleveland Indian Larry Doby was the first African-American to play in the American League. He endured many unfair hardships and challenges, and handled everything with the professionalism and grace that defined him. It is in Mr. Doby’s spirit we have created The Larry Doby Youth Fund,” said Francona.

“We enjoyed a special 2016 season here in Cleveland because of the incredible group of individuals in our clubhouse. They committed to the city in which they live and work and have generously donated to The Larry Doby Youth Fund,” said Francona. “We are very fortunate to be a part of Major League Baseball and we accept the social responsibility that comes with that—to use our resources to directly make an impact on the underserved youth of our community, to make our community better.”

Every player on the Cleveland Indians roster, the coaching staff, all members of the support staff and many front offices staffers donated to the fund in addition to a large commitment from Indians Owner Paul Dolan and Minority Owner John Sherman that brought the total to one million dollars. The fund’s creation was hatched, cultivated and initially funded by Francona in the early part of the 2016 season, and with the generous support and donations from veterans and core members of the team, the size and sustainability of the fund really took shape. Among those on the roster with the most sizeable donations included Jason Kipnis, Corey Kluber, and Carlos Santana and others who have since departed (Yan Gomes, Cody Allen, Michael Brantley, Andrew Miller, Josh Tomlin, Bryan Shaw, Coco Crisp, Mike Napoli, Rajai Davis).

The Larry Doby Youth Fund will be administered by the Cleveland Foundation, and work with youth-focused community organizations to provide educational assistance and resources to help curb youth violence that is all too prevalent.





SANDY ALOMAR

15

Age: 52, born June 18, 1966 in Salinas, PR

Resides: Dallas, TX

Position: First Base/Catching Coach

Bats: R

Throws: R

Height: 6-5

Weight: 215

MANAGERIAL/COACHING CAREER

Entering his 10th season on the Indians coaching staff...Named First Base Coach on November 17, 2009, was 1B coach in 2010-11, Bench Coach in 2012-13 before moving back to first base in 2014...Also instructs and mentors Indians catchers...Served as Interim Manager for the final six games of the 2012 season (3-3), becoming the 41st skipper in Indians history after replacing Manny Acta on Sept 27, 2012...Spent two (2) seasons as the New York Mets Major League catching instructor in 2008-09 after concluding his 20th Major League season in 2007.

PLAYING CAREER

Sandy spent 11 seasons catching with the Cleveland Indians from 1990-2000 where he was a six-time All-Star selection and in the summer of 2009 he became the 33rd player to be inducted into the Cleveland Indians Hall of Fame...During his tenure with the Indians, Alomar hit .277 (944/3409) with 194 doubles, 92 home runs and 453 RBI in 985 games and was the Tribe's field leader behind the plate on clubs that won five American League Central Division titles and two American League Pennants from 1995-99...One of the most popular players in club history, Alomar's best season came during the Tribe's run to the 1997 World Series when he hit .324 (146/451) with 37 2B, 21 HR and 83 RBI in 125 games, earning All-Star Game MVP honors and finishing 14th in the A.L. MVP voting...His 950 games caught are the third-highest total in the 109-year history of the Indians organization...Sandy concluded his 20-year Major League playing career with the New York Mets in 2007 and finished with a career average of .273 (1236/4530) with 249 2B, 112 HR & 588 RBI in 1377 games...He was the 1990 American League Rookie of the Year and the **Rawlings** Gold Glove Award recipient that same season...Originally signed by the Padres and was traded to the Indians after the 1989 season along with Carlos Baerga for OF Joe Carter...Appeared in 49 post-season games with the Indians...Drove in a then single-season record 19 runs in the 1997 playoffs.

ALL-TIME GAMES CAUGHT, INDIANS HISTORY		
Jim Hegan	(1941-57)	1491
Steve O'Neill	(1911-23)	1335
Sandy Alomar, Jr.	(1990-2000)	950

PERSONAL/MISCELLANEOUS

Full name **SANTOS VELAZQUEZ ALOMAR**...Wife, Margred...Has four daughters: Marissa (10/25/92), Leanna (4/18/88), Brianna (12/2/00), Isabela (4/22/04) and one son, Marcus (2/14/90)...Father, Sandy Sr., played for six teams over a 15-year big league career from 1964-78...His brother, Roberto, played 17 seasons from 1988-2004 and was a 12-time All-Star...He was a two-time World Series champion with Toronto, hit .300 for his career with 210 homers, 1,134 RBI and 474 stolen bases and was elected into the National Baseball Hall of Fame in January 2011...The three Alomar's have a combined total of 5,128 hits...Attended Luis Munoz High School in Salinas, PR... Sandy was inducted into the Puerto Rico Sports Hall of Fame in October of 2015...Is an avid cyclist... He also has been very active with the Cleveland Clinic's VeloSano event, designing the Indians team jersey and participated in the 2016-17 rides for the cure...Received the "Lifetime Achievement Award" during 19th Greater Cleveland Sports Awards on Feb. 6, 2019.

ALL-STAR GAME RECORD

YEAR	CLUB	AVG	G	AB	R	H	2B	3B	HR	RBI	BB	SO	SB
1990	CLEVELAND	.667	1	3	1	2	0	0	0	0	0	0	0
1991	CLEVELAND	.000	1	2	0	0	0	0	0	0	0	0	0
1992	CLEVELAND	.333	1	3	0	1	0	0	0	0	0	0	0
1996	CLEVELAND	.000	1	2	0	0	0	0	0	0	0	0	0
1997	CLEVELAND	1.000	1	1	1	1	0	0	1	2	0	0	0
1998	CLEVELAND	1.000	1	1	0	1	0	0	0	1	0	0	0
TOTALS		.417	6	12	2	5	0	0	1	3	0	0	0


ALOMAR (continued)

MAJOR LEAGUE PLAYING RECORD

YEAR	CLUB	AVG	G	AB	R	H	2B	3B	HR	RBI	BB	SO	SB
1988	San Diego	.000	1	1	0	0	0	0	0	0	0	1	0
1989	San Diego	.211	7	19	1	4	1	0	1	6	3	3	0
1990	CLEVELAND	.290	132	445	60	129	26	2	9	66	25	46	4
1991	CLEVELAND	.217	51	184	10	40	9	0	0	7	8	24	0
1992	CLEVELAND	.251	89	299	22	75	16	0	2	26	13	32	3
1993	CLEVELAND	.270	64	215	24	58	7	1	6	32	11	28	3
1994	CLEVELAND	.288	80	292	44	84	15	1	14	43	25	31	8
1995	CLEVELAND	.300	66	203	32	61	6	0	10	35	7	26	3
1996	CLEVELAND	.263	127	418	53	110	23	0	11	50	19	42	1
1997	CLEVELAND	.324	125	451	63	146	37	0	21	83	19	48	0
1998	CLEVELAND	.235	117	409	45	96	26	2	6	44	18	45	0
1999	CLEVELAND	.307	37	137	19	42	13	0	6	25	4	23	0
2000	CLEVELAND	.289	97	356	44	103	16	2	7	42	16	41	2
2001	Chicago (AL)	.245	70	220	17	54	8	1	4	21	12	17	1
2002	Chicago (AL)	.287	51	167	21	48	10	1	7	25	5	14	0
	Colorado	.267	38	116	8	31	4	0	0	12	4	19	0
2003	Chicago (AL)	.268	75	194	22	52	12	0	5	26	4	17	0
2004	Chicago (AL)	.240	50	146	15	35	4	0	2	14	11	13	0
2005	Texas	.273	46	128	11	35	7	0	0	14	5	12	0
2006	Los Angeles (NL)	.323	27	62	3	20	5	0	0	9	0	7	0
	Chicago (AL)	.217	19	46	5	10	3	0	1	8	3	7	0
2007	New York (NL)	.136	8	22	1	3	1	0	0	0	0	3	0
AMERICAN LEAGUE		.273	1296	4310	507	1178	238	10	111	561	205	466	25
NATIONAL LEAGUE		.264	81	220	13	58	11	0	1	27	7	33	0
M.L. TOTALS		.273	1377	4530	520	1236	249	10	112	588	212	499	25

POSTSEASON RECORD

YEAR	CLUB	AVG	G	AB	R	H	2B	3B	HR	RBI	BB	SO	SB
1995	CLE (ALDS vBOS)	.182	3	11	1	2	1	0	0	1	0	1	0
	CLE (ALCS vSEA)	.267	5	15	0	4	1	1	0	1	1	1	0
	CLE (WS vATL)	.200	5	15	0	3	2	0	0	1	0	2	0
1996	CLE (ALDS vBAL)	.125	4	16	0	2	0	0	0	3	0	2	0
1997	CLE (ALDS vNYY)	.316	5	19	4	6	1	0	2	5	0	2	0
	CLE (ALCS vBAL)	.125	6	24	3	3	0	0	1	4	1	3	0
	CLE (WS vFLA)	.367	7	30	5	11	1	0	2	10	2	3	0
1998	CLE (ALDS vBOS)	.231	4	13	2	3	3	0	0	2	1	4	0
	CLE (ALCS vNYY)	.063	5	16	1	1	0	0	0	0	0	2	0
1999	CLE (ALDS vBOS)	.143	5	14	1	2	0	0	0	1	2	6	0
TOTALS		.214	49	173	17	37	9	1	5	28	7	26	0



SCOTT ATCHISON 48

Age: 43, born March 29, 1976 in Denton, TX

Resides: Keller, TX

Position: Bullpen Coach

Bats: R

Throws: R

Height: 6-2

Weight: 200

CAREER HIGHLIGHTS

Beginning his second season as Major League Bullpen Coach, replacing Jason Bere (2016-17)...Spent two seasons as a Major League Advance Coach & Staff Assistant with the Indians in 2016-17 following his retirement from a 17-year playing career...In that role, "Atch" assisted the club's advance scouting process, provided analysis of upcoming opponents and disseminated advance content to coaches and players while working closely with the club's pitching coaches and coaching staff.

PLAYING CAREER


The Woodlands, Texas native appeared in 298 games over his nine-year Major League pitching career, going 17-11 with a 3.63 ERA for Seattle, San Francisco, Boston, New York-NL and Cleveland. He spent his final two seasons working out of the Indians bullpen, combining to make 93 relief appearances from 2014-15...Scott was selected by Seattle in the 49th round of the 1998 June draft and made his Major League debut for the Mariners on July 31, 2004.

PERSONAL/MISCELLANEOUS

Full name **SCOTT BARHAM ATCHISON**...Married, wife's name is Sarah...Daughter, Callie...Atchison graduated from McCullough High School (Woodlands, TX) before graduating from Texas Christian University (TCU) in 1999... Earned four letters for the Horned Frogs, while being named All-Southwest Conference twice and All-Western Athletic Conference once.

MAJOR LEAGUE PITCHING RECORD

YEAR	CLUB	W	L	ERA	G	GS	CG	SHO	SV	IP	H	R	ER	BB	SO
2004	Seattle	2	3	3.52	25	0	0	0	0	30.2	29	12	12	14	36
2005	Seattle	0	0	6.75	6	0	0	0	0	6.2	7	5	5	1	9
2007	San Francisco	0	0	4.11	22	0	0	0	0	30.2	32	14	14	10	25
2008	Hanshin (Japan)	7	6	3.70	42	12	0	0	0	104.2	104	50	43	26	85
2009	Hanshin (Japan)	5	3	1.70	75	0	0	0	0	90.0	60	20	17	20	81
2010	Boston	2	3	4.50	43	1	0	0	0	60.0	58	37	30	19	41
2011	Boston	1	0	3.26	17	0	0	0	1	30.1	31	11	11	6	17
2012	Boston	2	1	1.58	42	0	0	0	0	51.1	42	10	9	9	36
2013	New York-NL	3	3	4.37	50	0	0	0	0	45.1	45	27	22	12	28
2014	CLEVELAND	6	0	2.75	70	0	0	0	2	72.0	60	24	22	14	49
2015	CLEVELAND	1	1	6.86	23	0	0	0	0	19.2	23	15	15	4	12
MINOR LGE. TOTALS		50	48	3.73	316	97	3	1	21	861.0	877	417	357	219	762
MAJOR LGE. TOTALS		17	11	3.63	298	1	0	0	3	346.2	327	155	140	89	253



BRAD MILLS

2

Age: 62, born January 19, 1957 in Exeter, CA

Resides: Granbury, TX

Position: Bench Coach

Bats: L

Throws: R

Height: 6-0

Weight: 210

MANAGERIAL/COACHING CAREER

Entering his sixth season as Indians Bench Coach and his seventh season in the Indians organization after spending the 2013 season as the Tribe's Third Base and Outfield Coach (continues to instruct the Tribe outfielders)... This marks his 41st season in professional baseball and 21st season as a Major League coach or manager...In 2013 rejoined Terry Francona on the bench for the first time since the 2009 season...Went to college, roomed and played professionally in Montreal with Francona in addition to coaching with him for 11 seasons...Was Tito's First Base Coach in Philadelphia from 1997-2000 and Bench Coach in Boston from 2004-09 before spending three years guiding the Houston Astros from 2010-2012...During his first season in Houston (2010), the Astros finished 59-52 over their final 111 games and finished 1.0 game out of 3rd place in the N.L. Central...After the season, Brad placed 6th in the **BBWAA** N.L. Manager of the Year voting...**RED SOX:** During his tenure with Boston and Francona, the Red Sox went to the postseason in five of six seasons and won two World Series titles...Mills was a part of 45 postseason games in that span...Upon retiring as a player in 1986, Mills immediately became a manager in the Cubs farm system, making his debut in 1987 at 30 years of age for Rookie level Wytchville in the Appalachian League...After six seasons with the Cubs, Mills joined the Rockies organization, managing their Triple-A Colorado Springs club from 1993-96...In 1995, Mills received the Rockies Player Development Man of the Year Award after guiding his SkySox to the Pacific Coast League Championship...Mills earned his first Major League coaching position in 1997 as First Base Coach for the Philadelphia Phillies, reuniting him with Francona... Served as an advance scout for the Cubs in 2001 before returning to the role of Minor League manager for the Dodgers' Triple-A Las Vegas club in 2002, leading them to an 85-59 (.590) record and a first-place finish in the PCL's South Division...Mills returned to the Majors in 2003 as a Bench Coach for the Montreal Expos and manager Frank Robinson before joining the Red Sox in 2004.

PLAYING CAREER

Mills' professional playing career began in 1979 as a 17th-round draft pick of the Expos out of the University of Arizona...Made his Major League debut for the Expos the next season on June 8, 1980 and went on to play parts of four seasons in the Major Leagues for the Expos from 1980-83, compiling a .256 career average in 106 big league games...Holds the distinction of being Nolan Ryan's historic 3,509th career strikeout victim on April 27, 1983, which lifted Ryan past Walter Johnson as baseball's all-time strikeout leader...Went on to play three seasons in the Minor Leagues, including a two-year stint in the Astros system at Triple-A Tucson in 1984-85.

PERSONAL/MISCELLANEOUS

Full name **JAMES BRADLEY MILLS**... Wife, Ronda...Three children: Taylor Candice, Rochelle Cathleen and Beau Bradley and nine grandchildren...Son, Beau, was a first-round draft pick (13th overall) of the Cleveland Indians in 2007 and currently operates, raises and co-owns a group of bucking bulls with his father...In November of 2010, Mills had his #7 baseball jersey retired by Exeter Union (CA) High School, where he graduated from in 1975... College teammate of Terry Francona at the University of Arizona, playing for the Wildcats from 1976-79 (advanced to the College World Series in 1979).

MILLS' MANAGERIAL CAREER


YEAR	CLUB	LEAGUE	CLASS	W-L	PCT	POS.	NOTES
1987	Wytheville	Appalachian	Rookie	32-38	.457	4th	Managerial debut at 30 w/CHC
1988	Charleston	South Atlantic	A	51-86	.372	5th	
1989	Peoria	Midwest	A	80-59	.576	2nd	
1990	Winston-Salem	Carolina	A	86-54	.614	2nd	
1991	Winston-Salem	Carolina	A	83-57	.593	2nd	
1992	Iowa	American Assoc.	AAA	51-92	.357	4th	AAA Cubs
1993	Colorado Springs	Pacific Coast	AAA	66-75	.468	3rd	AAA Rockies org
1994	Colorado Springs	Pacific Coast	AAA	70-69	.504	3rd	
1995	Colorado Springs	Pacific Coast	AAA	77-66	.538	2nd	PCL Champs
1996	Colorado Springs	Pacific Coast	AAA	58-93	.411	5th	
2002	Las Vegas	Pacific Coast	AAA	85-59	.590	1st	Dodgers; South Div champs
2010	Houston	National League	MLB	76-86	.469	4th	6th place NL MGR of Year
2011	Houston	National League	MLB	56-106	.346	6th	
2012	Houston	National League	MLB	39-82	.322	6th	Last game August 18
MINOR TOTALS				739-748	.497		
MAJOR TOTALS				171-274	.384		
CAREER TOTALS				910-1022	.471		

PLAYING RECORD

YEAR	CLUB	AVG	G	AB	R	H	2B	3B	HR	RBI	BB	SO	SB
1979	West Palm Beach	.271	78	258	43	70	12	1	5	30	58	20	8
1980	Memphis	.295	55	190	32	56	18	2	6	44	28	18	1
	Denver	.289	52	201	43	58	10	3	2	27	27	16	0
1981	Montreal	.300	21	60	1	18	1	0	0	8	5	6	0
	Denver	.314	118	427	65	134	34	1	12	66	38	34	2
1982	Montreal	.238	17	21	3	5	1	0	0	1	20	1	0
	Wichita	.471	4	17	3	8	0	0	0	6	1	3	0
1983	Montreal	.224	54	67	6	15	3	0	1	2	5	11	0
	Wichita	.317	81	271	47	86	21	0	8	46	32	20	3
1984	Montreal	.250	14	20	1	5	0	0	0	1	2	3	0
	Indianapolis	.315	66	197	34	62	9	1	3	34	35	10	0
1985	Tucson	.220	51	164	14	36	7	0	0	13	25	13	0
	Tucson	.237	104	308	18	73	10	2	1	35	44	30	0
1986	Iowa	.302	18	53	6	16	6	0	0	7	10	4	0
M.L. TOTALS		.256	106	168	11	43	5	0	1	12	14	21	0

DIVISION SERIES RECORD

YEAR	CLUB	AVG	G	AB	R	H	2B	3B	HR	RBI	BB	SO	SB
1981	Montreal	--	1	-	-	-	-	-	-	-	1	-	-



VICTOR RODRÍGUEZ 60

Age: 57, born July 14, 1961 in New York, NY

Resides: Ft. Myers, FL

Position: Assistant Hitting Coach

Bats: R

Throws: R

Height: 5-11

Weight: 200

MANAGERIAL/COACHING CAREER

Is in his second season on Terry Francona's coaching staff after being name to the position on November 8, 2017... During his first season in current role, he helped guide Indians hitters to the third-highest run total in the league and second-highest batting average...2019 marks his 43rd season in professional baseball as a player, instructor or coach...Spent five seasons in the same position with the Boston Red Sox from 2013-2017...Red Sox led the A.L. in combined runs over that span...The 2017 season was his 23rd and final season with the Red Sox organization... Served as Assistant Hitting Coach for the 2014 A.L. All-Stars and that season was named "Man of the Year" by the BoSox Club...The award is given annually to a deserving team member recognizing not only their contribution to the success of the team on the field, but also for their cooperation and efforts in community endeavors...From 2007-12, served as the Red Sox' Minor League Hitting Coordinator, a position he also held in 2002...For three seasons (2004-06) was the club's Latin Field Coordinator...Was a Minor League hitting instructor in 2003...Was a hitting coach in the Red Sox system for six years, 1996-2001.

PLAYING CAREER

Signed by Baltimore in 1977 at the age of 15...Played for parts of 19 pro seasons in the Orioles (1977-84), Padres (1985), Cardinals (1986-87), Twins (1988-91), Phillies (1992-93), Marlins (1994), and Red Sox (1995) organizations... An infielder, appeared in 17 Major League games over stints with Baltimore (1984) and Minnesota (1989) and hit .429 (12-for-28)...In 1,759 minor league games, batted .295 (1,905-for-6,468) with 102 HR and 774 RBI...Received the Clyde Kluttz Orioles Organization Player of the Year Award in 1981.

PERSONAL/MISCELLANEOUS


Full named **VICTOR MANUEL RODRIGUEZ**...Wife, Elba...The couple has two sons, Victor Jr., a scouting supervisor for the Tampa Bay Rays, and Miguel, who was selected by the Red Sox in the 36th round of the 2012 June Draft as a catcher...Has one grandson, Manny...Attended Naguabo High School in Puerto Rico.

PLAYING RECORD

YEAR	CLUB	AVG	G	AB	R	H	2B	3B	HR	RBI	BB	SO	SB
1977	Bluefield	.293	53	188	28	55	10	4	3	23	7	30	2
1978	Bluefield	.321	59	209	26	67	4	2	2	28	8	23	0
1979	Miami	.307	67	228	23	70	10	2	1	31	18	19	2
1980	Three Teams (+)	.301	102	379	45	114	14	4	4	40	34	39	7
1981	Charlotte	.306	138	553	68	169	22	1	9	65	37	51	5
1982	Two teams (%)	.262	134	465	43	122	23	2	3	36	25	45	3
1983	Charlotte	.298	140	571	80	170	26	1	14	77	26	44	2
1984	Baltimore	.412	11	17	4	7	3	0	0	2	0	2	0
	Rochester	.274	132	478	54	131	22	6	6	46	32	53	0
1985	Las Vegas	.312	127	462	56	144	31	3	11	58	20	41	0
1986	Louisville	.272	56	191	13	52	9	0	1	18	10	22	0
1987	Louisville	.294	116	422	44	124	33	2	3	54	15	42	0
1988	Portland	.288	139	562	67	162	27	8	9	69	34	48	2
1989	Minnesota	.455	6	11	2	5	2	0	0	0	0	1	0
	Portland	.314	120	465	63	146	34	3	10	50	35	45	2
1990	Portland	.282	12	39	4	11	1	0	1	2	2	5	0
1991	Portland	.304	83	270	36	82	17	0	6	32	20	22	0
1992	Scranton/WB	.277	48	155	14	43	8	2	1	27	3	20	0
1993	Scranton/WB	.305	118	442	59	135	24	3	12	64	17	40	2
1994	Edmonton	.278	84	273	28	76	13	0	6	46	11	23	1
1995	Pawtucket	.276	31	116	10	32	5	0	0	8	2	13	1
MINOR TOTALS		.295	1759	6468	761	1905	333	43	102	774	356	625	29
MLB TOTALS		.429	17	28	6	12	5	0	0	2	0	3	0

(+) AA Charlotte, A Miami, A Alexandria

(%) AAA Rochester, AA Charlotte



MIKE SARBAUGH 16

Age: 51, born April 25, 1967 in Lancaster, PA

Resides: Shillington, PA

Position: Infield & Third Base Coach

Bats: R

Throws: R

Height: 6-0

Weight: 190

MANAGERIAL/COACHING CAREER

Mike has been a member of the Indians organization since 1990 as a Minor League player, coach and manager and is beginning his seventh season on the Major League staff (sixth as Third Base Coach; 30th season in Indians organization since 1990)...He is entering his 31st season in professional baseball, having guided the Triple-A Columbus Clippers over three seasons from 2010-12, leading the Clippers to the International League and Triple-A championships in back-to-back seasons of 2010-11...During his nine seasons (2004-12) piloting Cleveland Minor League affiliates, Mike's teams compiled winning records in each campaign, captured five league titles and qualified for the postseason seven times on his way to a career Minor League managerial mark of 697-511 (.577)...Named the International League Manager of the Year in 2011, the **Baseball America** Manager of the Year in 2010 and was a coach for the 2010 **SiriusXM** All-Star Futures Game...In 2009, led the Aeros to an 89-53 (.627) record, the Southern Division title and the Eastern League Championship...Was named the Eastern League Manager of the Year in 2009...Managed Southern Division team in the Eastern League All-Star Game in both 2008 and 2009...Named the Carolina League Manager of the Year in 2007 after leading Kinston to both the first and second half Carolina League Southern Division titles, one year removed from the 2006 Carolina League title with Kinston...Led Mahoning Valley to the New York-Penn League Championship in 2004...Was a coach at Class-A Kinston in 1995, 1998-99 and was a coach at AA Akron from 2000-03.

PLAYING CAREER

Signed as a non-drafted free agent by the Milwaukee Brewers in 1989 out of Lamar University...Played six seasons of professional baseball, the last five as a member of the Indians organization...Posted a career average of .265 and did not allow a run in five innings as a pitcher at the Minor League level.

PERSONAL/MISCELLANEOUS

Full name **JAMES MICHAEL SARBAUGH**...Wife, Nicole...Has a daughter, Marin, and two sons - Michael and Matthew...Holds a degree in Kinesiology from Lamar University...Had an appearance in Major League 2.

SARBAUGH'S MANAGERIAL CAREER

YEAR	CLUB	LEAGUE	CLASS	W-L	PCT	POS.	NOTES
2004	Mahoning Vy.	NY-Penn	Short A	42-34	.553	2nd	NYPL Champs
2005	Lake County	South Atlantic	A	72-66	.522	3rd/4th	
2006	Kinston	Carolina	Adv A	85-54	.612	1st/2nd	CL Champs
2007	Kinston	Carolina	Adv A	87-52	.626	1st/1st	Lost in Semi-Finals; CL Manager of the Year
2008	Akron	Eastern	AA	80-62	.563	2nd	Division Champs, Lost in Finals
2009	Akron	Eastern	AA	89-53	.627	1st	Division Champs, EL Champs
2010	Columbus	International	AAA	79-65	.549	2nd	IL Champs; AAA Champs
2011	Columbus	International	AAA	88-56	.611	1st	IL Champs; AAA Champs
2012	Columbus	International	AAA	75-69	.521	2nd	
MINOR TOTALS				697-511	.577		

SARBAUGH'S PLAYING RECORD

YEAR	CLUB	AVG	G	AB	R	H	2B	3B	HR	RBI	BB	SO	SB
1989	Helena	.333	24	84	17	28	8	0	2	9	7	16	0
	AZL Brewers	.357	4	14	3	5	0	0	0	3	3	2	0
	Beloit	.146	16	48	4	7	3	0	0	4	1	15	0
1990	Reno	.291	121	454	78	132	22	7	6	67	46	76	14
	Kinston	.357	2	8	2	3	0	0	1	3	2	1	0
1991	Kinston	.248	76	262	39	65	12	1	7	33	33	48	3
	Canton-Akron	.067	5	15	1	1	0	0	0	1	1	4	1
1992	Canton-Akron	.233	38	120	19	28	5	0	2	18	8	21	1
1993	Canton-Akron	.249	85	277	29	69	13	5	6	31	20	44	3
1994	Canton-Akron	.272	80	265	35	72	9	2	7	38	24	45	0
	Charlotte	.200	4	5	0	1	0	0	0	0	0	0	0
MINOR TOTALS		.265	455	1552	227	411	72	15	31	207	145	272	22

2019 MAJOR LEAGUE COACHING STAFF

MEMBER	POSITION	PRO EXP (278 YRS)
Terry Francona	Manager	39
Sandy Alomar	First Base Coach	35
Scott Atchison	Bullpen Coach	20
Brad Mills	Bench Coach	40
Victor Rodriguez	Asst. Hitting Coach	43
Mike Sarbaugh	Third Base Coach	30
Ty Van Burkleo	Hitting Coach	37
Carl Willis	Pitching Coach	34

STAFF ASSISTANTS



ARMANDO CAMACARO, who turns 40 on April 6, begins his 10th season on the Indians coaching staff. His duties include catching starting and relief pitchers and throwing batting practice along with assisting Indians positional coaches with functions relative to their positional responsibility.

"Cama" spent his entire 11-year professional career in the Indians organization, hitting .224 (299/1333) in 418 career games from 1999-09. He was signed out of the Tribe's Venezuelan Academy and spent two seasons in the VSL (1999-2000).


The Caracas-native now resides in Westlake, Ohio with his wife, Heidi, and their sons, Gabriel and Samuel.



RICKY PACIONE, who turns 30 on April 25, begins his sixth season on the Indians coaching staff. His duties include catching starting and relief pitchers and throwing batting practice along with assisting Indians positional coaches with functions relative to their positional responsibility.

Ricky played professionally for two seasons in the Los Angeles Angels system after being selected in the 48th round of the 2011 draft out of Marist College (Poughkeepsie, NY). Following the conclusion of his playing career in the spring of 2013, he coached the Newburgh American Legion team that summer.

He is single and was born and resides in Newburgh, NY. He was a first-team all-MAAC selection at Marist in 2011 and helped the Red Foxes to a 2009 NCAA regional. He was an Academic All-American in 2011, the first in Marist baseball history.



TY VAN BURKLEO 29

Age: 56, born October 7, 1962 in Oakland, CA

Resides: Grass Valley, CA

Position: Hitting Coach

Bats: L

Throws: L

Height: 6-5

Weight: 230

MANAGERIAL/COACHING CAREER

Begins his seventh season as the Hitting Coach of the Cleveland Indians, his 38th season in professional baseball, his 12th coaching at the Major League level...In his first season as Indians Hitting Coach in 2013, Cleveland's offense ranked fourth in runs (745) and walks (562) in the American League...In 2016, the Indians finished second in the A.L. in runs, increasing their runs scored total from 669 to 777... Cleveland has scored exactly 818 runs in each of the last two campaigns (2017-18), good for third-most in the circuit over that span...Club has finished in the top-four in runs scored in four of his six seasons... Was interim Major League Hitting Coach of the Houston Astros in 2012 from August 19th-the end of the season...Prior to his interim stint in August, he served as the Hitting Coordinator in the Houston Player Development System in 2011-12...Was Bench Coach for the Seattle Mariners and Don Wakamatsu in 2009-2010 and was the Hitting Coach of the Oakland A's in 2007-08...Began his coaching career at Class A Lake Elsinore as a player/coach in the 1996 in the Angels system before coaching in Arizona's Player Development System for four seasons from 1997-2000...Was the Minor League Roving Hitting Instructor for the Anaheim Angels from 2001-2006 prior to joining the A's.

PLAYING CAREER


Signed as a non-drafted free agent by the Milwaukee Brewers in 1981...Enjoyed a 15-year professional playing career, appearing in 14 Major League games in 1993 (California) and 1994 (Colorado) before transitioning to coaching in 1996...Played in Japan for four seasons from 1988-1991, leading the 1988 Seibu club to the Japan League title and earning Player of the Year honors (.268, 38HR, 90RBI)...Made MLB debut on July 28, 1993...Lone Major League HR came on August 16, 1993 off Detroit's Bill Gullickson.

PERSONAL/MISCELLANEOUS

Full named TYLER LEE VAN BURKLEO...Wife, Christine...Has five children: Britney, Cameron, Sierra, Devin and Walker...Graduated from Chatsworth (CA) High School in 1980 and attended Los Angeles Valley College for one year in 1981 prior to signing with Milwaukee.

PLAYING RECORD

YEAR	CLUB	AVG	G	AB	R	H	2B	3B	HR	RBI	BB	SO	SB
1982	Beloit	.240	129	412	61	99	21	1	22	65	77	135	5
1983	Stockton	.205	111	347	42	71	23	3	7	37	40	117	8
1984	Stockton	.163	47	129	14	21	5	0	1	12	22	48	2
	Peoria	.315	26	73	13	23	7	1	1	10	15	27	4
1985	Redwood	.276	118	366	53	101	20	5	10	52	52	99	8
1986	Palm Springs	.268	135	485	94	130	28	3	22	108	97	128	11
1987	Midland	.328	48	183	38	60	12	4	12	33	23	58	3
	Seibu (Japan)	.279	34	122	19	34	-	-	6	20	-	-	-
1988	Seibu (Japan)	.268	118	366	67	98	10	2	38	93	-	-	-
1989	Seibu (Japan)	.210	36	119	14	25	-	-	6	11	-	-	-
1990	Seibu (Japan)	.196	41	112	22	22	-	-	9	22	-	-	-
1991	Hiroshima (Japan)	.203	29	59	2	12	-	-	2	5	-	-	-
1992	Edmonton	.273	135	458	83	125	28	7	19	88	75	100	20
1993	Vancouver	.274	105	361	47	99	19	2	6	56	51	89	7
	California	.152	12	33	2	5	3	0	1	1	6	9	1
1994	Colorado Springs	.271	128	428	90	116	28	3	21	86	82	111	4
	Colorado	.000	2	5	0	0	0	0	0	0	0	1	0
1995	Colorado Springs	.286	76	231	43	66	14	2	14	57	29	57	2
1996	Lake Elsinore	.312	61	202	44	63	14	3	14	50	58	42	4
MINOR TOTALS		.265	1119	3675	622	974	219	34	149	654	621	1011	78
MLB TOTALS		.132	14	38	2	5	3	0	1	1	6	10	1



CARL WILLIS

51

Age: 58, born December 28, 1960 in Danville, VA

Resides: Durham, NC

Position: Pitching Coach

Bats: R

Throws: R

Height: 6-4

Weight: 220

MANAGERIAL/COACHING CAREER

In his second season on Terry Francona's staff after Oct. 26, 2017 hiring...Overall this is his ninth season as Indians Pitching Coach and 16th at the Major League level...Indians posted fourth-lowest ERA in the league in 2018 as 3.39 ERA by the starters was second-lowest...Was Pitching Coach of the Boston Red Sox from May 2015-2017...The 2017 Sox staff finished second to Cleveland in 2017 in the A.L. in ERA (4th-lowest in MLB)...Began 2015 as pitching coach for the Indians' Triple-A Columbus Clippers and was a Special Assistant to Baseball Operations for Cleveland in 2014...Served four seasons (under Eric Wedge) as Pitching Coach of the Seattle Mariners from August 2010-2013...During his first tenure with the Indians, he guided the club to the A.L. ERA title in 2005 (3.61) and tutored A.L. Cy Young Winners CC Sabathia (2007) and Cliff Lee (2008)...Four pitchers have won Cy Young Awards with Willis as Pitching Coach: Sabathia, Lee, Felix Hernandez (2010) and Rick Porcello (2016)...Began 2010 as Mariners Minor League Pitching Coordinator...On 8/9/2010 joined Seattle's MLB staff, where he remained as pitching coach through 2013...Began coaching career with 13 seasons in the Indians organization from 1997-2009...Worked his way up from Short-A Watertown (1997) and Rookie-level Burlington (1998) to Single-A Columbus (1999), Double-A Akron (2000) and then Triple-A Buffalo (2001-02).

PLAYING CAREER

Right-hander enjoyed a nine-year MLB playing career...Pitched on two teams that went on to win the World Series (1984 Tigers and 1991 Twins)...Went 22-16 with 13 saves and a 4.25 ERA (184 ER/390.0 IP) in 267 Major League games (2 starts) between the Tigers (1984), Reds (1984-86), White Sox (1988), and Twins (1991-95)...From 1991-93, went 18-6 with a 2.78 ERA (70 ER/226.1 IP) in 152 appearances, all in relief...Posted career bests in wins (8-3) and ERA (2.63) over 40 games with the 1991 Twins...Helped MIN to that year's World Series title with a 2.92 ERA (4 ER/12.1 IP) over seven relief appearances in the postseason...Selected by Detroit in the 23rd round of the 1983 June Draft out of the University of North Carolina-Wilmington.

PERSONAL/MISCELLANEOUS

Full name **CARL BLAKE WILLIS**...Married, Rachel...Has a daughter, Ally, and two sons, Daniel and Bryson...Has two grandsons, Luke and Lawson...Is a 1979 graduate of Piedmont Academy in Providence, NC where he played baseball and basketball...Earned a bachelor's degree in Park and Recreation Management at the University of North Carolina-Wilmington...Played four years of baseball for the Seahawks and was inducted into the school's Athletic Hall of Fame in 1998.

POSTSEASON RECORD

YEAR	CLUB	W	L	ERA	G	GS	CG	SHO	SV	IP	H	R	ER	BB	SO
1991	MIN (ALCS vTOR)	0	0	0.00	3	0	0	0	0	5.1	2	0	0	0	3
	MIN (WS vATL)	0	0	5.14	4	0	0	0	0	7.0	6	4	4	2	2
POST SEASON TOTALS		0	0	2.92	7	0	0	0	0	12.1	8	4	4	2	5

MAJOR LEAGUE PITCHING RECORD

YEAR	CLUB	W	L	ERA	G	GS	CG	SHO	SV	IP	H	R	ER	BB	SO
1984	Detroit	0	2	7.31	10	2	0	0	0	16.0	25	13	13	5	4
	Cincinnati	0	1	3.72	7	0	0	0	1	9.2	8	4	4	2	3
1985	Cincinnati	1	0	9.22	11	0	0	0	1	13.2	21	8	14	5	6
1986	Cincinnati	1	3	4.47	29	0	0	0	0	52.1	54	29	26	32	24
1988	Chicago (AL)	0	0	8.25	6	0	0	0	0	12.0	17	12	11	7	6
1991	Minnesota	8	3	2.63	40	0	0	0	2	89.0	76	31	26	19	53
1992	Minnesota	7	3	2.72	59	0	0	0	1	79.1	73	25	24	11	45
1993	Minnesota	3	0	3.10	53	0	0	0	5	58.0	56	23	20	17	44
1994	Minnesota	2	4	5.92	49	0	0	0	3	59.1	89	48	39	12	37
1995	Minnesota	0	0	94.50	3	0	0	0	0	0.2	5	7	7	5	0
MINOR LGE. TOTALS		39	33	4.17	312	21	0	0	51	612.1	690	329	284	208	299
MAJOR LGE. TOTALS		22	16	4.25	267	2	0	0	13	390.0	424	210	184	115	222



BRIAN SWEENEY 85

Age: 44, born June 13, 1974 in Yonkers, NY

Resides: Clifton Park, NY

Position: Major League Coach

Bats: R

Throws: R

Height: 6-2

Weight: 200

MANAGERIAL/COACHING CAREER

Beginning his second season as Major League Coach...Joined the Indians organization after three seasons in the Philadelphia Phillies Player Development system, spending the 2016 and 2017 seasons as the Pitching Coach for the Class-A Lakewood BlueClaws...Spent 2015 as a coach for the Gulf Coast League Phillies (Rookie), his first year as a coach at the professional level.

PLAYING CAREER

Was originally signed by the Seattle Mariners in 1996 out of the independent Heartland League and spent eight years in their minor league system before making his Major League debut in 2003...Pitched in 73 Major League games and went 4-2 with two saves and a 3.38 ERA between the Mariners (2003 & 2010) and San Diego Padres (2004 & 2006)...Spent three years in Japan pitching for the Nippon Ham Fighters, 2007-09...Overall pitched professionally for 18 seasons from 1996-2013...Played for Team Italy in the 2013 WBC (4 games, 2.70 ERA, 1ER, 3.1IP) and was the Pitching Coach for the Italian squad in the 2017 tournament.

PERSONAL/MISCELLANEOUS

Full name **BRIAN EDWARD SWEENEY**...Wife, Connie, owns a dance studio in Clifton Park...Daughter, Ava, attends New Paltz University and Mia, 15, is a competitive dancer...Has a BS in biology from Mercy College, where he attended from 1993-96, earning East Coast Conference Scholar Athlete of the Year as a junior...Graduated from Archbishop Stepinac High School in White Plains, NY in 1992...Is a volunteer fireman in the offseason in Clifton Park, NY.

PITCHING RECORD

YEAR	CLUB	W	L	ERA	G	GS	CG	SHO	SV	IP	H	R	ER	BB	SO
1996	Lafayette (Ind)	6	0	2.20	9	5	3	0	0	49.0	32	13	12	13	52
1997	Lancaster	6	3	3.80	40	0	0	0	1	85.1	83	39	36	21	73
1998	Lancaster	6	0	3.63	17	4	0	0	0	52.0	41	26	21	21	48
1999	3 Teams (+)	4	8	5.07	33	19	0	0	1	136.2	165	89	77	36	107
2000	2 Teams (%)	4	4	3.69	21	8	0	0	1	53.2	58	24	22	20	28
2001	San Antonio	7	4	3.80	37	9	0	0	1	104.1	117	47	44	23	96
2002	Tacoma	9	5	3.80	30	23	1	1	2	142.0	157	67	60	28	113
2003	Seattle	0	0	1.93	5	0	0	0	0	9.1	7	2	2	1	7
	Tacoma	11	10	4.28	29	21	0	0	0	141.0	165	80	67	32	115
2004	San Diego	1	0	5.65	7	2	0	0	0	14.1	20	9	9	2	10
	Portland	11	4	3.83	24	23	0	0	0	138.2	130	65	59	42	110
2005	2 Teams (#)	7	9	4.01	30	26	0	0	0	161.2	191	81	72	36	111
2006	San Diego	2	0	3.20	37	0	0	0	2	56.1	53	22	20	16	23
	Portland	2	1	4.70	7	5	0	0	0	30.2	33	17	16	7	22
2007	Nippon (Japan)	6	8	3.70	21	17	0	0	0	109.1	109	47	45	36	56
2008	Nippon (Japan)	12	5	3.48	28	25	1	1	0	163.0	139	65	63	72	90
2009	Nippon (Japan)	5	8	5.32	21	21	1	0	0	118.1	144	73	70	52	58
2010	Seattle	1	2	3.16	24	0	0	0	0	37.0	33	16	13	6	14
	Tacoma	2	1	2.51	15	0	0	0	1	28.2	20	11	8	8	32
2011	Buffalo	5	5	4.34	32	8	0	0	1	85.0	92	46	41	22	67
	Somerset (Ind)	1	0	2.57	1	1	0	0	0	7.0	4	2	2	0	8
2012	Tacoma	6	4	4.63	27	10	0	0	1	95.1	91	53	49	24	55
2013	Tacoma	8	3	3.96	36	10	0	0	0	97.2	104	46	43	21	77


MINOR LGE. TOTALS 88 61 4.09 378 166 1 1 9 1352.2 1447 691 615 341 1054

JAPAN TOTALS 23 21 4.10 70 63 2 1 0 390.2 392 185 178 160 204

MAJOR LGE. TOTALS 4 2 3.38 73 2 0 0 2 117.0 113 49 44 25 54

(+) AAA Tacoma, AA New Haven, A Lancaster (%) AAA Tacoma, AA New Haven (#) AAA Portland/SD, AAA Durham/TB

BEHIND THE SCENES



MIKE BARNETT begins his fourth season with the Cleveland Indians as Major League Replay Coordinator and Staff Assistant. Mike serves as the main communication liaison between the dugout and clubhouse replay system during games, assisting Terry Francona and Brad Mills on potential replay challenges and will assist Indians hitting coaches with advanced reports on opposing pitchers. During his first three seasons in the position, the Indians have been successful on 61 of 121 replay challenges (50.4%).

Barnett, 59, was the Minor League Hitting Coordinator of the Toronto Blue Jays from 2013-15 prior to joining Cleveland in January 2016. He was the Blue Jays' Major League Hitting Coach (2002-05) and was also Hitting Coach for the Kansas City Royals (2006-08) and Houston Astros (2011-12) with Brad Mills. He served as hitting coach at all levels of the White Sox system from 1990-97, where he worked with Terry Francona, before moving to the Diamondbacks, where he was Hitting Coach at the AAA level from 1998-2001. During the 1994 season he was the Hitting Coach in AA Birmingham for Francona, working with Michael Jordan.

He resides in Knoxville, TN and has two children. A graduate of Ohio University with a degree in Sports Administration, Barnett also worked in the Yankees organization as bullpen coach/catcher for the Columbus Clippers (1979-81) and Assistant Administrator of Baseball Operations from 1982-87. He also coached at the University of Tennessee (1988-89). Born in Columbus, he played catcher at Ohio University before his playing career was cut short due to a shoulder injury.



CECI CLARK begins her sixth season as **Performance Coach**, joining the club in 2014.

In her role, the Berkeley, CA native assists players and staff at the Major League and Triple-A levels in the continued development and integration of programs and services that enhance performance and mental and emotional development. She works closely with organizational coaches, coordinators, strength and conditioning personnel, athletic trainers and front office staff to integrate mental skills into assessment and training plans for players, teams and programs.

She previously worked in the United States Army for six years from 2008-14, working for the Special Warfare Center and School, primarily with Special Forces Soldiers, and was the "Head of Performance" for the Special Operations Cognitive Enhancement Program (SOCEP). She is a member of the Association for Applied Sport Psychology (AASP).

She is a 2005 graduate of Bates College (ME) and received a Master's of Science in Applied Sport Science from the University of Bangor (Wales, UK) in 2008.

ATHLETIC TRAINING



LONNIE SOLOFF was recently promoted to **Vice President, Medical Services** prior to the 2019 season as he enters his 16th season with the Cleveland Indians. In 2014 he took on an expanded role as Senior Director, Medical Services.

Lonnie's position focuses on research and development pertaining to physical development, performance enhancement, sports science and injury prevention while assisting club executives in short-term and long-term injury risk assessments relative to strategic amateur and professional player personnel decisions. Lonnie continues to supervise the organization's Athletic Trainers, Strength & Conditioning Coaches and Team Physicians; overseeing injury treatment, rehabilitation systems and physical development at both the Major League and Minor League levels.

Soloff, the club's Head Athletic Trainer for ten seasons from 2004-13, joined the club after spending five years as Assistant Athletic Trainer and physical therapist for the Cincinnati Reds. Lonnie and his staff are widely respected around the professional sports industry and following the 2016 and 2017 campaigns, the Indians Athletic Training and Medical staffs were recognized as MLB's best by a membership of their peers, **PBATS** and **Baseball Prospectus**, a leading baseball research and content organization. Soloff was honored to be a member of Team USA's sports medicine staff during the 2017 World Baseball Classic and Athletic Training Staff at the 2012 All-Star Game in Kansas City.

While attending St. Louis University, Lonnie received a bachelor's degree in Exercise Science, a master's degree in Physical Therapy and attained his certification in athletic training. More recently, Lonnie completed post-graduate coursework towards a Doctorate in Physical Therapy from Northeastern University in Boston. Lonnie has taken an active role in teaching orthopedics and baseball sports medicine, which has enabled him to lecture nationally and participate in research studies. The 44-year old is a member of the NATA and APTA and began his career in baseball with the St. Louis Cardinals in 1996 as part of the PBATS internship program.

Lonnie, a native of New Orleans, resides in Avon Lake, OH with his wife and three children.

ATHLETIC TRAINING, CONT.



JAMES QUINLAN begins his sixth season as the Head Athletic Trainer with the Cleveland Indians after spending 2012 and 2013 in the same position with the Tribe's Triple-A affiliate, the Columbus Clippers.

The Havertown, PA native joined the organization prior to the 2007 season as the Athletic Trainer of the Mahoning Valley Scrappers and beginning in 2008 began a four-year term as the club's Rehabilitation Coordinator based out of the Goodyear (AZ) Player Development Complex. James then transitioned to Athletic Trainer in Columbus starting in 2012.

James, 38, graduated from Temple University in 2003 and received his Doctorate in Physical Therapy from Widener University (PA) in 2007. Quinlan, who began his career in baseball as a bat boy and clubhouse attendant with the Philadelphia Phillies, also served as an Athletic Training intern with the Phillies in 2003. He is a member of the American Physical Therapy Association (APTA) & National Athletic Trainers Association (NATA).

He and his wife, Erin, reside in Avon Lake, OH with their two children.



JEFF DESJARDINS, 45, is entering his 10th season as an Assistant Athletic Trainer on the Major League staff and his 19th season in the Indians organization.

Desjardins spent nine seasons as a Minor League Athletic Trainer in the Cleveland Indians Player Development System from 2001-09. He spent three seasons (2007-2009) serving a dual role as the Indians Athletic Training Coordinator and Athletic Trainer at the club's Triple-A affiliates in Buffalo, NY and Columbus, OH. In 2005 and 2006, he was the Athletic Trainer for the Indians AA Akron affiliate. In 2006, he was named the Eastern League Athletic Trainer of the Year and was selected to represent the Indians in the Arizona Fall League. He held the same position in Kinston, NC in 2004 and in Lake County, OH in 2003. Desjardins originally joined the Indians organization in 2001 as the Athletic Trainer in Burlington, NC and served in that role for two seasons. In 2016, Jeff shared honors with the entire Cleveland Indians Medical staff as they were named the "Major League Athletic Training Staff of the Year" by the Professional Baseball Athletic Trainers Society.

A graduate of Plymouth State College in Plymouth, NH, Desjardins is a certified Athletic Trainer and a certified Strength and Conditioning specialist. He is also an American Red Cross First Aid and CPR Instructor.

The Gorham, Maine native currently resides in Cleveland with his family.



CHAD WOLFE enters his first season as the club's Assistant Athletic Trainer and is entering his 16th overall season as an Athletic Trainer in the organization. After spending a single season at rookie-level Mahoning Valley in 2004, Chad incrementally increased his time at each level by one year, beginning with Lake County in 2005 (2005-06) and concluding with five campaigns in Triple-A Columbus (2014-18). He spent three seasons in A Kinston, 2007-09, and four in AA Akron, 2010-13. Additionally, he spent two seasons as the Head Athletic Trainer for Aguilas Cibaenas (2012-13) in the Dominican Winter League, was named Carolina League Athletic Trainer of the Year in 2008 and the following year represented the organization in the Arizona Fall League.

The Graham, NC native earned his graduate and undergraduate degrees from East Carolina University, earning a master's degree in Health Education in 2003. Chad graduated from Southern Alamance High School in Graham, NC in 1997. Chad and his wife, Sarah, reside in Macedonia with their two children.



JIM MEHALIK enters his 25th season with the Cleveland Indians, serving in 2019 as a **Physical Therapy Consultant**. Along with Lonnie Soloff, James Quinlan and the Athletic Training Staff, Jim coordinates the rehabilitation and physical therapy programs for the organization's injured players.

After graduating from Ohio State in 1988 with a degree in Allied Health Sciences, Jim was a Staff Therapist at Lorain Community Hospital and later was the Director of Rehabilitation at Lutheran Hospital from 1993-2010. In 2010 he assumed his current role as a Clinical Rehabilitation Manager at the Cleveland Clinic. Jim went on to earn his Doctorate of Physical Therapy degree from the University of Montana in 2012.

Mehalik, 52, resides in Brunswick Hills, OH with his wife, Lisa, and their three children, Haley, Jacob and Hannah.

ATHLETIC TRAINING, CONT.



BETH MIGNANO begins her fourth season as the club's Massage Therapist.

As a licensed massage therapist and certified Physician Assistant with two decades of experience with elite athletes, Beth brings a unique lens and skill set to the Indians Sports Medicine staff. She has worked extensively with the USA Track and Field team and has supported over a dozen international events, including the 2012 and 2016 Summer Olympic Games. She is also an active member of USA Swimming's sports medicine staff, having supported 2011 Pan Am Games, National Championship meets and Pro-Series events. Prior to joining the Indians, her experience in professional sports includes private and organizational work with WWE, NHL, NFL, MMA and ATP athletes.

She earned a bachelor of Exercise Science degree from the University of South Florida and a master of Clinical Medical Science and Physician Assistant degree from Barry University. Beth makes her offseason home in Boca Raton, FL. She enjoys training and competing in 13.1, 26.2, and 70.3 races.


STRENGTH AND CONDITIONING



JOE KESSLER is in his 10th season as the **Major League Strength and Conditioning Coach** after being named to the position on January 8, 2010. Joe was named MLB Strength Coach of the Year by his MLB peers at the 2018 Winter Meetings.

Kessler, 37, originally joined the Indians organization in March of 2009. He spent the 2009 season as an Assistant Strength and Conditioning Coach in Goodyear, Arizona, where he worked with players based out of the Goodyear Complex and assisted those who were rehabilitating from previous injuries. Kessler's previous experience includes two years as the Director of Athletic Development for OAK Athletic Development in Bourbonnais, IL and spent two seasons as a Strength and Conditioning Assistant with the Indianapolis Colts from 2005-07 after interning with the Chicago Bears in 2004.

Joe is a 2004 graduate of Illinois State University where he majored in Kinesiology with a concentration in Exercise Science. He resides in Westlake with his family. He is a big fan of University of Michigan football.



NELSON PEREZ begins his 13th season with the Indians organization and ninth as **Assistant Major League Strength Coach**.

Nelson is based out of Cleveland where he assists Joe Kessler in all phases of the club's Strength and Conditioning operation. In the off season he visits Latin American-based players regularly and also assists the 40-man Latin-born players with their off season workout plans. His tenure with the club began in 2007 as the Strength Coach at Class-A Lake County, working in Kinston and for the Arizona Rookie League club in subsequent seasons before assuming his current role in 2010.

Nelson is a native of Aguada, Puerto Rico and currently resides in North Ridgeville, Ohio with his wife, Nilmaris, and their three children, Nelson, Tian and Nelina.

He is a 2004 graduate of the University of Puerto Rico-Ponce, where he majored in Athletic Training. Nelson interned with the Tribe's Athletic Training staff in the spring of 2006. He was the Strength Coach for the 2017 WBC runner-up Puerto Rican team.

CLEVELAND INDIANS COACHES, 1920-2018

Adair, Rick, 1992-93	Hargrove, Mike, 1990-91	Pole, Dick, 2000-01
Aker, Jack, 1986-87	Harrah, Toby, 1996	Quatraro, Matt, 2014-17
Alomar, Jr., Sandy, 2010-19	Hartenstein, Chuck, 1979	Queen, Mel, 1982
Appling, Luke, 1961	Hartley, Grover, 1928-30	Radinsky, Scott, 2010-12
Atchison, Scott, 2018-19	Hemus, Solly, 1965	Regan, Phil, 1994, 1999
Baker, Del, 1943-44	Hernandez, Chuck, 2009	Rice, Del, 1967
Bassler, Johnny, 1938-40	Hofman, Bobby, 1971-72	Riggleman, Jim, 2000
Belcher, Tim, 2010-11	Isaac, Luis, 1988-91, 1994-2008	Rivera, Luis, 2006-09
Bell, Buddy, 1994-1995, 2003-05	Jones, Clarence, 1999-2001	Roberts, Dave, 1987
Bere, Jason, 2015-2017	Katt, Ray, 1962	Rodriguez, Victor, 2018-19
Bolek, Ken, 1992-93	Keller, Dave, 2001-03	Roth, Frank, 1923-25
Bonds, Bobby, 1984-87	Koenig, Fred, 1986	Ruel, Harold, 1948-50
Brown, Mike, 2002	Kress, Ralph, 1953-60	Sanford, Jack, 1968-69
Bryant, Clay, 1967,1974	Lemon, Bob, 1960	Sarbaugh, Mike, 2013-19
Budzinski, Mark, 2018	Lipon, John, 1968-71	Schang, Wally, 1936-38
Bumbry, Al, 1998, 2002	Little, Grady, 2000-01	Sewell, Luke, 1939-41
Callaway, Mickey, 2013-17	Lobe, Bill, 1952-56	Shanks, Howie, 1928-32
Cash, Kevin, 2013-14	Lutz, Joe, 1972-73	Shelton, Derek, 2005-09
Chiti, Dom,1990-93	MacKenzie, Gordie, 1991-92	Shotton, Burt, 1942-45
Clark, Ron, 1992-93	Manuel, Charlie, 1988-89, 1994-99	Simmons, Al, 1950-51
Colavito, Rocky, 1973, 1976-78	Mathews, Harry, 1926-27	Skinner, Joel, 2001-09
Comer, Steve, 1987	McCallister, Jack, 1920-26	Smith, Steve, 2010-12
Cuccinello, Tony, 1952-56	McCraw, Tom, 1975, 1980-82	Sommers, Dennis, 1980-85
Datz, Jeff, 2002-09	McGaha, Mel, 1961	Spahn, Warren, 1972-73
Dauer, Rich, 1990-91	McKechnie, William, 1948-49	Spencer, Tom, 1988-89
Davenport, Jim, 1989	McMahon, Don, 1983-85	Stanky, Eddie, 1957-58
Deal, Ellis, 1970-71	Melillo, Oscar, 1939-50	Strickland, George, 1963-69
Doby, Larry, 1974	Miller, Dave, 2012	Susce, George, 1941-49
Duncan, Dave, 1979-81	Mills, Brad, 2013-19	Thompson, Robby, 2002, 2005
Easter, Luke, 1969	Mills, Buster, 1946	Tolman, Tim, 2010-11
Edwards, Doc, 1985-87	Moeller, Joe, 1978	Torborg, Jeff, 1975-77
Estrada, Chuck, 1983	Morales, Jose, 1990-93	Uhlaender, Ted, 2000-01
Evers, Walter, 1970	Mullin, Pat, 1967	Uhle, George, 1936-37
Falk, Bibb, 1933	Murray, Eddie, 2002-05	Valo, Elmer, 1963-64
Farrell, Kerby, 1970-71	Napoleon, Ed, 1983-85	Van Burkleo, Ty, 2013-18
Felix, Ruben, 2004-06	Nelson, Dave, 1992-97	Wiedenbauer, Tom, 2012
Fields, Bruce, 2011-12	Newman, Jeff, 1992-99	White, Joyner, 1959-60
Fitzgerald, Ed, 1960	Niebla, Ruben, 2012	Whitehill, Earl, 1941
Flowers, Jake, 1951-52	Nossek, Joe, 1977-81	Wiley, Mark, 1988-91, 1995-98
Garcia, Dave, 1975-76, 1979	Nunnally, Jon 2010-11	Wilks, Ted, 1960
Gharrity, Patsy, 1933-35	O'Neil, Mickey, 1930	Williams, Billy, 1990-91
Goryl, John, 1982-88, 1997-98	O'Neill, Steve, 1949	Willis, Carl, 2003-09, 2018-19
Graham, Brian, 1999	Otero, Reggie, 1966	Wolgamot, Earl, 1931-33
Haddix, Harvey, 1975-78	Pacheco, Tony, 1974	Wynn, Early, 1964-66
Harder, Mel, 1948-63	Parker, Salty, 1962	Zwilling, Dutch, 1941

HISTORY OF TRIBE ATHLETIC TRAINERS

From 1921-2003, the Indians employed just four Athletic Trainers starting with Fred Weisman (1921-49). Wally Bock (1950-70) followed Weisman. Jim Warfield (1971-96) followed Bock and Paul Spicuzza was head athletic trainer from 1996-2003.

2019 ROSTER FORMATION

INDIANS SELECTED IN THE FIRST-YEAR PLAYER DRAFT (12)

Player	Draft Year	Round	School	Scout
Allen, Greg	June 2014	6th	San Diego State University	Ryan Thompson
Anderson, Cody	June 2011	14th	Feather River (CA) College	Don Lyle
Bieber, Shane	June 2016	4th	UC Santa Barbara	Carlos Muniz
Bradley, Bobby	June 2014	3rd	Harrison Central HS (Gulfport, MS)	Mike Bradford
Haase, Eric	June 2011	7th	Divine Child HS (Dearborn, MI)	Junie Melendez
Hentges, Sam	June 2014	4th	Mounds View HS (MN)	Les Pajari
Kipnis, Jason	June 2009	2nd	Arizona State University (Tempe)	Byron Ewing
Lindor, Francisco	June 2011	1st (8th)	Montverde (FL) Academy	Mike Soper
Naquin, Tyler	June 2012	1st (15th)	Texas A & M	Kyle Van Hook
Pérez, Roberto	June 2008	33rd	Lake City Community College	Mike Soper
Plutko, Adam	June 2013	11th	UCLA	Carlos Muniz
Zimmer, Bradley	June 2014	1st (21st)	University of San Francisco	Don Lyle

**Supplemental 1st Round*

INDIANS ACQUIRED BY TRADE (18)

Player	From	Date	With	For
Bauer, Trevor #	Arizona	December 11, 2012	RHP Bryan Shaw	LHP Tony Sipp
			RHP Matt Albers	INF Didi Gregorius (from CIN)
			OF Drew Stubbs (from CIN)	INF Jason Donald (to CIN)
				OF Shin-Soo Choo (to CIN)
				INF Lars Anderson
Bauers, Jake #	Tampa Bay	December 13, 2018	cash (to Seattle)	INF Yandy Díaz RHP Cole Sulser
Carrasco, Carlos	Philadelphia	July 29, 2009	INF Jason Donald	OF Ben Francisco
			RHP Jason Knapp	LHP Cliff Lee
			C Lou Marson	
Cimber, Adam	San Diego	July 19, 2018	LHP Brad Hand	C Francisco Mejia
Clevinger, Mike	Los Angeles-AL	August 7, 2014		RHP Vinnie Pestano
Goody, Nick	New York-AL	December 20, 2016		cash/player to be named
Hand, Brad	San Diego	July 19, 2018	RHP Adam Cimber	C Francisco Mejia
Hu, Chih-Wei	Tampa Bay	November 19, 2018		INF Gionti Turner
Kluber, Corey #	San Diego	July 31, 2010		RHP Jake Westbrook (to StL)
Luplow, Jordan	Pittsburgh	November 14, 2018	INF Max Moroff	INF Erik González
				RHP Dante Mendoza
				RHP Tahnaj Thomas
Martin, Leonys	Detroit	July 31, 2018	RHP Kyle Dowdy	INF Willi Castro
Mercado, Oscar	St. Louis	July 31 2018		OF Conner Capel
				OF Jhon Torres
Moroff, Max	Pittsburgh	November 14, 2018	OF Jordan Luplow	INF Erik González
				RHP Dante Mendoza
				RHP Tahnaj Thomas
Otero, Dan	Philadelphia	December 18, 2015		cash
Plawecki, Kevin	New York-NL	Jan. 6, 2019		RHP Walker Lockett
				INF Sam Haggerty
Rodriguez, Jefry	Washington	Nov. 30, 2018	OF Daniel Johnson	C Yan Gomes
				INF Andruw Monasterio*
Santana, Carlos #	Seattle	December 13, 2018	cash	DH/1B Edwin Encarnacion
Stamets, Eric	Los Angeles-AL	July 28, 2015		OF David Murphy

** As Player To Be Named Later*

3-way trade

AS FREE AGENT (3)

Player	Date
Edwards, Jon*	March 22, 2018
Ramirez, Neil*	Nov. 30, 2017
Pérez, Oliver	Jan. 25, 2019

**Minor League FA*

AS NON-DRAFTED FREE AGENT (4)

Player	Date
Chang, Yu	June 3, 2013
Mejia, Jean Carlos	Nov. 29, 2013
Ramírez, José	Nov. 26, 2009
Salazar, Danny	July 3, 2006

ON WAIVER CLAIM (3)

Player	Date
Cole, A.J.	Jan. 11, 2019 (NYY)
Olson, Tyler	July 9, 2016 (KC)
Taylor, Ben	Feb. 25, 2018 (BOS)

**Major League Phase Rule V Draft*


2019 CLEVELAND INDIANS



2018 Indians All-Star RHP Trevor Bauer

40-Man Roster and Spring Invitees.....	72-196
Cleveland Indians Birthdays	113
Formation of the 2019 Cleveland Indians.....	70
Phonetic Pronunciations for 2019 Indians.....	94

Footnotes refer to player statistics that follow: () League Leader, (#) Tied for league lead*



GREG ALLEN 1

Age: 26, born March 15, 1993 in San Diego, CA

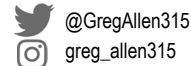
Resides: Chula Vista, CA **Position:** Outfielder

Bats: S **Throws:** R **Height:** 6-0 **Weight:** 185

ML Service: 0 + 148

Contract Status (options remaining): Signed thru 2019 (2)

Acquired: Selected by Cleveland in the 6th round (188th overall pick) of the 2014 First-Year Player Draft.



YEAR	CLUB	AVG	G	AB	R	H	2B	3B	HR	RBI	SH	SF	HB	BB	SO	SB	CS	SLG	OBP	OPS	E
2014	Mahoning Valley	.244	57	225	46	55	8	2	0	19	1	2	15	27	26	*30	5	.298	.361	.658	1
2015	Lake County	.273	123	479	*83	131	27	2	7	45	10	2	20	53	57	43	16	.382	.368	.750	4
	Lynchburg	.154	3	13	2	2	1	0	0	0	0	0	1	2	3	3	0	.231	.313	.543	0
2016	Lynchburg	.298	92	346	*93	103	16	4	4	31	7	2	19	58	51	38	7	.402	*.424	.825	2
	Akron	.290	37	145	26	42	7	3	3	13	1	1	8	19	27	7	6	.441	.399	.840	0
2017	Akron	.264	71	258	37	68	16	1	2	24	4	6	13	22	55	21	2	.357	.344	.701	2
	AZL Indians	.333	5	15	3	5	0	0	0	2	0	1	1	0	1	3	0	.333	.353	.686	0
	CLEVELAND	.229	25	35	7	8	1	0	1	6	0	1	1	2	8	1	0	.343	.282	.625	0
2018	Columbus	.298	47	171	31	51	13	0	2	14	5	1	9	19	44	12	6	.409	.395	.804	2
	CLEVELAND	.257	91	265	36	68	11	3	2	20	4	1	7	14	58	21	4	.343	.310	.654	1
Minor Lge. Totals		.277	435	1652	321	457	88	12	18	148	28	15	86	200	264	157	42	.377	.381	.758	11
CLEVELAND TOTALS		.253	116	300	43	76	12	3	3	26	4	2	8	16	66	22	4	.343	.307	.650	1
American League		.253	116	300	43	76	12	3	3	26	4	2	8	16	66	22	4	.343	.307	.650	1
National League		--	--	--	--	--	--	--	--	--	--	--	--	--	--	--	--	--	--	--	--
M.L. TOTALS		.253	116	300	43	76	12	3	3	26	4	2	8	16	66	22	4	.343	.307	.650	1

CAREER TRANSACTION

2014 Selected by the Cleveland Indians in the 6th round (188th overall) of the June draft. Signed, 6/12.

FIELDING BY POSITION

PCT	G	PO	2018				PCT	G	PO	CAREER				
			A	E	TC	DP				A	E	TC	DP	
.995	87	184	2	1	187	1	Outfield	.995	112	210	2	1	213	1

POSTSEASON RECORD

YEAR	CLUB	AVG	G	AB	R	H	2B	3B	HR	RBI	SH	SF	HBP	BB	SO	SB	CS	E
2017	CLE (ALDS vNYY)	---	2	0	0	0	0	0	0	0	0	0	0	0	0	0	0	0
2018	CLE (ALDS vHOU)	.000	1	1	0	0	0	0	0	0	0	0	0	0	0	0	0	0
TOTALS		.000	3	1	0	0	0	0	0	0	0	0	0	0	0	0	0	0

2018 SEASON HIGHLIGHTS

- ◆ Split the season between AAA Columbus and Cleveland, spending five stints at the Major League level (April 17-18; May 6-June 17; July 3-18; July 30-31; August 9-remainder)...His fifth and final stint was his most productive of the campaign, compiling a career-high 14-game hitting streak that spanned from July 15-August 21 (longest by a rookie in MLB in 2018), over which he batted .400 (20-50)...Over his final stint with Cleveland from Aug. 9-on, he batted .297 (35-118) over the final 43 games of the season...His 21 steals were the most by an Indians rookie since Kenny Lofton's 66 in 1992...Finished tied for 10th in the American League in steals (most by an A.L. rookie) and T11th in sac hits (4).
- ◆ Overall with Cleveland, he made 65 starts in center field (78 games), 4 starts in right (16 games) and made 3 appearances in left on the season...He hit his second career home run on May 27 vs. Houston, a solo homer, walk-off shot in the 14th inning of a 10-9 win off Brad Peacock that capped a five-run comeback...His second homer of the season was a game-winning, two-run shot at Boston on August 20 that snapped a 3-3, 7th inning deadlock (was his first extra-base hit in 72 at bats).
- ◆ Enjoyed his first career walk-off homer, May 27 vs. Houston off Brad Peacock (2nd career HR) that capped a 10-9, 14.0-inning win...The 14-game hit streak was the longest by a rookie Indians batter since Michael Brantley in August/September 2010...Batted .316 (37-for-117) with runners on base over his last stint...Hit .483 (14-for-29) on the first pitch.

PRO CAREER

- ◆ **2017** Spent most of the season at AA Akron before spending the last month of the regular season in Cleveland after a 9/1 promotion... Missed two months, 5/8-7/13, due to a broken hamate bone in his right hand (surgery) and spent five games rehabbing in the Arizona Rookie League in early July...Entered the season as the ninth-rated prospect in the Indians system according to **MLB.com**...Named an **MiLB.com** organization All-Star (OF)...Made his Major League debut on 9/1 at Detroit (night game) and collected his first hit the following day against the Tigers...Hit his first career home run on 9/7 at Chicago-AL off Jace Fry, a 2-run shot...Appeared in one game in CF and one game as PR in the ALDS.
- ◆ **2016** Hit a combined .295 (145-491) with 23 doubles, 7 triples, 7 home runs, 44 RBI and 119 runs scored between A Lynchburg and AA Akron...Led all Minor League players in runs scored (13 more than the runner-up) and was tied for fifth with a combined 45 steals in 58 attempts...His .416 combined on-base pct. led all Indians farmhands and his .830 OPS was fourth-best in the system...Led the Carolina League in runs (93) and on-base pct and was second in steals despite being promoted to AA Akron on 7/25...Spent the remainder of the season in Akron, helping them to the Eastern League title...After the season played for Mesa in the Arizona Fall League, hitting .269 (21/78) with 3 2B, 3 HR, 8 RBI and 12 runs in 22 games (.829OPS)...Named to the Top Prospects Team selected by Fall League managers and coaches...Rated by **Baseball America** as the best defensive outfielder in the Indians organization.
- ◆ **2015** Led the Indians Player Development System with 46 stolen bases...With Lake County, his 83 runs scored were the most by any player in the Midwest League, third-most in the Indians Player Development System, and his 43 stolen bases ranked second in the minors...Spent the last week of the season in Lynchburg...Named Best Defensive Outfielder in the Indians organization by **Baseball America** entering the 2016 season.
- ◆ **2014** Was named New York-Penn League Midseason All-Star...Led league w/ 30 stolen bases and was third in the NYPL in runs...Considered the Fastest Baserunner and Best Outfield Arm in the Indians system by **Baseball America**.

CTRIBE TIDBITS

Played for Tony Gwynn at San Diego State and grew up in the San Diego area idolizing the Hall of Famer.

Named San Diego State's 2013-14 Male Student-Athlete of the Year and was a member of the 2014 Capital One Academic All-District 8 team.

Also a two-time recipient of the Arthur Ashe Jr. Sports Scholar award.

Cousin, DeWayne Patmon, played collegiate football at Michigan and for the New York Giants of the NFL.

CAREER SNAPSHOT

MILB.COM ORGANIZATION ALL-STAR

2016: Cleveland (AL)

2017: Cleveland (AL)

MILB GOLD GLOVE

2016: Akron (EAS)

POST-SEASON ALL-STAR

2016: Lynchburg (CAR)

MID-SEASON ALL-STAR

2014: Mahoning Valley (NYP)

2016: Lynchburg (CAR)

PERSONAL/MISCELLANEOUS

Full name **GREG LOMACK ALLEN**...Single... Won four varsity letters as a baseball player at Hilltop High School in Chula Vista, CA, graduating in 2011...Named Mesa League Player of the Year as a senior after hitting .470 with eight doubles and three home runs...Member of the **San Diego Union-Tribune** all-academic baseball team his final two seasons...Played three seasons at San Diego State University... As a junior hit .305 w/8 2B, 52 runs in 61 games and led the Mountain West Conference with 25 steals (also stole 25 bags as a sophomore)...2014 Preseason second team All-America honoree by **Baseball America**...Member of the Orleans Firebirds of the Cape Cod League during summer 2013...Majored in business at San Diego State...Favorite player growing up was Tony Gwynn...2018-19 Tribe Fest participant.

ALLEN'S FAVORITES

Favorite Movie: Remember the Titans

Favorite Group/Artist: John Legend

Favorite Athlete Growing Up: Tony Gwynn

Favorite Team Growing Up: Philadelphia Eagles

Person Who Has Most Influenced You: My parents, Kim & Charles Allen

Favorite Thing Away From Baseball: Family

Favorite School Subject: Math/Chemistry

Favorite TV Show: Bones

ALLEN'S CAREER GAME HIGHS

HITS: 3, two times, last July 31, 2018 at Minnesota; **RUNS:** 3, July 31, 2018 at Minnesota; **DOUBLES:** 1, 11 times; **HR:** 1, three times; **RBI:** 2, six times, last August 28, 2018 vs. Minnesota; **BB:** 2, May 22, 2018 at Chicago-NL; **SB:** 2, two times, last September 27, 2018 at Kansas City; **HITTING STREAK:** 14 games, July 15-August 21, 2018; **GRAND SLAMS:** N/A; **WALK-OFF HR:** 1, May 27, 2018 vs. Houston (Peacock).



CODY ANDERSON 56

Age: 28, born September 14, 1990 in Quincy, CA

Resides: Sparks, NV

Position: Pitcher

Bats: R

Throws: R

Height: 6-4

Weight: 240

ML Service: 3 + 017

Contract Status (options remaining): Signed thru 2019 (1)

Acquired: Selected in the 14th round (428th overall) by Cleveland in the 2011 First-Year Player Draft.

YEAR	CLUB	W-L	ERA	G	GS	CG	SHO	SV	IP	H	R	ER	HR	HB	BB	SO	WP	BK	OPPONENTS		
																			AVG	SLG	OBP
2011	Mahoning Valley	0-0	1.80	3	1	0	0	0	5.0	4	1	1	0	0	4	3	0	0	.235	.235	.381
2012	Lake County	4-7	3.20	24	23	0	0	0	98.1	92	40	35	8	1	29	72	5	2	.249	.389	.303
2013	Carolina	9-4	2.34	23	23	0	0	0	123.1	105	34	32	6	5	31	112	7	1	.236	.324	.291
	Akron	0-0	5.68	3	3	0	0	0	12.2	16	8	8	2	0	9	10	1	0	.320	.480	.417
2014	Akron	4-11	5.44	25	25	0	0	0	125.2	141	78	76	17	4	45	81	4	2	.285	.470	.350
2015	Akron	3-2	1.73	10	10	0	0	0	52.0	44	12	10	2	1	9	36	2	0	.233	.302	.270
	Columbus	1-1	2.33	3	3	0	0	0	19.1	17	6	5	0	1	5	18	2	0	.239	.282	.295
	CLEVELAND	7-3	3.05	15	15	1	0	0	91.1	77	32	31	9	1	24	44	0	1	.231	.365	.282
2016	CLEVELAND	2-5	6.68	19	9	0	0	0	60.2	85	45	45	13	1	13	54	5	0	.333	.569	.367
	Columbus	0-2	3.62	13	6	0	0	1	32.1	32	15	13	4	2	10	40	2	1	.248	.380	.312
2017	CLEVELAND	INJURED - DID NOT PITCH																			
2018	AZL2 Indians	0-0	0.00	1	1	0	0	0	1.0	1	0	0	0	0	1	2	0	0	.250	.250	.400
	Mahoning Valley	0-0	0.00	1	1	0	0	0	1.0	0	1	0	0	0	0	2	1	0	.000	.000	.000
	Akron	0-0	0.00	1	1	0	0	0	1.0	0	0	0	0	0	1	0	0	0	.000	.000	.333
Minor Lge. Totals		21-27	3.43	107	97	0	0	1	471.2	452	195	180	39	14	144	376	24	6	.255	.380	.314
CLEVELAND TOTALS		9-8	4.50	34	24	1	0	0	152.0	162	77	76	22	2	37	98	5	1	.275	.453	.318
American League		9-8	4.50	34	24	1	0	0	152.0	162	77	76	22	2	37	98	5	1	.275	.453	.318
National League		--	--	--	--	--	--	--	--	--	--	--	--	--	--	--	--	--	--	--	--
M.L. TOTALS		9-8	4.50	34	24	1	0	0	152.0	162	77	76	22	2	37	98	5	1	.275	.453	.318

CAREER TRANSACTIONS

2010 Selected by the Tampa Bay Rays in the 17th round of the June Draft (did not sign).

2011 Selected by the Cleveland Indians in the 14th round of the June Draft. Signed 8/7.

2015 DL - strained left oblique, 8/8-25.

2017 DL - right elbow surgery, 4/2-remainder of season.

2018 DL - rehab, right elbow surgery, 3/29-remainder of season. Rehab AZL2 Indians, 8/25...Rehab A Mahoning Valley, 8/30...Rehab AA Akron, 9/3.

FIELDING BY POSITION

PCT	2018							PCT	CAREER						
	G	PO	A	E	TC	DP	G		PO	A	E	TC	DP		
-	-	-	-	-	-	-	-	.969	34	12	19	1	32	3	

PITCHERS HITTING

AVG	2018					AVG	CAREER				
	AB	H	HR	RBI	AB		H	HR	RBI		
-	-	-	-	-	-	.000	3	0	-	-	

2018 SEASON HIGHLIGHTS

◆ Spent second straight season in Goodyear, AZ rehabbing from March 2017 reconstructive right elbow surgery...Was shut down from throwing much of the summer with elbow discomfort and after a PRP injection in early June, began a successful return to pitch progression...Began a rehab assignment on Aug. 25, appearing at three levels, including the Eastern League playoffs...Last Major League outing came in relief on Sept. 28, 2016 at Detroit.

PRO CAREER

◆ 2017 Came to camp as a candidate for the Major League roster and immediately experienced right elbow soreness and was shut down for the remainder of camp...Was diagnosed with ligament damage in the elbow and underwent reconstructive surgery in Arlington, Texas on March 27...The surgery to repair and reconstruct the UCL in the elbow was performed by Dr. Keith Meister with an expected return to baseball activity in 12-18 months...Rehabbed the entire season in Goodyear, AZ.

◆ **2016** Split the season between Cleveland and Columbus after winning a spot in the starting rotation coming out of spring training...Picked up lone starter win as the "26th man" in game 2 of a doubleheader at Chicago-AL on 5/23 (7.0IP, 5H, 1R/ER, 0BB, career-high 9 strikeouts)...Was on the Minor League D.L. from 6/13-7/4 with right elbow tightness...Was on the ALDS and ALCS roster, but did not pitch in the Postseason...Had arthroscopic surgery on his right elbow on 11/9 to address recurrent posterior discomfort... Cody was diagnosed with impingement in the back of the elbow joint...Surgery was performed by Texas Rangers team physician Dr. Keith Meister.

◆ **2015** Began the season at AA Akron...Was promoted to AAA Columbus on 6/5 and made three starts for the Clippers, posting a 2.33 ERA (5ER/19.1IP)... Anderson was promoted by the Indians and made his Major League debut on 6/21, tossing 7.2 scoreless IP against Tampa Bay (6H, 1BB, 4SO)... According to *Elias*, Anderson became just the seventh pitcher in Cleveland franchise history to log more than 7.0 scoreless innings in a Major League debut...His 13.2 scoreless innings streak to begin his career was snapped on 6/29...In his first four career starts, Anderson went 2-1 with a 0.89 ERA (3ER/30.1IP) and limited opponents to a .165 clip (17/103), but posted a 10.19 ERA and an 0-2 record over his next four outings and was placed on the 15-day D.L. (L Oblique Strain) on 8/8...Anderson was activated from the D.L. on 8/26 and over his final seven starts of the season, he went 5-0 and boasted a 1.66 ERA (8ER/43.1IP), lowering his ERA to an MLB rookie-low 3.05...Went 5-0 with a 1.38 ERA in six September starts (39.0IP, 29H, 6ER), joining Corey Kluber (Sept. 2014) as the only two Indians pitchers to win A.L. Pitcher of the Month awards over those two seasons...Among qualified A.L. starters for the month, finished first in wins and ERA, and third in innings pitched and became the first Major League rookie to win five games in the month of September since Anibal Sanchez went 5-1 for the Florida Marlins in 2006 (first A.L. rookie to do so since Barry Zito went 5-1 for the Oakland A's in 2000)...Finished his rookie season with six consecutive quality starts...First complete game at Pittsburgh in the latter outing (8.0IP, 6H, 1R/ER, 0BB, 4SO)...Marked the first complete game thrown by an Indians rookie since 10/2/10 at Chicago-AL (Carlos Carrasco)...First complete game of at least 8.0 innings by a Tribe rookie since Sept. 2010 (Tomlin)... Anderson was the first pitcher in the Majors to log 7.2+ innings in each of his first three career starts since Pittsburgh's Tim Wakefield (four straight) in 1992 - first in the A.L. since 1988 when seven different pitchers accomplished the feat...First Indians pitcher dating back to at least 1914 to log 7.0+ innings while allowing one-or-zero runs in each of his first three career starts - first in A.L. and Majors to do so since Oakland's Rich Harden pulled the trick in three straight after making his MLB debut in July of 2003...Underwent an emergency appendectomy on 12/15.

◆ **2014** Spent season in AA Akron... Entered 2014 season ranked as the fifth-best prospect in the entire Indians organization by *Baseball America*... Added to the 40-man roster on 11/20.

◆ **2013** Was named the 2013 Cleveland Indians Minor League Pitcher of the Year after going a combined 9-4 with a 2.65 ERA in 26 starts between Carolina and Akron (40ER/136.0IP)...His 10.29 base runners per 9.0IP was 2nd-lowest in Carolina League...Cody was also named the 2013 winner of the Matt Minker Community Service Award, an award that is presented to a Carolina League player who best serves his club's community during each regular season...Was an *MILB.COM* Organizational All-Star selection.

PERSONAL/MISCELLANEOUS

Full name **CODY ANDREW ANDERSON**...Wife, Jamie...Graduated from Quincy (CA) High School in 2009 and played two years of baseball at Feather River College (Quincy, CA), spending most of his time in the bullpen (2.21ERA, 25 games)...Was signed to attend TCU as a junior before signing with Cleveland...2016 & 2019 Tribe Fest participant...During his tenure in Arizona rehabbing, he now feels like he knows everyone who works or plays in the organization and every restaurant in Arizona...Enjoys hanging out Tom Bartol Horse Ranch in Avondale, AZ.

CAREER SNAPSHOT

PITCHER OF THE MONTH

Sept 2015: Cleveland (AL)

PITCHER OF THE YEAR

2013: Carolina (CAR)

POST-SEASON ALL-STAR

2013: Carolina (CAR)

MILB.COM ORGANIZATION ALL-STAR

2013: Cleveland (AL)

MID-SEASON ALL-STAR

2012: Lake County (MID)

2013: Carolina (CAR)

2015 MLB ERA LEADERS SEPTEMBER (min 25IP)


1. Jake Arrieta (CHI)	0.45
2. Cody Anderson (CLE)	1.38
3. Stephen Strasburg (WSH)	1.48
4. Jose Quintana (CWS)	1.50
5. Marcus Stroman (TOR)	1.67

ANDERSON'S FAVORITES

- Favorite Movie:** Tombstone
- Favorite Group/Artist:** Johnny Cash
- Favorite Athlete Growing Up:** Jerry Rice
- Favorite Team Growing Up:** SF 49'ers
- Biggest Influence:** Grandfather (Danny Leonhardt)
- Favorite Road City:** Pittsburgh
- Favorite Road Stadium:** PNC Park
- Favorite TV Show:** Bonanza

ANDERSON'S CAREER GAME HIGHS

K's (starter): 9, May 23, 2016 at Chicago-AL (G2); **K's (relief):** 4, 2x, last Sept. 5, 2016 vs. Houston; **BB's (starter):** 5, Sept. 18, 2015 vs. Chicago-AL; **BB's (relief):** 2, Sept. 5, 2016 vs. Houston; **LONGEST START:** 8.0IP, two times, last July 4, 2015 at Pittsburgh; **LONGEST RELIEF:** 3.1IP, May 11, 2016 at Houston; **WINNING STREAK:** 5 games, Sept. 6-30, 2015; **LOSING STREAK:** 3 games, April 15-May 11, 2016; **HR:** 3, April 15, 2016 vs. NY Mets; **SHORTEST START:** 2.0IP, Sept. 24, 2016 vs. Chicago-AL (spot); **CG:** July 4, 2015 at Pittsburgh; **CG SHO:** N/A; **CAREER 10+ STRIKEOUT GAMES:** n/a; **LAST WIN:** July 29, 2016 vs. Oakland.



BRANDON BARNES 9

SPRING INVITEE

Age: 32, born May 15, 1986 in Anaheim, CA

Resides: Anaheim, CA

Position: Outfielder

Bats: R Throws: R

Height: 6-2

Weight: 210



@thebarnyard15



brandonbarnes_1

ML Service: 3 + 124

Contract Status (options remaining): Signed thru 2019 (0)

Acquired: December 22, 2018; Signed by Cleveland to a Minor League free agent contract.

YEAR	CLUB	AVG	G	AB	R	H	2B	3B	HR	RBI	SH	SF	HB	BB	SO	SB	CS	SLG	OBP	OPS	E
2005	Greeneville	.200	39	145	21	29	5	2	2	13	0	1	5	10	36	3	2	.303	.273	.577	1
2006	Greeneville	.220	52	173	19	38	11	1	2	14	0	0	2	16	47	5	3	.329	.293	.623	2
2007	Tri-City	.251	63	231	34	58	16	1	10	41	0	3	0	31	71	5	3	.459	.336	.795	1
2008	Lexington	.241	87	311	27	75	19	1	2	19	3	2	2	18	96	7	3	.328	.285	.613	5
2009	Lexington	.264	57	197	23	52	11	3	5	25	2	2	4	10	52	3	6	.426	.310	.736	2
	Lancaster	.293	68	266	51	78	19	3	12	52	3	2	5	15	74	1	2	.523	.340	.863	3
	Corpus Christi	.095	7	21	2	2	0	0	1	1	0	0	0	3	7	0	0	.238	.208	.446	0
2010	Lancaster	.269	126	491	81	132	31	5	27	80	4	1	5	37	122	14	3	.517	.326	.843	8
	Round Rock	.286	6	21	2	6	1	0	1	1	0	0	0	1	6	1	0	.476	.318	.794	1
2011	Corpus Christi	.286	54	203	25	58	13	0	7	27	3	2	2	14	42	6	3	.453	.335	.788	2
	Oklahoma	.197	71	229	34	45	13	5	8	27	1	1	3	29	69	5	1	.402	.294	.696	2
2012	Corpus Christi	.317	44	164	30	52	20	0	7	31	0	2	3	14	42	7	2	.567	.377	.944	4
	Oklahoma	.323	62	235	51	76	19	1	5	38	2	2	1	23	49	14	4	.477	.383	.860	3
	Houston	.204	43	98	8	20	3	0	1	7	1	0	1	5	29	1	1	.265	.250	.515	0
2013	Houston	.240	136	408	46	98	17	1	8	41	6	2	8	21	127	11	11	.346	.289	.635	3
2014	Colorado	.257	132	292	37	75	17	4	8	27	6	0	0	15	100	5	4	.425	.293	.718	2
2015	Colorado	.251	106	255	30	64	13	2	2	17	1	1	3	21	67	4	2	.341	.314	.655	2
	Albuquerque	.205	33	132	19	27	6	0	5	12	0	0	1	10	34	7	3	.364	.266	.629	0
2016	Albuquerque	.282	64	238	30	67	13	2	5	32	1	1	0	15	58	11	5	.416	.323	.739	0
	Colorado	.220	48	100	10	22	6	2	0	8	5	0	1	3	30	1	2	.320	.250	.570	1
2017	New Orleans	.276	109	410	55	113	22	2	11	49	1	4	5	31	114	15	6	.420	.331	.751	7
2018	Columbus	.273	132	498	#75	136	*39	2	14	81	2	5	12	47	152	19	5	.444	.347	.791	7
	CLEVELAND	.263	19	19	2	5	0	0	1	2	0	0	0	2	5	0	0	.421	.333	.754	0
	Minor Lge. Totals	.262	942	3467	504	908	219	26	110	462	20	23	38	277	919	104	46	.435	.321	.757	41
	CLEVELAND TOTALS	.263	19	19	2	5	0	0	1	2	0	0	0	2	5	0	0	.421	.333	.754	0
	American League	.241	155	427	48	103	17	1	9	43	6	2	8	23	132	11	11	.349	.291	.640	3
	National League	.243	329	745	85	181	39	8	11	59	13	1	5	44	226	11	9	.361	.289	.650	5
	M.L. TOTALS	.242	484	1172	133	284	56	9	20	102	19	3	13	67	358	22	20	.357	.290	.646	8

CAREER TRANSACTIONS

- 2005 Selected by the Houston Astros in the 6th round (194th overall) of the June amateur draft. Signed 6/20.
- 2013 Traded by the Houston Astros with Jordan Lyles to the Colorado Rockies for Dexter Fowler and player to be named, 12/3.
- 2016 Released by the Colorado Rockies, 9/9.
- 2016 Signed as a Free Agent with the Miami Marlins, 12/16.
- 2017 Granted Free Agency, 11/6.
- 2017 Signed as a Free Agent with the Cleveland Indians, 11/30.
- 2018 Signed as a Free Agent with the Cleveland Indians, 12/22.

FIELDING BY POSITION

PCT	2018						CAREER							
	G	PO	A	E	TC	DP	PCT	G	PO	A	E	TC	DP	
1.000	19	14	-	-	14	-	Outfield	.989	404	702	22	8	732	9
-	1	-	-	-	-	-	Second Base	-	1	-	-	-	-	-

2018 SEASON HIGHLIGHTS

- ◆ Non-roster spring invitee spent the entire Minor League season with AAA Columbus...Brandon led the International League in doubles (39) and finished tied for first in runs (75), second in RBI (81), third in total bases (221), fourth in steals (19), fifth in hits (136) and eighth in OPS (.791)...Was a Mid-Season and Postseason International League All-Star, appearing at all three outfield positions (55 games CF, 40 LF, 25 RF).
- ◆ Batted .310 (39-for-126) against left-handed pitching with a .951 OPS with Columbus... He also batted .330 (30-for-91) with runners on and two outs...Was promoted to Cleveland on Sept. 4, marking his first appearance in the Majors that night in RF since 7/24/16 with Colorado...Made his first start in CF on Sept. 9 at Toronto, hitting his first home run since 8/26/15 at Atlanta with Colorado.
- ◆ Overall with Cleveland in September appeared in 16 games in right field (one start), two appearances in center field (one start) and two appearances in left field...Also made his first career MLB appearance at second base on Sept. 26 at Chicago-AL after Erik Gonzalez was struck in the head by a pitch and left the game.

CAREER SNAPSHOT

MILB.COM ORGANIZATION ALL-STAR

2010: Houston (NL)
2012: Houston (NL)
2018: Cleveland (AL)

POST-SEASON ALL-STAR

2018: Columbus (INT)

MID-SEASON ALL-STAR

2018: Columbus (INT)

MLBPAA ASTROS HEART AND HUSTLE AWARD

2013: Houston (AL)

PRO CAREER

- ◆ **2017** Spent the season with the Triple-A New Orleans Baby Cakes, hitting .325 (26-80) off LHP with 5 2B, 2 homers and 9 RBI for the season...Was a non-roster invitee to Major League camp with the Marlins.
- ◆ **2016** Shuttled between Triple-A Albuquerque and Colorado after earning spot on Rockies Opening Day roster...Recalled by Rockies on 6/17 appearing in 31 games before being designated for assignment on 7/25.
- ◆ **2014** Made Rockies' Opening Day roster and went on to establish career highs in batting average (.257), triples (4), extra-base hits (29), slugging percentage (.425) and OPS (.718), while tying a career best with 8 HR...First two home runs of season were inside-the-park home runs (6/5 vs. Arizona and 6/14 at San Francisco)...Became only player in Rockies history with multiple inside-the-park home runs in same season...Was first MLB player to have first two home runs of season be inside-the-park home runs since Kansas City's Willie Wilson in 1983 (Wilson also did so in '79, '80 and '82).
- ◆ **2013** Led American League rookies in games played (136) and ranked tied for third in runs (46), fourth in RBI (41), tied for fourth in hits (98) and doubles (17), and tied for fifth in home runs (8)...Named by MLB Players Alumni Association as Houston's recipient of Heart and Hustle Award, which honors active players who demonstrate a passion for the game of baseball and best embody the values, spirit and tradition of the game...Recorded eighth cycle in Astros history 7/19 vs. Seattle...Was first Astros player to hit for cycle since Luke Scott on 7/28/06 and first right-handed hitting Astro to do so since Craig Biggio on 4/8/02 at Colorado (career-high with five hits).
- ◆ **2012** Made Major League debut 8/7 vs. Washington...Notched first MLB hit 8/8 vs. Washington. a single off of LHP Gio Gonzalez...Hit first Major League home run as pinch-hitter on 8/13 at Cubs off of Jeff Samardzija.
- ◆ **2007** Named Single-A Tri-City's team MVP after batting .336 with 10 home runs...Tied for second in New York-Penn League in home runs and led team in home runs and RBI (41).

PERSONAL/MISCELLANEOUS

Full name **BRANDON MICHAEL BARNES**...Wife, Shawn...Two daughters, Kenadie and Tatum...Graduate of Katella High School in Anaheim, CA, the same high school that produced former Indians RHP Jaret Wright & Jerry Spradlin...Considers his grandfather as one of his biggest baseball influences...He and his wife do charitable work to support the Pediatric Cancer Research Foundation (PCRF)...Drafted by Houston in 2005 out of Cypress College (Cypress, CA)... Enjoys painting and artwork when he is not playing baseball and has recently done pieces featuring Nolan Arenado, Aaron Judge and hockey's Ryan Getzlaf.

BARNES' CAREER GAME HIGHS

HITS: 5, July 19, 2013 vs. Seattle (w/HOU); **RUNS:** 5, June 9, 2014 at Texas; **DOUBLES:** 3, three times, last May 5, 2014 vs. Texas (w/COL); **HR:** 1, 20 times; **RBI:** 5, September 3, 2013 vs. Minnesota (w/HOU); **BB:** 3, two times, last June 27, 2015 at San Francisco (w/COL); **SB:** 2, two times, last July 4, 2013 vs. Tampa Bay (w/HOU); **HITTING STREAK:** 7 games, two times, last July 10-21, 2015 (w/COL); **HIT FOR THE CYCLE:** July 19, 2013 vs. Seattle (w/HOU); **GRAND SLAMS:** N/A; **LEAD-OFF HR:** 1, July 8, 2010 at Tampa; **"WALK-OFF" HR:** N/A; **PINCH-HIT HR:** 3, last July 11, 2014 vs. Minnesota (Guerrier) (w/COL).



TREVOR BAUER 47

Age: 28, born January 17, 1991 in North Hollywood, CA

Resides: Houston, TX

Position: Pitcher

Bats: R

Throws: R

Height: 6-1

Weight: 205

ML Service: 4 + 158

Contract Status: Signed thru 2019

Acquired: December 11, 2012; Acquired by Cleveland from Arizona along with RHP Matt Albers and RHP Bryan Shaw in exchange for 1B Lars Anderson, LHP Tony Sipp (from Indians) and INF Didi Gregorius (from Reds)...The 3-team trade also sent OF Shin-Soo Choo, INF Jason Donald and cash from Cleveland to Cincinnati and OF Drew Stubbs from Cincinnati to Cleveland.



@BauerOutage

BauerOutage

OPPONENTS

YEAR	CLUB	W-L	ERA	G	GS	CG	SHO	SV	IP	H	R	ER	HR	HB	BB	SO	WP	BK	AVG	SLG	OBP
2011	Visalia	0-1	3.00	3	3	0	0	0	9.0	7	3	3	1	0	4	17	1	0	.200	.286	.282
	Mobile	1-1	7.56	4	4	0	0	0	16.2	20	14	14	2	2	8	26	5	0	.286	.443	.375
2012	Mobile	7-1	1.68	8	8	0	0	0	48.1	33	12	9	1	2	26	60	8	0	.192	.256	.305
	Reno	5-1	2.85	14	14	1	0	0	82.0	74	28	26	8	0	35	97	12	0	.241	.378	.317
2013	Arizona-NL	1-2	6.06	4	4	0	0	0	16.1	14	13	11	2	1	13	17	2	0	.230	.426	.368
	CLEVELAND	1-2	5.29	4	4	0	0	0	17.0	15	11	10	3	1	16	11	1	0	.238	.444	.395
2014	Columbus	6-7	4.15	22	22	1	0	0	121.1	119	64	56	14	13	73	106	5	1	.266	.431	.380
	CLEVELAND	4-1	2.15	7	7	1	0	0	46.0	36	11	11	5	1	14	44	1	0	.216	.335	.280
2015	CLEVELAND	5-8	4.18	26	26	0	0	0	153.0	151	76	71	16	11	60	143	6	0	.259	.401	.335
	CLEVELAND	11-12	4.55	31	30	1	0	0	176.0	152	90	89	23	5	*79	170	7	1	.232	.394	.319
2016	CLEVELAND	12-8	4.26	35	28	1	0	0	190.0	179	96	90	20	9	70	168	3	0	.248	.393	.320
2017	CLEVELAND	17-9	4.19	32	31	0	0	0	176.1	181	84	82	25	5	60	196	3	1	.266	.446	.329
2018	CLEVELAND	12-6	2.21	28	27	0	0	1	175.1	134	51	43	9	9	57	221	12	0	.208	.302	.280
Minor Lge. Totals		23-12	3.31	58	58	3	0	0	323.1	289	132	119	31	18	160	350	32	1	.241	.375	.338
CLEVELAND TOTALS		58-45	3.90	156	146	2	0	1	887.2	812	408	385	96	40	342	909	32	2	.243	.389	.318
American League		58-45	3.90	156	146	2	0	1	887.2	812	408	385	96	40	342	909	32	2	.243	.389	.318
National League		1-2	6.06	4	4	0	0	0	16.1	14	13	11	2	1	13	17	2	0	.230	.426	.368
M.L. TOTALS		59-47	3.94	160	150	2	0	1	904.0	826	421	396	98	41	355	926	34	2	.242	.389	.319

CAREER TRANSACTIONS

- 2011 Selected by the Arizona Diamondbacks in the 1st round (3rd overall) of the June Draft, signed 7/25.
- 2012 Acquired by Cleveland from Arizona along with Matt Albers and Bryan Shaw in exchange for Lars Anderson, Tony Sipp (from Indians) and Didi Gregorius (from Reds)...The 3-team trade also sent Shin-Soo Choo, Jason Donald and cash from Cleveland to Cincinnati and Drew Stubbs from Cincinnati to Cleveland, 12/11.
- 2018 DL - stress fracture/right fibula, 8/12-9/20.

ALL-STAR GAME PITCHING RECORD

YEAR	CLUB	W-L	ERA	G	GS	CG	SHO	SV	IP	H	R	ER	HR	HB	BB	SO	WP	BK
2018	Cleveland (at WSH)																	

POSTSEASON PITCHING RECORD

YEAR	CLUB	W-L	ERA	G	GS	CG	SHO	SV	IP	H	R	ER	HR	HB	BB	SO	WP	BK
2016	CLE (ALDS vBOS)	0-0	5.79	1	1	0	0	0	4.2	6	3	3	2	0	0	6	0	0
	CLE (ALCS vTOR)	0-0	0.00	1	1	0	0	0	0.2	0	0	0	0	0	2	1	0	0
	CLE (WS vCHI)	0-2	5.40	3	2	0	0	0	8.1	12	5	5	1	0	2	10	0	0
2017	CLE (ALDS vNYY)	1-1	0.00	2	2	0	0	0	8.1	6	4	0	0	0	3	11	1	0
2018	CLE (ALDS vHOU)	0-1	6.75	3	0	0	0	0	4.0	7	4	3	1	0	1	4	0	0
TOTALS		1-4	3.81	10	6	0	0	0	26.0	31	16	11	4	0	8	32	1	0

FIELDING BY POSITION

PCT	G	PO	2018				DP	PCT	G	PO	CAREER			
			A	E	TC	A					E	TC	DP	
1.000	27	8	15	0	23	1	Pitcher	.964	160	58	74	5	137	12

PITCHERS HITTING

AVG	AB	2018				AVG	AB	CAREER			
		H	HR	RBI	H			HR	RBI		
.000	3	0	0	0	.042	24	1	0	0		

2018 SEASON HIGHLIGHTS

- ◆ Recorded his finest season at the Major League level, recording a career-high 221 strikeouts in just 175.1 innings...recorded the lowest ERA by an Indians pitcher in 46 years dating back to Gaylord Perry's Cy Young season of 1972 (1.92)...Was the sixth-lowest A.L. ERA since the 2000 season and was the third-lowest in MLB in 2018 behind Jacob deGrom (1.70) and Blake Snell (1.89)...His ERA was the seventh-lowest single-season mark by a qualified Indians pitcher since 1919, as well as the second-lowest ERA by a Tribe hurler since the pitching mound was lowered to its current height in 1969 (43 earned runs allowed are the fewest by a qualified CLE pitcher in both of those spans).
- ◆ **ALL-STAR:** Was selected to his first American League All-Star team after going 8-6 with a 2.24 ERA in 20 first half starts (136.1IP, 105H, 34ER, 175SO)...The 2.24 ERA in the first half was the fifth-lowest first-half ERA by an Indians pitcher since 1969 and his 11.55 strikeouts-per-9.0 IP marked the second-highest rate by an Indians pitcher in the first half of the campaign (min. 80.0IP), behind Corey Kluber (11.86 in 2017).
- ◆ **INJURY:** Was electric over the first four months, including a 13-start stretch between June 8-Aug. 11 where he was 8-2 with a 1.74 ERA (17ER/88.0IP/117SO) before being struck above the right ankle by a 7th-inning line drive off the bat of Jose Abreu on August 11 at Chicago-AL...Was diagnosed three days later with a stress fracture in his right fibula and was placed on the 10-day D.L. for the first time in his career...Was on the D.L. from Aug. 12-Sept. 20, making a start vs. Boston on Sept. 21 in Progressive Field (1.1IP, OR).
- ◆ At the time of the injury he was 12-6 with a 2.22 ERA over his first 25 starts (166.0IP, 125H, 41ER, 214SO) and was second in the league in innings and third in ERA and strikeouts...Over his three September outings (two starts), he did not record a decision and recorded a 1.93 ERA (9.1IP, 9H, 2ER) and recorded his first professional save on the final day of the season at KC (4.0IP, 2H, OR, 0BB, 2SO).
- ◆ **200K:** Reached the 200-strikeout plateau on August 6 vs. Minnesota in his 24th start in just 156.0 innings, becoming the second-fastest pitcher in franchise history to reach the milestone, after Corey Kluber (147.0IP in 2017)...Also marked the fifth time an Indians pitcher got to 200 strikeouts in 24-or-fewer starts, joining Bob Feller (1946, 22GS), Sam McDowell (1968, 23GS & 1970, 24GS) and Kluber (2017, 22GS).

C TRIBE TIDBITS

His interest in physics as it relates to baseball and pitching started in earnest in the ninth grade, his teacher's name was Mr. Kirby. From that point he set out to apply Newtonian physics to baseball to make himself better.

He was drawn to UCLA to pitch for the Bruins and enroll in their mechanical engineering program. He also had interest from Pepperdine and Stanford.

Has enjoyed Duke basketball his entire life. His dad became a Duke hoops fan after growing up in New Mexico and becoming disgruntled at his Lobos constantly losing to UCLA during the Wooden era.

He started his production company, *Momentum Films LLC*, to raise the profile and brand of other small-market MLB players and promote baseball as a sport for youths, giving the opportunity for current players to humanize themselves while allowing fans unique access points.

Trained at the Texas Baseball Ranch early on in his pro career and first met Driveline Baseball's Kyle Boddy in Texas at a seminar...At the time they had "4-to-5 people training there" and became their first pro client and now spends two months during each offseason in the Seattle area, purchasing a house in Maple Valley. Over 90 professional players passed thru Driveline this offseason.

CAREER SNAPSHOT

ALL-STAR

2018: Cleveland (AL)

BASEBALL AMERICA MiLB ALL-STAR

2012: Reno (PCL)

BASEBALL AMERICA TRIPLE-A ALL-STAR

2013: Reno (PCL)

FUTURES GAME SELECTION

2012: Reno (PCL)

MILB.COM ORGANIZATION ALL-STAR

2012: Arizona (NL)

DOUBLE-DIGIT STRIKEOUT GAMES, MLB, 2018

1. Max Scherzer (WSH)	18
2. Justin Verlander (HOU)	13
3. Chris Sale (BOS)	11
Jacob deGrom (NYM)	11
5. Trevor Bauer (CLE)	10

fWAR LEADERS, 2018 MLB (Fangraphs.com)

1. Jacob deGrom (NYM)	8.8
2. Max Scherzer (WSH)	7.2
3. Justin Verlander (HOU)	6.8
4. Chris Sale (BOS)	6.5
5. Patrick Corbin (ARI)	6.3
6. Gerrit Cole (HOU)	6.3
7. Trevor Bauer (CLE)	6.1

STRIKEOUTS PER 9.0 INNINGS MAJOR LEAGUE BASEBALL, 2018

1. Gerrit Cole (HOU)	12.40
2. Max Scherzer (WSH)	12.24
3. Justin Verlander (HOU)	12.20
4. Trevor Bauer (CLE)	11.34
5. Jacob deGrom (NYM)	11.16

+Qualified for ERA title

LOWEST ERA, 2018 MAJOR LEAGUE BASEBALL

1. Jacob deGrom (NYM)	1.70
2. Blake Snell (TB)	1.89
3. Trevor Bauer (CLE)	2.21
4. Aaron Nola (PHI)	2.37
5. Max Scherzer (WSH)	2.52

+Qualified for ERA title

2018 AMERICAN LEAGUE QUALITY START LEADERS

1. Justin Verlander (HOU)	26
2. Corey Kluber (CLE)	25
3. Mike Clevinger (CLE)	21
4. Dallas Keuchel (HOU)	20
Trevor Bauer (CLE)	20
Gerrit Cole (HOU)	20

MAJOR LEAGUE, 2018 LOWEST SLG PCT ALLOWED

1. Jacob deGrom (NYM)	.277
2. Blake Snell (TB)	.300
3. Trevor Bauer (CLE)	.302
4. Aaron Nola (PHI)	.311
5. Zack Wheeler (NYM)	.320
6. Mike Foltynewicz (ATL)	.324

- ◆ **NO ER FOR YOU:** Bauer has allowed four-or-fewer earned runs in each of his last 53 starts, which the 2nd-longest such streak in the Majors since 1990, behind Greg Maddux's 106-start run from July 11, 1991-June 22, 1994...From May 27 - July 25, he struck out seven-or-more batters in 12 consecutive starts, which tied Sam McDowell (12GS, September 14, 1965-May 17, 1966) for the second-longest such run in franchise history, behind Kluber's 14-start streak (June 1-August 13, 2017)...**100P:** Threw 100-or-more pitches in each of his first 25 starts this season (April 1-August 11), which is the longest such streak of his career...The longest streak of consecutive starts with 100-plus pitches by an Indians pitcher since 1988, the most recent year that *Baseball Reference* has accurate pitch count data available (Justin Verlander had a 80-start streak from 2010-12).
- ◆ **QUALITY:** From June 8-July 10, Trevor recorded a streak of seven consecutive quality starts with eight-or-more strikeouts and 0 HRs allowed, which represented the second-longest such streak in the live ball era (1920-), behind Pedro Martinez's run of eight starts in 2002 (**STATS LLC**).**MORE STREAKS:** Also struck out eight-or-more batters in nine straight starts from May 27-July 10, a career-long run and the longest such run by an Indians pitcher since Kluber in 2017...Recorded a streak of 10-or-more strikeouts in four consecutive starts from May 27 to June 13, tied for second-longest such run in MLB...Marked just the third pitcher in Indians franchise history to record a streak of four-or-more starts with 10-or-more strikeouts, joining teammate Kluber (two streaks of five starts in 2017) and Hall-of-Famer Bob Feller (one streak of four starts from 1938-39).
- ◆ Batters hit .202 (50-for-248) off him with runners on base, the eight-lowest mark in the league...Among MLB pitchers allowed the third-lowest slugging pct (.302) and ninth-lowest average against (.208).

PRO CAREER

- ◆ **2017** Recorded career-high in wins (17)...Joined Corey Kluber (18) and Carlos Carrasco (18) with at least 17 wins, the first Indians pitching staff since 1956 to post three 17-game winners and the first staff in MLB since the 2003 NY Yankees...Also just the second Indians trio to record at least 190 strikeouts in the same season (2015) and the only trio in MLB history with at least 17 wins and 190 strikeouts within the same season...Was outstanding over the last two months of the season, going 10-1 with a 2.60 ERA over his final 14 games/13 starts from 7/21 thru the end of the season (83.0IP, 81H, 24ER, 23BB, 91SO) to lower his ERA from 5.59 to 4.19...All this came after equaling the shortest start of his career (0.2IP, 3H, 4R/ER) in his first start of the second half, 7/16 at Oakland...His 10 second half wins were tied for second in the American League (Corey Kluber - 11) and his 2.42 ERA from July 27th-on was third-lowest in the league... Despite going winless in two of his last three starts, Bauer went 10-2 with a 3.01 ERA (28ER/83.2IP) in 14 starts (15 appearances) after the All-Star Break...His 3.01 ERA in the second-half ranked tied for fifth among all A.L. starters (minimum 80.0 IP) in the second half (6-1 at home in the 2nd half, 8GS)...Won a career-best nine straight decisions, 7/21-9/10, a season high by an Indians pitcher in 2017...Struck out a career-high 14 batters in just 7.0 innings of work on 5/30 vs. Oakland...Roberto Pérez started at catcher for all 31 of his starts.
- ◆ **2016** Finished second on the club in innings, starts and strikeouts and amassed career-best in innings pitched...Posted record of 0-2 with a 5.27 ERA in five Postseason outings (four starts)...Suffered lacerated right pinkie finger prior to Game 1 of ALCS (10/14) that forced him from Game 3 start (10/17) three days later... Came in relief into Game 7 of World Series to record final two outs of the 10th inning...Began the season in the bullpen when Cody Anderson and Josh Tomlin were named the club's fourth & fifth starters out of spring training...Made his first six appearances in relief, going 1-0 with a 4.76 ERA (11.1IP, 13H, 6R/ER, 14SO) before moving into the rotation 4/30 after Carlos Carrasco was placed on the D.L. with a hamstring injury...Spent the remainder of the year in the rotation save one emergency, extra-inning relief outing in Toronto on 7/1...Went 3-0 with a 2.01 ERA in six June starts (10ER/44.2IP), the second-lowest ERA in the league in June (min.40IP) and was tied for fifth in strikeouts (43)... Worked his second career complete game, a career-best 3-hitter, on 6/22 vs. TB (9.0IP, 3H, 1R, 1BB, 10SO)...Ranked in the A.L. Top 20 for several pitching categories during the first half including: ERA (3.30, 9th), average against (.229, 7th), HR-per-9.0IP (0.71, 3rd), hits-per-9.0IP (7.66, 8th) and WHIP (1.20, 14th)...Recorded a then career-high 13 strikeouts in 8.0 innings on 8/19 vs. Toronto...Posted a second-half ERA of 5.36 (53ER/89.0IP)...Over his five starts following his Toronto relief outing (7/7-8/3) he posted a record of 0-3 with an 8.37 ERA (22R/23.2IP).

2018 AMERICAN LEAGUE RANKINGS		
Category	Rank	#
ERA	2nd	2.21
Opp SLG	2nd	.302
SO/9	3rd	11.3
Opp AVG	4th	.208
Opp OBP	5th	.280
SO	76th	221
Home ERA	2nd	1.84
Road ERA	3rd	2.53
AVG vRHB	3rd	.213
AVG vs. LHB	5th	.202

LOWEST ERA, 2000-2018 AMERICAN LEAGUE	
1. Pedro Martinez (BOS/00)	1.74
2. Blake Snell (TB/18)	1.89
3. Felix Hernandez (SEA/14)	2.14
4. Zack Greinke (KC/09)	2.16
5. Chris Sale (CWS/2014)	2.17
6. Trevor Bauer (CLE/18)	2.21
7. Pedro Martinez (BOS/03)	2.22
8. Corey Kluber (CLE/17)	2.25

+Qualified for A.L. ERA title

LOWEST ERA, 1919-2018 CLEVELAND INDIANS HISTORY	
1. Luis Tiant (1968)	1.60
2. Sam McDowell (1968)	1.81
3. Gaylord Perry (1972)	1.92
4. Sam McDowell (1965)	2.18
5. Bob Feller (1946)	2.18
6. Trevor Bauer (2018)	2.21
7. Corey Kluber (2017)	2.25
8. Mike Garcia (1949)	2.36

+Qualified for A.L. ERA title

2017 A.L. RANKINGS		
Category	Rank	#
Wins	74th	17
Strikeouts	7th	196
SO per 9.0IP	6th	10.0
SO/BB ratio	8th	3.27
Pitches/GS	4th	101.6

◆ **2015** Spent virtually the entire year in the Indians rotation, setting single-season career-highs in starts (30) and strikeouts (170)...In 14 outings on the road, Bauer went 6-5 and posted a 3.32 ERA (30ER/81.1IP), eighth-lowest among American League hurlers...His .196 (57/291) average against was the third-lowest road mark in the A.L., fifth-lowest in the Majors...The right-hander went 2-0 with a 1.80 ERA (5ER/25.0IP) across four starts in April and did not suffer his first loss of the season until May 8 against Minnesota...Led the A.L. in walks (79), was 12th in strikeouts (170) and seventh in SO per 9.0IP (8.69)... Last Indians SP to lead league in walks was Sam McDowell in 1971...In his season debut on 4/9 at Houston, Bauer tossed 6.0 hitless innings and tallied a then career-high 11 strikeouts (5BB)...Had his 9.0-inning hitless streak and 11.0-inning scoreless streak snapped on 4/15 at Chicago-AL...His 9.0-inning hitless streak was the third-longest by an A.L. starter to begin a season in the last 20 years (1996-2015), trailing only 10.0-inning stretches by Boston's Hideo Nomo in 2001 and Toronto's Shaun Marcum in 2007 (*Elias*)...Was the first Indians starter since Bob Feller in 1940 to record 9.0 hitless innings to start the season, as Feller no-hit the White Sox on April 16, 1940, giving up a hit in the first inning of his next start...Faced 34 batters before allowing a hit, the most by a starter since Boston's Nomo faced 37 without allowing a hit in 2001 (*STATS*)...Worked his first career CG (9.0IP, 5H, 2R/ER, 1HR, 1BB, 6SO, 112 pitches/78 strikes), but suffered the loss in a 2-1 Indians defeat against Kansas City on 7/28... Marked the first Indian hurler to lose a complete game at home since Justin Masterson on Sept. 30, 2009 (1-0 loss to Chicago-AL)...Endured a 7-start stretch from 8/13-9/13 where he did not get out of the fourth inning four times and posted an ERA of 7.63 that relegated him to the bullpen late in the season (30.2IP, 35H, 26ER)...Made one relief appearance on 9/19 against the White Sox...His .239 avg against with men on base was 15th-lowest in the A.L. while his .232 overall average against was 11th-lowest and his .394 slugging pct/ allowed was 18th-lowest among A.L. qualifiers.

◆ **2014** Spent virtually the entire year in the Indians rotation, finishing second on the team in innings pitched (153.0) while logging a professional career-high of 199.0IP between Columbus and Cleveland...Began the year in AAA Columbus and made his 2014 Major League debut in a doubleheader/"spot" start as the 26th man on 4/9 vs. San Diego...Was also with Cleveland from 5/20-remainder of the season...Finished fourth among American League rookie pitchers in starts (26) and strikeouts (T4th, 143), fifth in innings pitched (153.0) and 11th in ERA (4.18)...At the time of his final AAA promotion on 5/20, ranked sixth in ERA, 11th in strikeouts and ninth in WHIP...Pitched into the 5th inning in 25 of 26 CLE starts...After logging back-to-back scoreless starts for the first time in his career on 8/24 & 8/30, Bauer carried a career-high streak of 15.1 consecutive scoreless innings into the first inning of his start on 9/4 vs. Detroit...Won the last game of first half/first game of second half, becoming just the fourth different Indians pitcher to start back-to-back team victories - the first since Bert Blyleven in 1981 (*STATS LLC*)...ERA in the first inning was 5.54 (26.0IP, 27H, 20R/16ER).

CLEVELAND INDIANS HISTORY				
ROOKIE PITCHERS, SO per 9.0IP (min 150IP)				
Pitcher (Year)	K/IP	IP	SO	ERA
1. Herb Score (1955)	9.70	227.1	245	2.85
2. CC Sabathia (2001)	8.50	180.1	171	4.39
3. Trevor Bauer (2014)	8.41	153.0	143	4.18
4. Sonny Siebert (1964)	8.31	156.0	144	3.23
5. Dennis Eckersley (1975)	7.33	186.2	152	2.60
6. Allie Reynolds (1943)	6.84	198.2	151	2.99

◆ **2013** Had an up and down season between AAA Columbus and Cleveland, spending the majority of the season in the Columbus rotation while making four spot starts for the Indians...Opted out of spring training to Triple-A on 3/21, but made his 2013 debut with the Indians at TB on 4/6 when Kazmir went on the D.L...Allowed only 2 hits in 5.0 innings but walked a career-high and 2013 club-high 7 batters in 6-0 loss...All four of his 2013 Major League starts were one-day stints in the big leagues as he accumulated just four days of MLB service... Entered 2014 rated the third overall prospect (best curveball/change-up also) in the system according to *Baseball America* and 73rd overall in all of baseball according to *MLB.com*...Entered 2013 as the club's top prospect according to *Baseball America*, was #17 overall in *MLB.com*'s overall top 100 prospects and 25th overall according to *ESPN's* Keith Law...Made second big league start of 2013 on 5/1 vs. Philadelphia (5.0IP, 1H, 0R, 6BB, 5K), notching his second big league win over Cliff Lee...Made two more starts as the result of doubleheaders on 5/13 vs. NYY (gm2, L#2, 6.1IP, 6H, 2R/2ER) and 6/28 at Chicago-AL (gm1, ND, 0.2IP, 6H, 5R/ER, 2HR), the latter of which was the shortest of his MLB career.

BAUER'S CAREER GAME HIGHS

K's: 14, May 30, 2017 vs. Oakland; **BB's:** 7, April 6, 2013 at Tampa Bay; **LONGEST START:** 9.0IP, two times, last June 22, 2016 vs. Tampa Bay; **WINNING STREAK:** 9 games, July 21 - September 10, 2017; **LOSING STREAK:** 3 games, three times, last July 7-Aug. 3, 2016; **LONGEST RELIEF:** 5.0IP, July 1, 2016 at Toronto; **HR:** 3, four times, last August 14, 2017 at Boston; **SHORTEST START:** 0.2IP, two times, last July 16, 2017 at Oakland; **CG:** 2, last June 22, 2016 vs. Tampa Bay; **CG SHO:** N/A; **CAREER 10+ STRIKEOUT GAMES:** 19, last August 6, 2018 vs. Minnesota; **LAST WIN:** August 11, 2018 at Chicago-AL.

- ◆ **2012** Named the D-backs' Minor League Pitcher of the Year, combining to go 12-2 with a 2.42 ERA (35 ER/130.1 IP) and 157 strikeouts in 22 GS w/AA Mobile and AAA Reno...Named to the MLB All-Star Futures Game...Began the season with Mobile...Promoted to Reno on 5/17 and was 5-1 with a 2.85 ERA (26 ER/82.0 IP), 1 CG & 97 SO in 14 GS...Recalled by D-backs on 6/28...Was tied for the Minor League lead in wins (11) at the time of his promotion and ranked second in strikeouts (116)...Was the first player from the 2011 draft to reach the Majors when he made his debut on 6/28 at ATL (ND, 2 ER/4.0 IP)...former Indians RHP Cody Allen would become the second player three weeks later...Earned his first Major League win on 7/8 vs. LA Dodgers (6.0IP, 2H, 6K)...In his other three starts he did not see the 5th inning and walked at least three batters in each start...Opted out back to Reno on 7/18...Nagged by right groin soreness most of the season...Recorded his first professional complete game on 8/17 vs. Round Rock with 12 strikeouts (9.0IP, 5H, 2R/ER)...Made three Postseason starts for Reno and was 2-0 w/a 1.65 ERA (3 ER/16.1 IP)...Started the Triple-A Championship Game vs. Pawtucket (ND, 2 ER/4.2 IP)...Finished the season ranked by **MLB.com** as the D-backs' No. 1 Prospect and No. 5 overall (third-best right-handed pitcher)...Also honored in **Baseball America's** Best Tools issue as the Best Pitching Prospect in the Pacific Coast League.
- ◆ **2011** Entered the 2012 season ranked by **Baseball America** as the No. 1 prospect in the D-backs' organization and possessing the Best Curveball...Averaged 15.1 strikeouts per 9.0 IP...ERA was 2.63 entering his final regular-season start on 8/30 vs. Chattanooga (10 ER in 1.2 IP)...Helped Mobile to the Southern League Championship...Earned the win in the clinching game of the Championship Series, allowing one run over 5.0 innings pitched with seven strikeouts at Tennessee...Selected in the first round (third overall) of the First-Year Player Draft...The draft marked the first time since 1978 that one college baseball program (UCLA) had two players selected (Gerrit Cole, No. 1 to Pittsburgh) in the first three picks (Arizona State; Bob Horner and Hubie Brooks).

COLLEGE CAREER

- ◆ Attended UCLA and went 38-4 with a 2.36 ERA (98 ER/373.1 IP) in three seasons with the Bruins...Ranked among UCLA's career leaders in wins (1st), innings pitched (1st), strikeouts (1st), complete games (2nd, 15) and ERA (8th)...Also set single-season records (UCLA and Pac-10) with 203 strikeouts in 2011...First pitcher in UCLA history to win at least 10 games in more than one season...Earned the Golden Spikes Award and was named the National Player of the Year by **Baseball America**, **Collegiate Baseball**, **College Baseball Foundation** and **Perfect Game USA** as a junior in 2011, going 13-2 with a 1.25 ERA (19 ER in 136.2 IP) in 16 starts...Other accolades included being named first-team All-America by all those publications...Finalist for the Dick Howser Trophy (top NCAA Division I Player), was selected as the Pac-10 Pitcher of the Year and earned All-Pac-10 Team honors for the third straight season...Led all collegiate pitchers in complete games (10) and strikeouts.
- ◆ Went 12-3 with a 3.02 ERA (44 ER in 131.1 IP) in 18 starts as a sophomore in 2010, earning second-team All-America honors from **Baseball America** and **Collegiate Baseball**...Became the first Bruins pitcher to lead the nation in strikeouts (165)...Selected as the National Freshman Pitcher of the Year by **Louisville Slugger** and earned Freshman All-America honors from **Collegiate Baseball** in 2009, going 9-3 with a 2.99 ERA (35 ER in 105.1 IP) and two saves in 20 games (10 starts)...Also garnered first-team Freshman All-America honors from various publications...Named Pac-10 Freshman of the Year...Set a school record for most wins by a freshman...Played on the USA Collegiate National Team in 2009.

PERSONAL/MISCELLANEOUS

Full name **TREVOR ANDREW BAUER**...Single...Graduated from Hart High School in Santa Clarita, CA, same high school that produced James Shields, Kevin Millar, Bob Walk and Todd Zeile...Went 12-0 with a 0.79 ERA and 106 strikeouts as a junior, earning All-CIF Southern Section Division I first-team honors and first-team All-Southern Selection accolades from the California Baseball Coaches Association (CBCA)...Was also named to the **Los Angeles Times** High School All-Star Team...On Twitter/ Instagram/ YouTube: @baueroutage...In 2015, teamed with and designed a t-shirt for Athletes Brand to benefit the Lone Survivor Foundation (25% of the proceeds) to spread awareness and raise money for soldiers returning from duty...For his efforts he was nominated by the club for the 2015 Bob Feller Award...2014-19 Tribe Fest participant...Funded and hosted Cleveland Indians Career Day in August 2016 with local high school students from Max Hayes High School who were interested in technology and robotics...In 2017, together with Carlos Carrasco, created special t-shirts featuring their unique baseball artwork with proceeds going to hurricane relief efforts in Texas and Puerto Rico.

BAUER'S FAVORITES

Favorite Movie: Lone Survivor
Favorite Group/Artist: AmonAmarth
Favorite Athlete Growing Up: Barry Zito
Favorite Team Growing Up: Oakland A's and Duke Basketball
Person Who Has Most Influenced You: My dad (Warren)
Favorite Thing Away From Baseball: Attend/ watch Duke hoops and fly drones
Favorite TV Show: Criminal Minds
Favorite Road City: Tampa/St. Pete
Favorite Road Stadium: Safeco Field
Favorite School Subject: Physics



JAKE BAUERS 10

Age: 23, born October 6, 1995 in Newport Beach, CA

Resides: Huntington Beach, CA Position: First Base/OF

Bats: L Throws: L Height: 6-1 Weight: 195

ML Service: 0 + 116

Contract Status (Options Remaining): Signed thru 2019 (2)

Acquired: December 13, 2018; Acquired from the Tampa Bay Rays in exchange for INF Yandy Diaz and RHP Cole Sulser. The Rays sent cash to the Seattle Mariners to complete the transaction that sent Carlos Santana to Cleveland and Edwin Encarnacion to Seattle.



@JakeBauers11
jakebauers

YEAR	CLUB	AVG	G	AB	R	H	2B	3B	HR	RBI	SH	SF	HB	BB	SO	SB	CS	SLG	OBP	OPS	E
2013	AZL Padres	.282	47	163	22	46	8	2	1	25	3	5	3	14	31	2	0	.374	.341	.715	5
2014	Ft. Wayne	.296	112	406	59	120	18	3	8	64	1	5	4	51	80	5	6	.414	.376	.789	12
2015	Charlotte	.267	59	217	33	58	14	2	6	38	0	1	2	29	33	2	3	.433	.357	.791	4
	Montgomery	.276	69	257	36	71	18	0	5	36	2	4	1	21	41	6	3	.405	.329	.733	6
2016	Montgomery	.274	*135	493	79	135	28	1	14	78	2	7	6	73	89	10	6	.420	.370	.789	13
2017	Durham	.263	132	486	*79	128	31	1	13	63	1	5	5	78	112	20	3	.412	.368	.779	11
2018	Durham	.279	52	197	31	55	14	0	5	24	1	0	1	23	47	10	6	.426	.357	.784	7
	Tampa Bay	.201	96	323	48	65	22	2	11	48	2	6	3	54	104	6	6	.384	.316	.700	5
Minor Lge. Totals		.276	606	2219	339	613	131	9	52	328	10	27	22	289	433	55	27	.414	.362	.775	58
CLEVELAND TOTALS		--	--	--	--	--	--	--	--	--	--	--	--	--	--	--	--	--	--	--	--
American League		.201	96	323	48	65	22	2	11	48	2	6	3	54	104	6	6	.384	.316	.700	5
National League		--	--	--	--	--	--	--	--	--	--	--	--	--	--	--	--	--	--	--	--
M.L. TOTALS		.201	96	323	48	65	22	2	11	48	2	6	3	54	104	6	6	.384	.316	.700	5

CAREER TRANSACTIONS

- 2013 Selected by the San Diego Padres in the 7th round (208th overall) of the 2013 June amateur draft. Signed on 6/18.
- 2014 Acquired by Tampa Bay along with C René Rivera and RH Burch Smith from San Diego as part of a 3-team trade. Washington Nationals sent LH Travis Ott and OF Steven Souza to Tampa Bay. TB sent LH José Castillo, C Ryan Hanigan, OF Wil Myers and RH Gerardo Reyes to SD. SD sent RH Joe Ross and a PTBN (INF Trea Turner) to Washington, 12/19.
- 2018 Acquired from the Tampa Bay Rays in exchange for INF Yandy Diaz and RH Cole Sulser, 12/13.

FIELDING BY POSITION

PCT	G	PO	2018				PCT	G	PO	CAREER			
			A	E	TC	DP				A	E	TC	DP
.992	76	557	29	5	591	57	.992	76	557	29	5	591	57
1.000	20	27	1	0	28	0	1.000	20	27	1	0	28	0
.992	96	584	30	5	619	57	.992	96	584	30	5	619	57

2018 SEASON HIGHLIGHTS

- ◆ Split the season between Tampa Bay and Triple-A Durham in his first taste of the Major League level at age 22...Recalled and made MLB debut on June 7 vs. Seattle and was with the Rays the rest of the season...Appeared in 76 games at first base, 16 games in left field and four games in right field...Rays went 42-27 (.609) when he started at first base.
- ◆ Led A.L. rookies with 54 walks, the third-highest total in Rays history for a rookie, behind John Jaso (59) in 2010 and Akinori Iwamura (58) in 2007...Ranked fourth among AL rookies with 22 2B and eighth in RBI and runs...35 of his 65 hits (53.8 pct.) went for extra bases, sixth-highest in the Majors (min. 200 PA)...Hit .167 (32-for-192) after the All-Star break, third-lowest in the AL among qualifiers.
- ◆ Was the youngest player to appear for the 2018 Rays, a team that featured 23 rookies...On June 9 vs. Seattle, recorded his first career hit, a double off Félix Hernández...On June 11 vs. Toronto, hit his first career home run, 2-run shot off Sam Gaviglio...Became the youngest first baseman to homer in club history, and youngest infielder since Evan Longoria (2008).

CTRIBE TIDBITS

One offseason out of boredom, he got a job at Lowes in the Christmas tree lot and would help people pick out Christmas trees, cut them and net them.

Hobbies include learning to surf and play guitar, becoming more productive with time in the offseason other than watching Netflix and learning to play guitar from YouTube. Also shoots a bow and arrow.

Did not play varsity baseball in high school until he was a junior. He was a catcher until high school and then switched to first base and outfield.

Played scout ball on weekends during his sophomore year of high school and committed to Univ. of Hawaii before he played a game of varsity baseball in high school.

His Mom attended Game 1 of 1988 World Series (Kirk Gibson walkoff).

BAUERS (continued)

- ◆ On June 24 vs. New York-AL, led off the 12th inning with a walk-off homer off Chasen Shreve (fourth Ray to hit a walk-off homer before his 23rd birthday; last Longoria 2008)...On June 25 vs. Washington, went 4-for-5 to become the youngest Ray with a 4-hit game since Longoria...In July, led MLB rookies with 14 XBH and 19 RBI.
- ◆ On July 3 at Miami, recorded a go-ahead, 2-run double in the 6th inning, breaking a 5-5 tie...According to **Stats LLC**, he was the youngest player (22 years, 270 days) to record a go-ahead hit in the 16th inning or later since PIT Barry Bonds in 1986.

PRO CAREER

- ◆ **2017** Spent his age-21 season with AAA Durham (second-youngest player in I.L. on Opening Day)...Ranked among International League leaders in runs (79, 1st), walks (78, 2nd) and on-base pct. (.368, 5th)...20 SB were twice as many as his previous career high (10, 2016)Was one of two players in the International League with double-digit homers and at least 20 SB...Ranked by **Baseball America** as the No. 45 overall prospect in the minors following the season, up from No. 70 the year prior...Was the No. 4 prospect in the Rays system.
- ◆ **2016** Named Most Valuable Player for AA Montgomery by the Rays Baseball Operations department...Ranked second among Rays minor leaguers with 78 RBI...Ranked among Southern League leaders in games (135, 1st), runs (79, 3rd), RBI(78, 4th), doubles (28, 4th), walks (73, 2nd), on-base pct. (.370, 5th) and total bases (207, 4th)...No. 4 prospect in the Rays system and No. 5 prospect in the S.L. according to **Baseball America** (also tabbed as Best Hitter for Average in the organization).
- ◆ **2015** Split the season between Class-A Charlotte and Montgomery, leading Rays Minor Leaguers with 74 RBI...Hit .254 (17-for-67) with 2 HR and 8 RBI in 18 games for the Mesa Solar Sox in the Arizona Fall League.
- ◆ **2014** Ranked fifth in the Midwest League and seventh among Padres minor leaguers with a .296 avg....Acquired by the Rays from the Padres on 12/19 in a three-team, 11-player trade, largest in club history.
- ◆ **2013** Began his professional career at age 17 with the AZL Padres..

PERSONAL/MISCELLANEOUS

Full name **JAKOB CHRISTOPHER BAUERS**...Single...Selected by the Padres in the seventh round of the 2013 June draft out of Marina High School in Huntington Beach, Calif. ...Originally signed a letter of intent to play baseball at the University of Hawaii...Marina H.S. has produced six Major Leaguers, including Daric Barton, Craig Wilson and Kevin Eister...Attended the MLB Rookie Career Development Program in Washington D.C. in 2018.

CAREER SNAPSHOT

MILB.COM ORGANIZATION ALL-STAR

2016: Tampa Bay (AL)
2017: Tampa Bay (AL)

POST-SEASON ALL-STAR

2014: Fort Wayne (MID)
2016: Montgomery (SOU)

MID-SEASON ALL-STAR

2015: Charlotte (FSL)
2016: Montgomery (SOU)

RISING STARS


2015: Mesa (AFL)

BAUERS' FAVORITES

- Favorite Movie:** South Paw
- Favorite Group/Artist:** Drake
- Favorite Athlete Growing Up:** Troy Glaus
- Favorite Team Growing Up:** Anaheim Angels
- Person Who Has Most Influenced You:** My dad (Stu)
- Favorite Thing Away From Baseball:** Surf
- Favorite TV Show:** Dexter
- Favorite Road City:** Minneapolis
- Favorite Road Stadium:** Minute Maid Park
- Favorite School Subject:** History

BAUERS' CAREER GAME HIGHS

HITS: 4, June 25, 2018 vs. Washington; **RUNS:** 4, July 14, 2018 at Minnesota; **DOUBLES:** Sept. 19, 2018 at Texas; **HR:** 1, 11 times, last Sept. 15, 2018 vs. Oakland; **RBI:** 4, two times, last Sept. 15, 2018 vs. Oakland vs. Oakland; **BB:** 3, August 5, 2018 vs. CWS; **SB:** 1, six times; **HITTING STREAK:** 5 games, June 9-13, 2018; **HIT FOR THE CYCLE:** n/a; **GRAND SLAMS:** n/a; **LEAD-OFF HR:** n/a; **"WALK-OFF" HR:** June 24, 2018 vs. NYY (Chasen Shreve); **PINCH-HIT HR:** n/a.



SHANE BIEBER 57

Age: 23, born May 31, 1995 in Orange, CA
Resides: Laguna Hills, CA **Position:** Pitcher
Bats: R **Throws:** R **Height:** 6-3 **Weight:** 200

@ShaneBieber19
 Shane_Bieber

ML Service: 0 + 097

Contract Status (Options Remaining): Signed thru 2019 (2)

Acquired: Selected by Cleveland in the 4th round (122nd overall) in the 2016 First-Year Player Draft.

		OPPONENTS																			
YEAR	CLUB	W-L	ERA	G	GS	CG	SHO	SV	IP	H	R	ER	HR	HB	BB	SO	WP	BK	AVG	SLG	OBP
2016	Mahoning Valley	0-0	0.38	9	8	0	0	0	24.0	10	2	1	0	1	2	21	2	0	.122	.122	.153
2017	Lake County	2-3	3.10	5	5	0	0	0	29.0	34	14	10	1	0	1	31	1	0	.291	.376	.292
	Lynchburg	6-1	3.10	14	14	0	0	0	90.0	95	35	31	5	2	4	82	6	0	.275	.391	.283
	Akron	2-1	2.32	9	9	0	0	0	54.1	56	15	14	2	0	5	49	1	0	.264	.354	.280
2018	Akron	3-0	1.16	5	5	0	0	0	31.0	26	6	4	1	0	1	30	0	0	.215	.289	.221
	Columbus	3-1	1.66	8	8	1	1	0	48.2	30	10	9	3	0	6	47	1	0	.178	.266	.206
	CLEVELAND	11-5	4.55	20	19	0	0	0	114.2	130	60	58	13	2	23	118	5	0	.285	.467	.320
	Minor Lge. Totals	16-6	2.24	50	49	1	1	0	277.0	251	82	69	12	3	19	260	11	0	.240	.329	.254
	CLEVELAND TOTALS	11-5	4.55	20	19	0	0	0	114.2	130	60	58	13	2	23	118	5	0	.285	.467	.320
	American League	11-5	4.55	20	19	0	0	0	114.2	130	60	58	13	2	23	118	5	0	.285	.467	.320
	National League	--	--	--	--	--	--	--	--	--	--	--	--	--	--	--	--	--	--	--	--
	M.L. TOTALS	11-5	4.55	20	19	0	0	0	114.2	130	60	58	13	2	23	118	5	0	.285	.467	.320

CAREER TRANSACTIONS

2016 Selected by the Cleveland Indians in the 4th round (122nd overall) of the June draft.

FIELDING BY POSITION

2018								CAREER							
PCT	G	PO	A	E	TC	DP		PCT	G	PO	A	E	TC	DP	
1.000	20	6	5	0	11	1	Pitcher	1.000	20	6	5	0	11	1	

PITCHERS HITTING

2018					CAREER				
AVG	AB	H	HR	RBI	AVG	AB	H	HR	RBI
.250	4	1	0	0	.250	4	1	0	0

2018 SEASON HIGHLIGHTS

- ◆ Split the season between AA Akron, AAA Columbus and Cleveland, making 19 starts in the Majors in just his third professional season... Became the first Indians rookie to win 11 games since David Huff won 11 in 2009 and his 118 strikeouts were the most by an Indians rookie since Trevor Bauer in 2014 (143) and the third-highest single-season total by an Indians rookie pitcher over the last 40 years (1978-), behind CC Sabathia (171 in 2001) and Bauer (10th-most in club history by a rookie).
- ◆ He was second among American League rookie hurlers in strikeouts and wins....His strikeout-to-walk ratio of 5.13 was the top mark among MLB rookies and the best single-season ratio by an Indians rookie in club history...His 1.81 walks per 9.0 IP (23BB/114.2IP) was the lowest mark among Major League rookie pitchers, as well as the second-lowest single-season mark by an Indians rookie pitcher (min. 70.0IP), behind Tom Brennan (0.97 in 1982)...His 114.2 innings were fourth-most among A.L. rookies.

TRIBES TIDBITS

Played football as a freshman in high school and was a wide receiver and outside linebacker. Played two years but then broke his wrist and surgery, ending his football career.

Favorite hobbies are going to the beach and playing video games. Listens to Led Zeppelin and Red Hot Chili Peppers due to his parents' influence as a child. First concert was the Rolling Stones.

Studied sociology at UC Santa Barbara and is still working on finishing his degree. Went back to school last offseason. Did not receive a scholarship until his junior year. He would have gone into law enforcement like his Dad if he was not playing baseball.

MLB debut was one of the best days of his life because it was also his 23rd birthday. Got the news in Gwinnett, GA when Steve Karsay called him in his office to go over video. Chris Tremie then walked in and was like "look at who is in the video". Then Shane realized the footage was from the Twins and told him he was going to be starting there on Thursday.

Talents include juggling and skateboarding.

- ◆ From May 31-September 6, Bieber posted a streak of 16 starts with two-or-fewer walks allowed, marking the longest streak by an Indians starting pitcher to begin his career in the **Baseball Reference** Play Index era (1908-)...Went 7-0 with a 3.56 ERA in 11 road starts (26ER/65.2IP), the first Tribe hurler in the **B-R** Play Index era (since 1908) with seven wins and zero losses on the road...His start of September 11 at Tampa Bay (6.2IP, 3H, 3BB, career-high 11SO) marked just the third start of 6.0-or-more shutout innings, three-or-fewer hits allowed and 10-or-more strikeouts in the **B-R** Play Index era (1908-), alongside similar outings by Herb Score (July 30, 1955 at Baltimore) and Steve Dunning (July 17, 1970 at Kansas City).
- ◆ His 118 strikeouts are the third-most punchouts through an Indians pitcher's first 20 career games in the **B-R** Play Index era (1908-), behind Herb Score (149) and Danny Salazar (125)...Saved his best for last, working 6.0 shutout innings on Sept. 26 at CWS, allowing just two hits while fanning nine...Was just the third start in the Play Index era with 6.0IP shutout IP, two-or-fewer hits and least nine SO (Bauer 4/9-15 at HOU; Kluber 6/1/17 at OAK)...Among all A.L. pitchers in the second half, was sixth in the league in strikeouts per 9.0IP (9.6), seventh in walks per BB/9 (7th, 1.9), tied for seventh in wins and tied for eighth in SO (76 in 71.1IP).
- ◆ Fanned a then-career high nine Tigers hitters in the June 22 outing, becoming the first Indians pitcher since Luis Tiant in 1964 with six-or-more strikeouts in each of his first three career appearances...Earned his first career win in his second career start on June 17 vs. Minnesota (5.2IP, 11H, 1R/ER)...Made his Major League debut at Minnesota on May 31 (ND, 5.2IP, 8H, 4R/ER, 2HR, 1BB, 6K)...Became the first pitcher in Indians franchise history to make his Major League debut on his birthday.
- ◆ Began the year in AA Akron and was promoted to AAA Columbus on May 3...Combined between the two stops he was 6-1 with a 1.47 ERA in 13 starts (79.2IP, 56H, 13ER, 7BB, 77SO)...In his Minor League career has walked 19 batters in 277.0 IP (0.62BB/9IP)...At the time of his second recall on June 17 thru 12 starts, his 1.29 ERA was the fourth-lowest mark in the Minors...Tossed a 7-inning, rain-shortened no-hitter on May 25 at AAA Gwinnett (7.0IP, 0H, 0R, 0BB, 7SO)...His combined ERA of 1.29 was tops in the organization and fourth-lowest in all of Minor League Baseball.

AMERICAN LEAGUE ROOKIE PITCHING LEADERS INNINGS	
1. Ryan Yarbrough (TB)	147.1
2. Brad Keller (KC)	140.1
3. Jaime Barria (TB)	129.1
4. Shane Bieber (CLE)	114.2

WINS	
1. Ryan Yarbrough (TB)	16
2. Shane Bieber (CLE)	11
3. Jaime Barria (TB)	10
4. Brad Keller (KC)	9

STRIKEOUTS	
1. Ryan Yarbrough (TB)	128
2. Shane Bieber (CLE)	118
3. Domingo German (NYY)	102
4. Jamie Barria (TB)	98
5. Brad Keller (KC)	96

PRO CAREER

- ◆ **2017** Spent the season at three different affiliates, going a combined 10-5 with a 2.86 ERA in 28 starts (173.1IP, 185H, 55ER, 10BB, 162SO)...Led organization in innings pitched (173.1) and ranked second in ERA (2.86)...Averaged just 0.52 walks per 9.0IP for the year and had a strikeout-to-walk ratio of 16.2:1...Named pitcher with Best Control in the Indians Organization entering 2018 by **Baseball America**...Entered 2018 as the fifth-best prospect in the Indians system according to **BA & Baseball Prospectus**...Vaulted up to 99th overall prospect in the MLB overall top-100 according to **MLB.com** at the time of his Major League debut on 5/31/18.
- ◆ **2016** Spent first professional season pitching for Mahoning Valley in the New York-Penn League, finished one game short of qualifying for the league ERA title at 0.38.

PERSONAL/MISCELLANEOUS

Full name **SHANE ROBERT BIEBER**...Single...2013 graduate of Laguna Hills High School...Had an 8-4 record with a 1.40 ERA as a senior...Played in the 2013 Orange County All-Star Game in his senior year, was named Team MVP and made First Team All-League...Was a three-time scholar athlete...Pitched three seasons at UC Santa Barbara, going a combined 23-12 with a 2.73 ERA...In 2015, he was 8-4 with a 2.24 ERA, earning Second Team All-Big West Conference honors...In 2016, he went 12-4 with a 2.74 ERA and was named first team all-league...The 12 wins equaled the second most in school history...38 walks in 300.0 innings in college...Ace of UCSB's rotation that made its first trip to the College World Series in 2016...Started his team's first game of the Nashville Regional, the Louisville Super Regional and the CWS.

BIEBER'S FAVORITES	
Favorite Movie:	Wedding Crashers
Favorite Group/Artist:	Rebellion
Favorite Athlete Growing Up:	Ken Griffey, Jr.
Favorite Team Growing Up:	LA Angels
Person Who Has Most Influenced You:	My dad (Chris)
Favorite Thing Away From Baseball:	Go to the beach
Favorite TV Show:	The Office
Favorite Road City:	Chicago
Favorite Road Stadium:	Fenway Park
Favorite School Subject:	N/A!!

BIEBER'S CAREER GAME HIGHS	
K's: 11, September 11, 2018 at Tampa Bay; BB's: 3, September 11, 2018 at Tampa Bay; LONGEST START: 7.0IP, two times, last July 13, 2018 vs. New York-AL; WINNING STREAK: 4 games, June 17 - July 3, 2018; LOSING STREAK: 2 games, September 16-21, 2018 (active); LONGEST RELIEF: 4.2IP, September 21, 2018 vs. Boston; HR: 3, August 26, 2018 at Kansas City; SHORTEST START: 1.2IP, July 24, 2018 vs. Pittsburgh; CG: N/A; CG SHO: N/A; CAREER 10+ STRIKEOUT GAMES: 1, September 11, 2018 at Tampa Bay; LAST WIN: September 26, 2018 at Chicago-AL.	



BOBBY BRADLEY 79

Age: 22, born May 29, 1996 in Chicago, IL

Resides: Gulfport, MS **Position:** First Base

Bats: L **Throws:** R **Height:** 6-1 **Weight:** 225

ML Service (Options Remaining): 0 + 000 (3)

Contract Status: Signed thru 2019

Acquired: Selected by Cleveland in the 3rd round (97th overall) in the 2014 First-Year Player Draft.



@b_bradley_44

bbradley_44

YEAR	CLUB	AVG	G	AB	R	H	2B	3B	HR	RBI	SH	SF	HB	BB	SO	SB	CS	SLG	OBP	OPS	E
2014	AZL Indians	.361	39	155	#39	56	13	4	*8	*50	0	2	3	16	36	3	0	*.652	*.426	*1.078	6
2015	Lake County	.269	108	401	62	108	15	4	*27	*92	0	4	4	56	148	3	0	.529	.361	.890	17
	Lynchburg	.000	2	8	0	0	0	0	0	0	0	0	0	1	2	0	0	.000	.111	.111	0
2016	Lynchburg	.235	131	485	82	114	23	1	*29	*102	0	4	8	75	170	3	0	.466	.344	.810	13
2017	Akron	.251	131	467	66	117	25	3	23	89	1	5	4	55	122	3	3	.465	.331	.796	8
2018	Akron	.214	97	369	49	79	19	3	24	64	0	3	4	45	105	1	0	.477	.304	.781	10
	Columbus	.254	32	114	11	29	7	2	3	19	1	1	1	11	43	0	0	.430	.323	.753	2
Minor Lge. Totals		.252	540	1999	309	503	102	17	114	416	2	19	24	259	626	13	3	.491	.341	.832	56

CAREER TRANSACTIONS

2014 Selected by the Cleveland Indians in the 3rd round of the June draft. Signed 6/17.

2018 SEASON HIGHLIGHTS

- ◆ Split season between AA Akron and AAA Columbus, batting .224 (108-for-483) with 26 doubles, 5 triples, 27 homers and 83 RBI in 129 games (.308/.466/.774)...Led Indians minor league players in homers, RBI and slugging pct. (.466)...Has more homers (79) and RBI (274) than any Indians minor leaguer over the last three seasons.
- ◆ His season began slow, batting .114 (9-for-79) in April and was hitting .176 on June 2...Hit seven homers with at least 18 RBI over three consecutive months, May -July, before being promoted to AAA Columbus on Aug. 2...Batted .253 (24-for-95) in July for Akron with 7 HR, 18 RBI and an OPS of .888...Went 4-for-5 with two RBI in his third game for the Clippers on Aug. 4...Over his final 21 games in Columbus batted .292 (21-for-72) with 5 2B, 1 3B, 3 HR & 14 RBI... Combined on the year he batted .206 (28-for-136) with 4 HR, 28 RBI vs. LHP...Added to the 40-man roster on Nov. 20.

2019 PUBLICATION CLUB PROSPECT RANKINGS	
Baseball America	7th
MLB.com	7th

CAREER SNAPSHOT


- MILB.COM ORGANIZATION ALL-STAR**
2015: Cleveland (AL)
2017 & 2018: Cleveland (AL)
- BASEBALL AMERICA HIGH CLASS A ALL-STAR**
2016: Lynchburg (CAR)
- MOST VALUABLE PLAYER**
2014: AZL Indians (AZL)
2016: Lynchburg (CAR)
- POST-SEASON ALL-STAR**
2014: AZL Indians (AZL)
2016: Lynchburg (CAR)
- MID-SEASON ALL-STAR**
2016: Lynchburg (CAR)
- BASEBALL AMERICA LOW CLASS A ALL-STAR**
2015: Lake County (MID)
- BASEBALL AMERICA MINOR LEAGUE ALL-STAR**
2015: Lynchburg (CAR)
- BASEBALL AMERICA ROOKIE ALL-STAR**
2014: AZL Indians (AZL)

PRO CAREER

- ◆ **2017** Finished tied for the system lead with 89 RBI...Strikeouts decreased from 170 in 2016 to 122...Finished second in the Eastern League in RBI and sixth in HR...3HR/7RBI on 6/27 vs. Erie...Ranked 91st overall prospect in MLB according entering 2018 according to **ESPN's** Keith Law and consensus third overall prospect in the system.
- ◆ **2016** Named Carolina League MVP after leading the league in RBI (102) and HR (29)...Led Indians system in RBI; also ranked second in home runs and fourth in runs scored (82)...Named Best Power Hitter according to **Baseball America** (2017 and 2018).
- ◆ **2015** Led the Indians system and Midwest League with 27 homers, which were tied for ninth among all Minor Leaguers...Ranked third in the organization with 92 RBI...Ranked as the fourth-best 1B prospect in baseball by **MLB.com**, the fifth-best prospect and Best Power Hitter in system according to **Baseball America**...Named **MILB.com** Player of the Month for August (.337, 11HR, 38RBI).
- ◆ **2014** Named Arizona League MVP and won the league's triple crown (.361 avg, 8 HR, 50 RBI).

PERSONAL/MISCELLANEOUS

Full name **BOBBY BRADLEY**...Married, Newwae...Graduated from Harrison Central High School in Gulfport, MS in 2014... During his senior campaign he hit .340 (17-50) with 5 2B, 2 3B, 6 HR & 11 RBI in 22 games...Hit .567 (34/60) as a junior... Signed a national letter of intent to attend LSU during his senior year...He attended the same high school as LHP Greg Hibbard and OF Matt Lawton...Grew up a fan of the Boston Red Sox and David Ortiz.



CARLOS CARRASCO 59

Age: 32, born March 21, 1987 in Barquisimeto, VZ

Resides: Broadview Heights, OH Position: Pitcher

Bats: R Throws: R

Height: 6-4 Weight: 224

ML Service: 7 + 147

Contract Status: Signed thru 2022 with a club option 2023

Acquired: July 29, 2009; Acquired from the Philadelphia Phillies along with INF Jason Donald, RHP Jason Knapp & C Lou Marson in exchange for LHP Cliff Lee & OF Ben Francisco.



@Cookie_Carrasco

Cookie_Carrasco

		OPPONENTS																			
YEAR	CLUB	W-L	ERA	G	GS	CG	SHO	SV	IP	H	R	ER	HR	HB	BB	SO	WP	BK	AVG	SLG	OBP
2004	GCL Phillies	5-4	3.56	11	8	0	0	0	48.0	53	23	19	2	3	15	34	2	0	.276	.375	.338
2005	Batavia	0-3	13.50	4	4	0	0	0	15.1	29	25	23	8	2	5	12	3	1	.392	.878	.439
	GCL Phillies	0-0	1.80	2	2	0	0	0	5.0	3	1	1	0	2	1	2	0	1	.176	.176	.300
	Lakewood	1-7	7.04	13	13	1	0	0	62.2	78	50	49	11	9	28	46	1	1	.302	.519	.387
2006	Lakewood	12-6	2.26	26	26	2	0	0	159.1	103	50	40	6	9	65	159	12	2	.182	.256	.276
	Clearwater	6-2	2.84	12	12	1	1	0	69.2	49	22	22	8	6	22	53	2	0	.199	.366	.280
2007	Reading	6-4	4.86	14	13	1	1	0	70.1	65	42	38	9	5	46	49	0	2	.247	.411	.365
	Reading	7-7	4.32	20	19	1	0	0	114.2	109	58	55	13	6	45	109	8	1	.254	.413	.331
	Lehigh Valley	2-2	1.72	6	6	0	0	0	36.2	37	15	7	1	1	13	46	2	1	.250	.304	.313
2009	Lehigh Valley	6-9	5.18	20	20	0	0	0	114.2	118	73	66	14	7	38	*112	3	0	.262	.424	.328
	Columbus	5-1	3.19	6	6	0	0	0	42.1	31	18	15	3	0	7	*36	2	0	.196	.348	.229
	CLEVELAND	0-4	8.87	5	5	0	0	0	22.1	40	23	22	6	0	11	11	0	1	.400	.670	.455
2010	Columbus	10-6	3.65	25	25	0	0	0	150.1	139	69	61	16	7	46	133	1	0	.250	.408	.313
	CLEVELAND	2-2	3.83	7	7	1	0	0	44.2	47	20	19	6	1	14	38	1	0	.276	.482	.333
2011	CLEVELAND	8-9	4.62	21	21	1	0	0	124.2	130	68	64	15	4	40	85	3	0	.270	.427	.326
	Akron	0-0	9.82	1	1	0	0	0	3.2	4	4	4	1	1	3	3	1	0	.267	.533	.421
2012	CLEVELAND	---INJURED , DID NOT PITCH---																			
2013	CLEVELAND	1-4	6.75	15	7	0	0	0	46.2	64	36	35	4	1	18	30	2	0	.330	.479	.384
	Columbus	3-1	3.14	16	14	0	0	1	71.2	59	31	25	6	6	21	79	1	0	.221	.348	.292
2014	CLEVELAND	8-7	2.55	40	14	1	1	1	134.0	103	40	38	7	3	29	140	4	0	.209	.287	.256
2015	CLEVELAND	14-12	3.63	30	30	3	1	0	183.2	154	75	74	18	5	43	216	5	0	.228	.369	.277
2016	CLEVELAND	11-8	3.32	25	25	1	1	0	146.1	134	64	54	21	3	34	150	4	1	.240	.425	.286
	Akron	0-0	2.25	1	1	0	0	0	4.0	7	2	1	1	0	1	6	1	0	.412	.588	.444
2017	CLEVELAND	#18-6	3.29	32	32	1	0	0	200.0	173	73	73	21	10	46	226	10	0	.235	.386	.287
2018	CLEVELAND	17-10	3.38	32	30	#2	0	0	192.0	173	78	72	21	6	43	231	9	0	.238	.384	.285
	Akron	0-0	0.00	1	1	0	0	0	4.0	1	0	0	0	1	1	4	0	0	.091	.091	.231
Minor Lge. Totals		63-52	3.94	178	171	6	2	1	972.1	885	483	426	99	65	357	883	39	9	.241	.369	.318
CLEVELAND TOTALS		79-62	3.71	207	171	10	3	1	1094.1	1018	477	451	119	33	278	1127	38	2	.246	.396	.297
American League		79-62	3.71	207	171	10	3	1	1094.1	1018	477	451	119	33	278	1127	38	2	.246	.396	.297
National League		--	--	--	--	--	--	--	--	--	--	--	--	--	--	--	--	--	--	--	--
M.L. TOTALS		79-62	3.71	207	171	10	3	1	1094.1	1018	477	451	119	33	278	1127	38	2	.246	.396	.297

CAREER TRANSACTIONS

- 2003 Signed by the Philadelphia Phillies as a free agent, 11/25.
- 2009 Acquired by the Cleveland Indians, along with Jason Donald, Jason Knapp and Lou Marson, from the Phillies in exchange for Cliff Lee and Ben Francisco, 7/29.
- 2011 DL - right elbow inflammation, 4/25-5/10...rehab at AA Akron, 5/6-10.
- 2011 DL - right elbow surgery, 8/4-remainder of season.
- 2012 DL - rehab from 2011 right elbow surgery, 3/15-remainder of season.
- 2015 DL - right shoulder inflammation, 8/22-9/7.
- 2016 DL - left hamstring strain, 4/25-6/1...rehab AA Akron, 5/28.
- 2016 DL - right hand fracture, 9/30-remainder.
- 2018 DL - right elbow contusion, 6/17-7/5...rehab AA Akron, 6/30.

POSTSEASON PITCHING RECORD

YEAR	CLUB	W-L	ERA	G	GS	CG	SHO	SV	IP	H	R	ER	HR	HB	BB	SO	WP	BK
2017	CLE (ALDS vNYY)	0-0	0.00	1	1	0	0	0	5.2	3	0	0	0	1	3	7	0	0
2018	CLE (ALDS vHOU)	0-1	3.38	1	1	0	0	0	5.1	6	2	2	0	0	1	3	0	0
TOTALS		0-1	1.64	2	2	0	0	0	11.0	9	2	2	0	1	4	10	0	0

FIELDING BY POSITION

2018							CAREER						
PCT	G	PO	A	E	TC	DP	PCT	G	PO	A	E	TC	DP
1.000	32	8	18	0	26	5	.971	207	47	119	5	171	9

PITCHERS HITTING

2018					CAREER				
AVG	AB	H	HR	RBI	AVG	AB	H	HR	RBI
.250	4	1	0	1	.125	16	2	0	1

2018 SEASON HIGHLIGHTS

- ◆ Enjoyed another outstanding season in the Indians rotation, ending the season as arguably the best starting pitcher on the ballclub... Topped the 200-strikeout plateau for the third time in the last four seasons, striking out a career-best and team-high 231 batters (fourth-highest total in the A.L.)... He is just the fifth player in Indians franchise history to reach the milestone in three-or-more seasons (with McDowell, Feller, Kluber and G. Perry).
- ◆ Had a tremendous second half, going 6-5 with a 2.52 ERA in 14 games/13 starts (89.1IP, 76H, 25ER, 20BB, 119SO, .225 avg).... Among A.L. pitchers, posted the fourth-lowest ERA after the break and ranked first in innings and strikeouts, fourth in SO per 9.0IP (12.0) and fifth in on-base pct. allowed (.269)...Was second in MLB in second-half strikeouts and innings pitched behind Jacob deGrom (120, 93.2IP).
- ◆ Season nearly took a disastrous turn on June 16 vs. Minnesota after being struck in the right elbow on a line drive off the bat of Joe Mauer to start the second inning...X-rays and bone scans only reported a contused elbow...Was on the 10-day D.L., June 17-July 5, and made a rehab start on June 30 at AA Akron.... Following his July 5 return, Carlos posted a 9-5 mark with a 2.59 ERA (29ER/100.2IP) in 15 starts (17 appearances)...Season was off to a pedestrian start, posting a 4.50 ERA thru his first 12 starts as of June 1 (38ER/76.0IP).
- ◆ Tossed his ninth career complete game on April 11 vs. Detroit, a 9.0 inning, three-hitter...Tossed his second CG on May 9 at Milwaukee (9.0IP, 5H, 2R/ER, season-high 14 SO)...Also struck out a season-high 14 batters on September 7 at Toronto, which both represented single-game bests for any Indians starting pitcher in 2018.
- ◆ His penultimate appearance of the season came in relief on Sept. 25 at Chicago-AL, fanning a club season-best and career relief-high 8 strikeouts (3ER, 4.1IP), the most relief SO by an Indian since Kaz Tadano (9, 6/26/2004 vs. Colorado)...In his final start on Sept. 30, he recorded his 17th win in the 2-1, season-finale at Kansas City (1ER/5.0IP)... Also notched a win in 2018 relief debut on July 15 vs. NYY.
- ◆ Earned his 10th win of the season on July 11 vs. Cincinnati, struck out seven batters and recorded his 1,000th career punchout (12th pitcher with 1,000 strikeouts in an Indians uniform)...Also topped the 1000.0 inning plateau during the campaign and now ranks ninth in club history in career strikeouts (1127) and owns the second-highest SO per 9.0 inning ratio in club history (min. 1000 IP) at 9.27, trailing only Corey Kluber's 9.81... After recording seven double-digit strikeout games in 2018, now has 22 in his Indians career (sixth-most in club history).
- ◆ Went 7-5 with a 2.46 ERA in 16 games/15 starts vs. the A.L. Central (25ER/91.1IP)... Carrasco owns a 2.66 ERA on the road since the start of 2015, marking the third-lowest ERA in MLB over that span behind Clayton Kershaw (2.47) and Max Scherzer (2.49)... Allowed 18 steals, tied for eighth-most allowed in the league...Signed a two-year extension thru 2022 on Dec. 6.

C TRIBE TIDBITS

Formed the Carlos Carrasco Foundation in 2015 and over the course of the last 3-plus years he and his family have raised nearly \$2.7 million, primarily sending medical supplies to his native Venezuela, the Dominican Republic and Puerto Rico...Has donated thousands of books via his book drive in Cleveland and in his offseason home of Tampa, he helps to feed and cloth immigrants from Venezuela.

Recently visited Colombia to aid, feed and clothe native Venezuelans displaced from the recent unrest.

Starting when he was four years old, his mom (Maria) took him to all his camps, practices and games while his dad worked 3-4 months at a time transporting goods around VZ for a local shipping company.

CAREER SNAPSHOT

FUTURES GAME SELECTION

- 2006: Lakewood (SAL)
- 2007: Reading (EAS)
- 2008: Reading (EAS)

BASEBALL AMERICA LOW CLASS A ALL-STAR

- 2006: Lakewood (SAL)

MID-SEASON ALL-STAR

- 2006: Lakewood (SAL)
- 2007: Clearwater (FSL)
- 2008: Reading (EAS)

POST-SEASON ALL-STAR

- 2006: Lakewood (SAL)

FWAR LEADERS, 2018 A.L. (Fangraphs.com)

1. Justin Verlander (HOU) 6.8
2. Chris Sale (BOS) 6.5
3. Gerrit Cole (HOU) 6.3
4. **Trevor Bauer (CLE) 6.1**
5. Luis Severino (NYY) 5.7
6. **Corey Kluber (CLE) 5.6**
7. **Carlos Carrasco (CLE) 5.3**

FWAR LEADERS, 2015-18 MLB (Fangraphs.com)

1. Max Scherzer 25.5
2. Chris Sale 25.3
3. **Corey Kluber 23.6**
4. Clayton Kershaw 23.2
5. Jacob deGrom 21.4
6. Justin Verlander 19.0
7. **Carlos Carrasco 18.2**
8. Gerrit Cole 17.5

LOWEST ERA, 2018 SECOND HALF, A.L.

1. Blake Snell (TB) 1.17
 2. David Price (BOS) 2.25
 3. **Mike Clevinger (CLE) 2.31**
 4. **Carlos Carrasco (CLE) 2.52**
 5. J.A. Happ (TOR/NYY) 2.62
- +Minimum 60.0 innings

PRO CAREER

- ◆ **2017** Had an outstanding season, collecting career-bests in wins, starts, innings pitched and strikeouts, finishing in the top-10 in the American League in wins, innings and strikeouts, becoming the seventh pitcher in club history to record at least 18 wins with at least 225 strikeouts and a sub-3.30 ERA...Notched his 200th inning in his final start of the year, an 8.1-inning, 14-strikeout performance on 9/28 vs. Minnesota, the second-highest strikeout total of his career and a single-game season-high for the campaign...His 2017 effort earned him a fourth place finish in the A.L. Cy Young voting...Along with Corey Kluber, became the first set of teammates since the 2001-02 Arizona Diamondbacks (Randy Johnson/Curt Schilling) to accumulate at least 18 wins and 220 strikeouts within the same season...The duo also joined the 1973 Angels (Nolan Ryan/Bill Singer), 1971-72 Tigers (Mickey Lolich/Joe Coleman), the 1965 Phillies (Jim Bunning/Chris Short) and 1963-64 Dodgers (Don Drysdale/Sandy Koufax)...Earned the lowest April ERA (2.04, 8ER/35.1IP; min. 30.0IP) for an Indians starter since Cliff Lee sported a 0.96 April ERA in his 2008 Cy Young campaign...Went 11-3 with a 2.65 ERA (31ER/105.1IP) in 17 road starts, the most road wins by an Indians pitcher since Lee went 12-3 in 2008 Cy Young campaign...Carrasco reached the 200 strikeout milestone for the second time in his Major League career (also 2015)...Carrasco is just the eighth pitcher in Indians franchise history to record multiple seasons of 200+ strikeouts (McDowell, Feller, Kluber, G. Perry, Colon, Tiant, Score)...Had five double-digit strikeout performances on the year and now has 15 for his career.
- ◆ **2016** Limited to 25 starts due to injuries in April and September that ended his season two weeks early and forced him from his first Postseason opportunity...At time of his last start on 9/17 vs. Detroit (two pitches), he was 10th in the A.L. in ERA (3.32), eighth in strikeout/walk ratio (4.41) and on-base pct. allowed (.286)...Was forced from his final start on 9/17 vs. Detroit after Ian Kinsler's line drive to lead off the game broke the fifth metacarpal on his right hand (shortest start of his career and shortest-ever by an Indian in the era of pitch counts, two)...Strained left hamstring covering first base in Detroit on 4/24...Was placed on the 15-day disabled list, activated 38 days later prior to his start vs. KC on 6/2...Recorded five-or-more strikeouts in 21 straight games from 6/13/15-4/19/16, the second-longest active streak in the majors at the time and the second-longest such streak in Indians history behind Bob Feller's record of 28 consecutive games (9/9/45-7/20/46)...Fanned a season-high 14 batters (second-highest game total of his career) on 6/30 at Toronto, one shy of his career-high 15 punchouts on 9/25/15 at KC...Marked just the third time since 1913 an Indians pitcher fanned 14 in fewer than 8.0IP or work (7.1IP, 3H, 1R/ER, 2BB), joining Corey Kluber (2014) and Sam McDowell (1966).
- ◆ **2015** Spent his first full season in the Indians rotation...Finished the season with 216 strikeouts (tied for ninth in MLB, tied for fifth in A.L.), surpassing 200 strikeouts in a single season for the first time in his career...Finished the season recording 5+ K's in 18 straight contests, the longest such streak by an Indians pitcher in a single season since Bob Feller did so in 23 straight contests in 1946...Was placed on the 15-day disabled list from 8/26-9/8 (retroactive to 8/22) with right shoulder inflammation...In his penultimate start, Carrasco earned his team-leading 14th win of the year with a one-hit shutout at Kansas City on 9/25...Carried a no-hitter into the 7th inning and finished with a career-high 15 strikeouts in his sixth career complete game (9.0IP, 1H, 0R, 2BB, 15SO, 113 pitches/78 strikes)...According to **Elias**, Carrasco became the first pitcher in Cleveland history to toss a one-hit shutout with 15+ K's...Also became just the third pitcher in franchise history to record 15+ K's in a shutout, joining Sonny Siebert (15 K's) in 1965 and Luis Tiant (19 K's, 10.0IP) in 1968...Came a strike away of his first career no-hitter on 7/1 at Tampa Bay...The right-hander struck out a then career-high 13 batters in the 8-1 victory, losing a perfect game bid in the 7th inning and the no-hitter on an 0-2 pitch to Joey Butler, who lined a single into right field with two outs in the 9th inning (8.2IP, 1H, 1R/ER, 2BB, 13SO, 124P/83K)...According to **SABR's** Stew Thornley, it marked the first Cleveland no-hit bid to get broken up with two outs in the 9th since July 4, 1954 (Early Wynn)...Carrasco logged 9.0 innings in consecutive outings from 7/30-8/4, working a CG in a 7/30 win at Oakland (2H, 1R/ER, 1BB, 7SO), and registering 9.0 scoreless innings in a 12-inning victory at Los Angeles-AL on 8/4 (1H, 0R, 1BB, 7SO)...Became the first A.L. starter to toss at least 9.0 innings while allowing two-or-fewer hits in consecutive starts since Oakland's Bobby Witt on 6/23-28/1994 - the first pitcher to pull the trick for Cleveland since Sam McDowell on 5/29-6/2/70.

INDIANS HISTORY
CAREER STRIKEOUTS

1. Bob Feller	2581
2. Sam McDowell	2159
3. Corey Kluber	1423
4. Bob Lemon	1277
Early Wynn	1277
6. CC Sabathia	1265
7. Charles Nagy	1235
8. Mel Harder	1161
9. Carlos Carrasco	1127

STRIKEOUTS/9.0 IP+

1. Corey Kluber	9.81
2. Carlos Carrasco	9.27
3. Sam McDowell	9.21
4. Luis Tiant	7.81
5. Bartolo Colon	7.63
min 1000 career innings w/CLE	

MOST 10+ STRIKEOUT GAMES,
INDIANS PITCHERS, Club Hist.

1. Sam McDowell	74
2. Bob Feller	51
3. Corey Kluber	46
4. Herb Score	26
5. Luis Tiant	24
6. Carlos Carrasco	22

CAREER LEAGUE LEADERS
bWAR for Pitchers

2014 AL 4.1 (10th)
2017 AL 5.5 (5th)

ERA

2017 AL 3.29 (6th)
2018 AL 3.38 (8th)

Wins

2015 AL 14 (8th)
2017 AL 18 (1st)
2018 AL 17 (4th)

Walks & Hits per IP

2015 AL 1.073 (4th)
2017 AL 1.095 (4th)
2018 AL 1.125 (6th)

Strikeouts

2015 AL 216 (5th)
2017 AL 226 (5th)
2018 AL 231 (4th)

Strikeouts per 9 IP

2015 AL 10.584 (3rd)
2017 AL 10.170 (5th)
2018 AL 10.828 (6th)

Hits per 9 IP

2015 AL 7.546 (5th)
2017 AL 7.785 (7th)

Innings Pitched

2017 AL 200.0 (8th)
2018 AL 192.0 (9th)

Strikeouts / Base On Balls

2015 AL 5.023 (3rd)
2017 AL 4.913 (3rd)
2018 AL 5.372 (3rd)
Active 4.054 (7th)

F.I.P.

2015 AL 2.84 (3rd)
2017 AL 3.10 (4th)
2018 AL 2.94 (4th)
Active 3.33 (8th)

Home Runs per 9 IP

2017 AL 0.945 (5th)
2018 AL 0.984 (9th)

◆ **2014** Split the season between the rotation and bullpen and was the most dominant pitcher in the American League over the last two months of the season...Was in the starting rotation out of spring training, April 5-25 (0-3, 6.95 ERA, 17ER/22.0IP), and ended the season there with 10 dominant starts from 8/10-9/27, going 5-3 with a 1.30 ERA to end the season (69.0IP, 45H, 10ER, 1BB, 78K)...Became the first Indians pitcher since 1991 (Rod Nichols) to post a save and a shutout within the same season...Earned his first professional save on 6/16 vs. the LA Angels...Over his last 16 relief outings (6/10-8/5) his ERA was 1.23 (26.0IP, 21H, 6ER)...Recorded scoreless starts on 8/10 and 8/16 vs. Baltimore (7.0IP) and did not allow a run over 16.0 straight IP from 8/10-22...Dating back to 1900, Carrasco became just the third pitcher in Major League Baseball to post back-to-back shutout victories immediately following a streak of 15 or more starts without a win...Recorded his first career shutout (3rd career CG, first w/9.0 IP) in his start of 9/17 at Houston, holding the Astros to a pair of infield singles and one walk while registering a single-game career-high 12 strikeouts on 98 pitches...Joined Sandy Koufax as just the second pitcher to record a shutout on 98-or-fewer pitches while also tallying 12+K's, who did it in a 3-0 no-hitter on June 4, 1964 at Philadelphia... Marked just the third time in Cleveland franchise history for an Indians hurler to allow 2-or-fewer hits and record 12+ strikeouts in a road shutout, as Carrasco joined Bob Feller (7/12/40 at Philadelphia-AL) and Bartolo Colón (9/18/00 at New York-AL)... Paired with Kluber's (2BB/14K) effort the previous night, Carrasco's outing cemented just the fourth instance in MLB history for an A.L. team to get consecutive starts of at least 12 K's and two-or-fewer walks - the second in Cleveland franchise history (*Elias*).

CLEVELAND INDIANS	
18 wins/Sub-3.30 ERA/225 SO	
Corey Kluber (2017)	2.27/262/18
Carlos Carrasco (2017)	3.29/226/18
Corey Kluber (2016)	3.14/227/18
Corey Kluber (2014)	2.44/269/18
Gaylord Perry (1972)	1.92/234/24
Sam McDowell (1970)	2.92/304/20
Sam McDowell (1969)	2.94/279/18
Luis Tiant (1968)	1.60/264/21
Herb Score (1956)	2.53/263/20
Bob Feller (1946)	2.18/348/26
Bob Feller (1941)	3.15/260/25
Bob Feller (1940)	2.61/261/27
Bob Feller (1939)	2.85/246/24

◆ **2013** Began the year as the club's 5th starter and opened the year by serving a 6-game suspension dating back to 2011 before making his first big league start since August 2011 on 4/9 vs. NYY (L, 3.2IP, 7H, 7R/ER, 2HR)...Was ejected from that start in the 4th inning after hitting Kevin Youkilis after a Robinson Cano HR and later suspended by MLB for another seven games.

2017 AMERICAN LEAGUE CY YOUNG VOTING				
Pitcher (Team)	1st	2nd	3rd	PTS
1. Corey Kluber (CLE)	28	2	-	204
2. Chris Sale (BOS)	2	28	-	126
3. Luis Severino (NYY)	-	-	20	73
4. Carlos Carrasco (CLE)	-	-	1	43

◆ **2012** Spent the entire season rehabbing from right elbow reconstruction in September of 2012.

CLEVELAND INDIANS PITCHERS	
ERA's UNDER 2.55, 1970-2014 (min 130IP)	
Pitcher (Year)	ERA (IP/ER)
1. Corey Kluber (2014)	2.44 (235.2/64)
2. Carlos Carrasco (2014)	2.55 (134.0/38)
3. Cliff Lee (2008)	2.54 (223.1/63)
4. Dan Spillner (1982)	2.49 (133.2/37)
5. Sid Monge (1979)	2.40 (131.0/35)
6. Gaylord Perry (1974)	2.51 (322.1/90)
7. Gaylord Perry (1972)	1.92 (342.2/73)

◆ **2011** Elbow injury ended his season in early August... Was on the D.L. from 4/25-5/10 with right elbow inflammation...Did not allow a run over 21.1 IP from 6/7-18, season-long by an Indians pitcher in 2011 and career-high...Suspended by MLB for 6 games on 8/1, a suspension he served in 2013...Missed the remainder of the season and underwent reconstructive right elbow surgery in New York City (Dr. David Altchek) on 9/21.

◆ **2010** Had a very productive year between AAA Columbus and Cleveland, making seven Major League starts in September/October, going at least 6.0IP in all seven starts with six quality starts in a row in September...Picked up his first Major League win in start of 9/17 in KC...Named the No. 7 prospect in the Indians organization entering the season by *Baseball America*.

◆ **2009** Spent the regular season at the Triple-A level before making the first five starts of his big league career in September...Entered the season as the No. 2 prospect in the Phillies organization according to *BA* and 52nd overall minor league prospect by *BA*... Led International League in SO (148), second in innings pitched (157.0).

CARRASCO'S FAVORITES	
Favorite Movie:	Gladiator
Favorite Group/Artist:	Country music
Favorite Athlete Growing Up:	Pedro Martinez
Biggest Influence:	My family
Favorite Road City:	New York City
Favorite Road Stadium:	Kauffman
Favorite TV Show:	Discovery Channel

◆ **2007** Rated as the top prospect in Phillies minor league system (*BA*).

◆ **2006** Won the Paul Owens Award as best pitcher in the Phillies MiLB system.

PERSONAL/MISCELLANEOUS

Full name **CARLOS LUIS CARRASCO**...Married, Karelis...Two daughters, Camila Valentina (3/4/11) and Emma Victoria (3/29/15), three sons, Noah, Lucas and Elias... Attended Liceo Federico Carmona High School...Was the club's 2015, 2016, 2017-2018 Roberto Clemente Award nominee, spending hours donating time to Esperanza, visiting and donating books to Luis Munoz Marin School in Cleveland, Oberlin College and Indians Baseball Camps...Also collected thousands of books through the United Way Stuff The Bus initiative, as well as collecting food items for the Step Up To The Plate Campaign... Started the Carlos Carrasco Foundation in 2016 with the mission of giving young children a strong foundation for life-long success (has collected over 12,500 books for children)...Foundation is very active in Tampa, Cleveland and his native Venezuela (carloscarrascofoundation.org)...Regular TribeFest participant...On Aug. 4, 2016 the Venezuelan-born Carrasco announced, via Twitter, that he passed his United States citizenship test.

CARRASCO'S CAREER GAME HIGHS	
One-Hitter: September 25, 2015 @KC;	Two-Hitter: two times, last July 30, 2015 @OAK;
Three-Hitter: two times, last April 11, 2018 vs. DET;	K's (starter): 15, September 25, 2015 @KC;
K's (relief): 5, two times, last August 5, 2014 vs. CIN;	BB's (starter): 5, April 16, 2017 vs. DET;
BB's (relief): 3, August 9, 2013 vs. LAA;	LONGEST START: 9.0IP, eight times, last May 9, 2018 @MIL;
LONGEST RELIEF: 5.0IP, August 9, 2013 vs. LAA;	WINNING STREAK: 6 games, August 27 - September 28, 2017 (active);
LOSING STREAK: 9 games, July 5, 2011-July 6, 2013;	HR: 3, 3x, April 6, 2016 vs. Boston;
SHORTEST START: 0.0IP, two times, last September 17, 2016 vs. DET (broken finger);	CG: 10, last May 9, 2018 @MIL;
CG SHO: 3, last June 25, 2016 @DET;	CAREER 10+ STRIKEOUT GAMES: 22, last September 19, 2018 vs. CWS (11).



YU CHANG 75

Age: 23, born August 18, 1995 in Taitung, Taiwan

yuc_chang

Resides: Taitung, Taiwan Position: Infielder

Bats: R Throws: R Height: 6-1 Weight: 180

ML Service (Options Remaining): 0 + 000 (2)

Contract Status: Signed thru 2019

Acquired: June 3, 2013; Signed by the Cleveland Indians as a non-drafted free agent.

YEAR	CLUB	AVG	G	AB	R	H	2B	3B	HR	RBI	SH	SF	HB	BB	SO	SB	CS	SLG	OBP	OPS	E
2014	AZL Indians	.346	42	159	39	55	9	4	6	25	0	1	3	18	28	6	1	.566	.420	.986	9
2015	Lake County	.232	105	393	52	91	16	4	9	52	7	4	9	27	103	5	6	.361	.293	.655	25
2016	Lynchburg	.259	109	417	78	108	30	8	13	70	4	7	4	45	110	11	3	.463	.332	.795	17
2017	Akron	.220	126	440	72	97	24	5	24	66	2	5	9	52	134	11	4	.461	.312	.774	25
2018	Columbus	.256	127	457	56	117	28	2	13	62	3	5	9	44	144	4	3	.411	.330	.741	12
Minor Lge. Totals		.251	509	1866	297	468	107	23	65	275	16	22	34	186	519	37	17	.437	.326	.763	88

CAREER TRANSACTIONS

2013 Signed as a Free Agent with the Cleveland Indians, 6/3.

2018 SEASON HIGHLIGHTS

- ◆ Spent entire season in Triple-A Columbus, collecting career-bests in games (127) and hits (117) despite being 4.5 years younger than the International League average during his age-22 season...Was an International League Mid-Season All-Star...Was tied for seventh in the league in doubles (28), which were also tied for the fifth highest mark in the Indians system...Best month was July, batting .274 (23-for-84) with 5 2B, 2 3B, 3 HR & 14 RBI in 24 games (.880 OPS)...Appeared in 94 games at shortstop, 23 games at third base and nine games at second base...Batted in each spot in order with exception of first and ninth...Hit .292 (42-for-144) with 10 2B, 4 HR and a .798 OPS with RISP.
- ◆ Batted .337 (29-for-86) for Glendale in Arizona Fall League after season (4 2B, 4 HR, 17 RBI, .919 OPS) and was named to Fall Stars Game in addition to All-Prospect's team...Was tied for sixth in RBI and 10th in average...Strung together eight multi-hit efforts over 12 games...Also tied for third in total bases (45) and fourth in hits (29).

2019 PUBLICATION CLUB PROSPECT RANKINGS
MLB.com 6th

CAREER SNAPSHOT

MILB ORGANIZATIONAL ALL-STAR

2018: Cleveland (AL)

MID-SEASON ALL-STAR

2016: Lynchburg (CAR)

2017: Akron (EAS)

2018: Columbus (INT)

POST-SEASON ALL-STAR

2014: AZL Indians (AZL)

2016: Lynchburg (CAR)

PLAYER OF THE WEEK

6/5/2016: Lynchburg (CAR)

BASEBALL AMERICA ROOKIE ALL-STAR

2014: AZL Indians (AZL)

PRO CAREER

- ◆ **2017** Spent the entire season in AA Akron, tallied 24 homers and 66 RBI, both of which were second-most among Akron's offense...Chang led the team in runs scored (72), while ranking second in walks (52), third in doubles (24) and fourth in hits (97)...His 24 home runs marked a single-season career-high, 11 more than his previous high of 13 in 2016 and were the fourth-most among Indians minor leaguers...He also ranked among organizational leaders in runs scored (T2nd) and RBI (5th)...Ranked fifth in the Eastern League in homers and tied for fourth in runs and was a Mid-Season Eastern League All-Star...Led all Minor League shortstops in homers...Hit .204 (32/157) in the second half...Added to the 40-man roster on 11/20
- ◆ **2016** Finished 5th among all Indians minor leaguers in runs (78)...Named CL Midseason & Postseason All-Star...Named 11th-best prospect in the system entering 2017 by **MLB.com**.
- ◆ **2014** Ranked second in the Arizona League with a .986 OPS, third in average (.346) and fourth in OBP (.420)...Ranked 13th-best Indians' prospect and 12th-best player in the AZL (**Baseball America**)...Named to **Baseball America** Rookie All-Star team and AZL Postseason All-Star squad.

PERSONAL/MISCELLANEOUS

Full name **YU-CHENG CHANG**....Wife, Ling...Signed by Jason Lynn and Allen Lin.



SHAO-CHING CHIANG

74

SPRING INVITEE

Age: 25, born November 10, 1993 in Hualien, Taiwan

Resides: Hualien, Taiwan **Position:** Pitcher

Bats: R **Throws:** R **Height:** 6-0 **Weight:** 185

ML Service: 0 + 000

Contract Status: Signed thru 2019

Acquired: September 23, 2011; Signed by the Cleveland Indians as a non-drafted free agent.

		OPPONENTS																			
YEAR	CLUB	W-L	ERA	G	GS	CG	SHO	SV	IP	H	R	ER	HR	HB	BB	SO	WP	BK	AVG	SLG	OBP
2012	AZL Indians	0-0	9.00	1	1	0	0	0	1.0	2	1	1	0	0	0	0	0	0	.500	1.000	.500
2013	AZL Indians	0-0	0.00	1	0	0	0	0	1.0	0	0	0	0	0	0	0	0	0	.000	.000	.000
2014	AZL Indians	4-2	4.53	10	8	0	0	0	45.2	45	26	23	1	2	3	34	4	0	.260	.335	.278
2015	Mahoning Valley	3-2	3.92	9	8	0	0	0	41.1	39	24	18	3	3	7	18	1	1	.241	.364	.278
2016	Lake County	8-12	3.96	27	#27	1	0	0	152.1	149	73	67	13	15	26	92	3	2	.258	.403	.305
2017	Lynchburg	8-8	3.67	19	19	2	1	0	122.2	122	61	50	12	8	22	81	3	1	.261	.412	.304
	Akron	1-2	6.61	6	6	0	0	0	32.2	43	24	24	4	3	11	20	3	0	.314	.511	.375
2018	Akron	5-2	2.90	12	12	0	0	0	71.1	65	25	23	6	3	13	54	6	0	.243	.384	.284
	Columbus	4-5	5.01	13	11	0	0	0	64.2	69	38	36	7	2	11	39	4	0	.271	.427	.303
Minor Lge. Totals		33-33	4.09	98	92	3	1	0	532.2	534	272	242	46	36	93	338	24	4	.261	.405	.302

WORLD BASEBALL CLASSIC PITCHING RECORD

YEAR	CLUB	W-L	ERA	G	GS	CG	SHO	SV	IP	H	R	ER	HR	HB	BB	SO	WP	BK
2017	Team Taiwan	0-0	2.08	1	0	0	0	0	4.1	5	1	1	0	0	0	0	0	

CAREER TRANSACTIONS

2011 Signed by Cleveland as a non-drafted free agent, 9/23.

2018 SEASON HIGHLIGHTS

◆ Started the year at Double A Akron, going at least 5.0 innings in 11 of his 12 starts...Was 2-0 with a 1.29 ERA over his first five starts thru May 2 (4ER/28 IP)...Over his last three starts for Akron he posted an ERA of 1.93 (4ER/18.2IP)...Promoted to AAA Columbus on June 11 and was on the 7-day Disabled List, August 19-Sept. 1, with right shoulder inflammation... Combined on the year he went 9-7 with a 3.90 ERA in 25 games/23 starts (59ER/136.0IP, .256 AVG) and walked just 24 batters on the year (1.6BB per 9.0 innings).

PRO CAREER

◆ **2017** Threw no-hitter on 7/29 (9.0IP, HB, BB, 7SO, 106 pitches) vs. Winston-Salem, his final start for Lynchburg...Named Carolina League Pitcher of the Week, 7/24-30, after the no-hitter...Also named Carolina League Mid-Season All-Star after going 7-4, 3.36 ERA (80.1IP/30ER) in 12 first-half starts...Tied for second in Carolina League with two complete games... Promoted to Akron on 8/4 and finished season going 1-2 with a 6.61 ERA in six starts for RubberDucks...Combined 9-10 with a 4.29 ERA in 25 starts on the year (74ER/155.1IP).

◆ **2016** Finished tied for first in the Midwest League in starts (27) and second in innings pitched (152.1 IP) while pitching the entire season in A Lake County (1.54 walks per 9.0 IP).

◆ **2013** Was limited to just one appearance due to a right shoulder injury.

◆ **2012** Missed time due to right ulnar collateral ligament sprain and had surgery to repair the damage on 9/5.

PERSONAL/MISCELLANEOUS

Full name **SHAO-CHING CHIANG (chow/shào-ching zhang)**...Pitched for Chinese Taipei at the 2014 Asian Games in South Korea, winning a silver medal...Appeared in the 2017 World Baseball Classic, pitching 4.1 innings in one relief appearance against the Netherlands on March 8 (50 pitches).



LI-JEN CHU 69

SPRING INVITEE

Age: 25, born March 13, 1994 in Taichung, Taiwan

Resides: Taichung, Taiwan **Position:** Catcher

Bats: R **Throws:** R **Height:** 5-11 **Weight:** 200

ML Service: 0 + 000

Contract Status: Signed thru 2019

Acquired: November 29, 2012; Signed by the Cleveland Indians as a non-drafted free agent.

YEAR	CLUB	AVG	G	AB	R	H	2B	3B	HR	RBI	SH	SF	HB	BB	SO	SB	CS	SLG	OBP	OPS	E
2014	AZL Indians	.348	29	89	22	31	13	0	3	19	1	0	2	11	18	0	0	.596	.431	1.027	5
2015	Mahoning Valley	.200	25	95	14	19	4	2	2	17	0	1	2	6	20	0	1	.347	.260	.607	2
2016	AZL Indians	.500	10	34	11	17	6	1	1	7	0	0	2	3	6	1	0	.824	.564	1.388	0
	Lake County	.245	26	94	8	23	7	0	1	6	0	1	1	4	27	0	0	.351	.280	.631	0
2017	Lake County	.269	125	465	57	125	22	0	17	67	1	2	10	40	91	0	0	.426	.338	.764	7
2018	Lynchburg	.278	81	295	33	82	20	1	8	45	0	5	4	32	68	1	0	.434	.351	.785	11
	Akron	.241	16	54	4	13	1	0	2	6	0	0	0	3	13	0	0	.370	.281	.651	1
	Columbus	.250	2	4	1	1	1	0	0	0	0	0	0	0	0	0	0	.500	.250	.750	0
Minor Lge. Totals		.275	314	1130	150	311	74	4	34	167	2	9	21	99	243	2	1	.438	.342	.780	26

CAREER TRANSACTIONS

2012 Signed as a Free Agent with the Cleveland Indians, 11/29.

2018 SEASON HIGHLIGHTS

◆ Split the season between Single-A Lynchburg, AA Akron and AAA Columbus, batting a combined .272 (96-for-353) with 22 doubles, 1 triple, 10 homers and 51 RBI in 99 games (.340/.425/.765)...Began the year in Lynchburg, was promoted to Akron on August 15, on to Columbus on Sept. 1 and was on Akron's Postseason roster...On the year hit .291 (25-for-86) with 6 2B, 5 HR and a .921 OPS vs. left-handed pitching...Finished the year in the Arizona Fall League, appearing in 13 games (.216, 8/37, 5 2B, 5 RBI).

PRO CAREER

◆ **2017** Ranked fourth in organization with 67 RBI...Also ranked ninth in batting average (.269)...Led Lake County in games (125) and hits (125); also tied for first on the team in doubles (22)...Named Midwest League Postseason All-Star, marking first career All-Star selection.

PERSONAL/MISCELLANEOUS

Full name **LI-JEN CHU**...Signed by Jason Lynn and Allen Lin.

PHONETIC PRONUNCIATIONS FOR 2019 INDIANS

Trevor BAUER (bow- IR)	Corey KLUBER (CLUE-burr)
Shane BIEBER (b-BUR)	Francisco LINDOR (lin-DOOR)
Carlos CARRASCO (cuh-RAZZ-coh)	Jordan LUPLow (LOOP-low)
YU Chang (you)	LEONYS MARTIN (lay-OH-niece) (mar-TEEN)
SHAO-CHING CHIANG (schow/shāo-ching zhang)	Mark MATHIAS (mah-THY-s)
LI-Jen CHU (lee jen choo)	Max MOROFF (MORE-off)
Adam CIMBER (simm-burr)	Tyler NAQUIN (NAY-quinn)
Michael CLEVINGER (clev-IN-ger)	Daniel OTERO (oh-TEAR-oh)
Tim FEDEROWICZ (feh-d-er-oh-vich)	Rick PACIONE (pass-E-own)
Eric HAASE (hoss)	Mike PAPI (pap-e)
Sam HENTGES (HENT-gess)	Kevin PLawecki (plah-weck-ee)
CHIH-WEI HU (CHEE-way HOO)	Adam PLUTKO (plett-KOH)
Jason KIPNIS (kip-NISS)	Eric STAMETS (STAY-mets)
	Asher WOJCIECHOWSKI (wo-juh-HOW-ski)



ADAM CIMBER 90

Age: 28, born August 15, 1990 in Portland, OR

Resides: Seattle, WA

Position: Pitcher

Bats: R

Throws: R

Height: 6-3

Weight: 195



@A_Cimber

a_cimber

ML Service: 1 + 000

Contract Status (Options Remaining): Signed thru 2019 (3)

Acquired: July 19, 2018; Acquired from the San Diego Padres with LHP Brad Hand in exchange for C Francisco Mejia.

YEAR	CLUB	W-L	ERA	G	GS	CG	SHO	SV	IP	H	R	ER	HR	HB	BB	SO	WP	BK	OPPONENTS		
																			AVG	SLG	OBP
2013	Eugene	3-1	2.56	28	0	0	0	10	31.2	25	10	9	2	2	7	27	2	0	.216	.328	.270
2014	Lake Elsinore	5-3	2.90	52	1	0	0	0	77.2	80	27	25	5	2	9	43	5	0	.272	.378	.296
2015	El Paso	0-0	3.00	2	0	0	0	0	3.0	5	3	1	1	0	0	1	0	0	.333	.533	.333
	San Antonio	4-2	3.05	44	0	0	0	1	56.0	56	21	19	4	0	15	45	2	0	.264	.410	.311
2016	San Antonio	3-2	2.56	42	0	0	0	3	52.2	41	19	15	1	1	14	27	0	0	.216	.289	.271
	El Paso	0-1	17.36	4	0	0	0	0	4.2	15	9	9	3	0	1	4	0	0	.556	.963	.571
2017	San Antonio	1-1	2.81	12	0	0	0	1	16.0	12	5	5	1	4	2	13	0	0	.203	.305	.277
	El Paso	4-1	2.92	37	2	0	0	4	64.2	51	21	21	10	2	8	52	0	0	.216	.356	.247
2018	San Diego	3-5	3.17	42	0	0	0	0	48.1	42	19	17	2	2	10	51	0	0	.237	.362	.283
	CLEVELAND	0-3	4.05	28	0	0	0	0	20.0	26	9	9	3	4	7	7	1	0	.325	.550	.407
Minor Lge. Totals		20-11	3.06	221	3	0	0	19	306.1	285	115	104	27	11	56	212	9	0	.248	.372	.288
CLEVELAND TOTALS		0-3	4.05	28	0	0	0	0	20.0	26	9	9	3	4	7	7	1	0	.325	.550	.407
American League		0-3	4.05	28	0	0	0	0	20.0	26	9	9	3	4	7	7	1	0	.325	.550	.407
National League		3-5	3.17	42	0	0	0	0	48.1	42	19	17	2	2	10	51	0	0	.237	.362	.283
M.L. TOTALS		3-8	3.42	70	0	0	0	0	68.1	68	28	26	5	6	17	58	1	0	.265	.420	.323

CAREER TRANSACTIONS

2013 Selected by the San Diego Padres in the 9th round (268th overall) of the June draft. Signed, 6/11.

2018 Traded by the San Diego Padres with Brad Hand to the Cleveland Indians for Francisco Mejia, 7/19.

POSTSEASON PITCHING RECORD

YEAR	CLUB	W-L	ERA	G	GS	CG	SHO	SV	IP	H	R	ER	HR	HB	BB	SO	WP	BK
2018	CLE (ALDS vHOU)	0-0	4.50	2	0	0	0	0	2.0	2	1	1	0	0	1	0	0	1

FIELDING BY POSITION

PCT	G	PO	2018				PCT	G	PO	CAREER				
			A	E	TC	DP				A	E	TC	DP	
.947	70	2	16	1	1	1	Pitcher	.947	70	2	16	1	1	1

PITCHERS HITTING

AVG	AB	2018			AVG	AB	CAREER		
		H	HR	RBI			H	HR	RBI
.000	4	0	0	0	.000	4	0	0	0

2018 SEASON HIGHLIGHTS

- ◆ Trade deadline target was acquired along with Brad Hand on July 19 and provided a stable and durable right-handed option for Terry Francona over the last two months of the season...Was invited to Major League camp by San Diego and made the club after 10 scoreless appearances in Arizona over 9.0 innings...Contract was purchased by the Padres on March 28 and he made his Major League debut the following day vs. Milwaukee, taking the loss in a 2-1, 12.0-inning defeat (1.0IP, 3H, 1R/ER)...Recorded a 2.33 ERA in 14 April outings (19.1IP, 14H, 5ER, 23SO) and a 1.64 ERA in 13 July outings (11.0IP, 7H, 2ER)...Strikeouts per 9.0IP went down each month, April thru August.

- ◆ Overall with San Diego recorded an ERA of 3.17 in 42 relief appearances (all first half, 17ER, 48.1IP)...On the season recorded an ERA of 3.42 in 70 outings (68.1IP, 68H, 26ER, 58SO)...Was tied for third among MLB rookie pitchers in games pitched...48 of his 70 total outings were scoreless, including 22 of his 28 outings with Cleveland...His 8.10 August ERA in 11 outings (6ER, 6.2IP) with the Indians was skewed by two outings: vs. the Angels on August 3 (0.1IP, 3H, 3ER) and Aug. 12 at Chicago-AL (1.0IP, 2H, 2ER)... Following outing of August 12 his ERA to conclude the season was 2.45 (14.2IP, 18H, 4ER) over his final 20 appearances... Averaged only 3.2 strikeouts per 9.0IP with Cleveland.
- ◆ On the year batters hit .313 (35-for-112) off him with runners on base and .329 (23-for-70) with RISP...Combined on the year righties batted .239 (44-for-184) with just four walks in 196 batters faced... Faced only 19 left-handed hitters with Cleveland (7-for-15, 4 int'l walks)...Induced 11 double plays to right-handed hitters, 12 overall on the season...9 of his 20 inherited runners (45%) with Cleveland eventually scored.

PRO CAREER

- ◆ **2017** Split the season between San Antonio (AA) and El Paso (AAA), pitching to a 5-2 record and a 2.90 ERA (26 ER, 80.2 IP) over 49 games (two starts)...Promoted to El Paso on 5/20...Contributed to El Paso's postseason run, pitching to a 1-0 record over five games and 6.2 scoreless innings.
- ◆ **2016** Split the campaign between El Paso (AAA) and San Antonio (AA), pitching to a 3-3 record and a 3.77 ERA (24 ER, 57.1 IP) over 46 relief appearances...Named a Texas League Mid-Season All Star for San Antonio after posting a 2-1 record and 1.86 ERA over 22 appearances before the All-Star break...His 42 appearances finished tied for fifth among Texas League pitchers.
- ◆ **2015** Spent most of the season with San Antonio (AA), pitching to a 4-2 record with a 3.05 ERA (19 ER, 56.0 IP) over 44 games...His 44 games for San Antonio ranked seventh among Texas League pitchers.
- ◆ **2014** Spent the entire season with Lake Elsinore (A), posting a 5-3 record with a 2.90 ERA (25 ER, 77.2 IP) in 52 games (one start).
- ◆ **2013** Began his professional career with Eugene (A), pitching to a 3-1 record with a 2.56 ERA while converting 10 of his 13 save opportunities... His 28 games ranked tied for first in the Northwest League, while he ranked third in games finished (22) and fourth in saves (10).

PERSONAL/MISCELLANEOUS

Full name **ADAM CHRISTIAN CIMBER**...Wife, Lauren...Before transferring to the University of San Francisco, where he teamed with Bradley Zimmer during his senior season, he attended the University of Washington where he twice made the second-team All-Pac-10/Pac-12 Academic roster in three seasons for UW (graduated after three years with a degree in history)...Did grad classes at USF in sport management...Graduated from Puyallup High School (WA) where he threw a no-hitter, a one-hitter and earned First-Team All-State honors and **Tacoma News-Tribune's** Area Player of the Year...Gives credit to his first college pitching coach, Greg Moore, as the person who has had the biggest influence in his life (Moore was at USF for his senior year).

CTRIBE TIDBITS

Dad is production manager for Mariners radio affiliate (KIRO), writes and voices commercials that air during M's games.

Was home schooled from third through 10th grade.

Was a shortstop and second baseman until sophomore year of high school. In a blowout game, he got to pitch and then started the next game. Throws side arm because he was small and right-handed.

Joe Smith, Steve Chiseck, Brad Zeigler, Darren O'Day were pitchers he watched growing up.

Played with Bradley Zimmer at USF, and Andrew Kittredge and Jake Lamb at UW.

Got drafted in 2013 by the Padres in the 9th round. First got a call from the Tampa Bay Rays saying they were going to take him but two minutes later the Padres called and offered \$1,000.

Music hobby started when he was 14. Sister had a class on history of rock and roll and brought home the Beatles movie, "It's a Hard Day's Night" and decided he wanted to play guitar...First concert was Aerosmith.

CIMBER'S FAVORITES

- Favorite Movie:** Forgetting Sarah Marshall
- Favorite Group/Artist:** The Beatles
- Favorite Athlete Growing Up:** Ken Griffey, Jr
- Favorite Team Growing Up:** Seattle Mariners
- Person Who Has Most Influenced You:** My dad (Russ)
- Favorite Thing Away From Baseball:** Play Guitar
- Favorite TV Show:** New Girl
- Favorite Road City:** San Francisco
- Favorite Road Stadium:** Busch Stadium
- Favorite School Subject:** History

CIMBER'S CAREER GAME HIGHS

K's: 4, April 11, 2018 at Colorado (w/SD); **BB:** 3, August 3, 2018 vs. Los Angeles-AL; **LONGEST OUTING:** 3.0 innings, three times, last June 12, 2018 at St. Louis (w/SD); **HR:** 2, August 12, 2018 at Chicago-AL; **WINNING STREAK:** 2 games, April 14-May 12, 2018 (w/SD); **LOSING STREAK:** 6, June 19 - September 20, 2018 (active); **SAVE STREAK:** N/A; **SCORELESS IP STREAK:** 5 games/7.0IP, May 29 - June 12, 2018 (w/SD); **LAST WIN:** June 12, 2018 at St. Louis (w/SD); **LAST SAVE:** N/A.



MIKE CLEVINGER 52

Age: 28, born December 21, 1990 in Jacksonville, FL

Resides: Santa Rosa Beach, FL **Position:** Pitcher

Bats: R **Throws:** R **Height:** 6-4 **Weight:** 215

ML Service: 2 + 041

Contract Status (options remaining): Signed thru 2019 (1)

Acquired: August 7, 2014; Acquired from the Los Angeles Angels in exchange for RHP Vinnie Pestano.



																	OPPONENTS				
YEAR	CLUB	W-L	ERA	G	GS	CG	SHO	SV	IP	H	R	ER	HR	HB	BB	SO	WP	BK	AVG	SLG	OBP
2011	Orem	0-0	2.25	3	0	0	0	0	4.0	3	1	1	0	0	2	5	0	0	.200	.200	.294
2012	Cedar Rapids	1-1	3.73	8	8	0	0	0	41.0	37	18	17	3	3	13	34	1	0	.243	.382	.310
2013	AZL Angels	0-0	3.00	2	2	0	0	0	3.0	2	1	1	0	0	2	3	0	0	.200	.300	.333
	Orem	0-1	16.88	1	1	0	0	0	2.2	6	6	5	0	1	2	2	0	0	.429	.786	.529
2014	Burlington	3-0	1.88	5	5	0	0	0	24.0	16	5	5	2	0	5	27	1	1	.186	.314	.231
	Inland Empire	1-3	5.37	13	13	0	0	0	55.1	58	41	33	8	4	27	58	6	0	.272	.427	.362
	Carolina	0-1	4.79	5	4	0	0	0	20.2	20	12	11	1	3	11	15	1	0	.270	.378	.386
2015	Akron	9-8	2.73	27	26	0	0	0	158.0	127	53	48	8	9	40	145	11	1	.219	.319	.277
2016	Columbus	#11-1	3.00	17	17	1	0	0	93.0	78	32	31	8	1	35	97	8	0	.229	.352	.300
	CLEVELAND	3-3	5.26	17	10	0	0	0	53.0	50	31	31	8	0	29	50	2	0	.246	.429	.339
2017	Columbus	3-2	2.65	7	7	0	0	0	34.0	28	10	10	3	1	14	38	2	0	.228	.366	.309
	CLEVELAND	12-6	3.11	27	21	0	0	0	121.2	92	46	42	13	3	60	137	3	0	.211	.357	.310
2018	CLEVELAND	13-8	3.02	32	32	1	#1	0	200.0	164	71	67	21	4	67	207	4	0	.223	.365	.290
Minor Lge. Totals		28-17	3.35	88	83	1	0	0	435.2	375	179	162	33	22	151	424	32	2	.233	.355	.305
CLEVELAND TOTALS		28-17	3.36	76	63	1	1	0	374.2	306	148	140	42	7	156	394	9	0	.222	.372	.304
American League		28-17	3.36	76	63	1	1	0	374.2	306	148	140	42	7	156	394	9	0	.222	.372	.304
National League		--	--	--	--	--	--	--	--	--	--	--	--	--	--	--	--	--	--	--	--
M.L. TOTALS		28-17	3.36	76	63	1	1	0	374.2	306	148	140	42	7	156	394	9	0	.222	.372	.304

CAREER TRANSACTIONS

2011 Selected by the Los Angeles Angels in the 4th round (135th overall) of the June draft. Signed 8/13.

2014 Acquired from the Los Angeles Angels in exchange for RHP Vinnie Pestano, 8/7.

POSTSEASON PITCHING RECORD

YEAR	CLUB	W-L	ERA	G	GS	CG	SHO	SV	IP	H	R	ER	HR	HB	BB	SO	WP	BK
2016	CLE (ALCS vTOR)	0-0	5.40	1	0	0	0	0	1.2	1	1	1	0	0	1	1	1	0
	CLE (WS vCHI)	0-0	4.50	3	0	0	0	0	4.0	2	2	2	1	0	4	2	0	0
2017	CLE (ALDSvNYY)	0-0	13.50	2	0	0	0	0	1.1	2	3	2	1	0	4	3	0	0
2018	CLE (ALDS vHOU)	0-0	1.80	1	1	0	0	0	5.0	3	1	1	1	1	3	9	0	0
TOTALS		0-0	4.50	7	1	0	0	0	12.0	8	7	6	3	1	12	15	1	0

FIELDING BY POSITION

2018										CAREER					
PCT	G	PO	A	E	TC	DP	PCT	G	PO	A	E	TC	DP		
.944	32	7	27	2	36	1	Pitcher	.938	76	16	45	4	65	2	

PITCHERS HITTING

2018						CAREER				
AVG	AB	H	HR	RBI	AVG	AB	H	HR	RBI	
.000	4	0	0	0	.000	8	0	0	0	

2018 SEASON HIGHLIGHTS

- ◆ Enjoyed a career season, establishing career-bests in every pitching category, eclipsing the 200-strikeout mark and 200.0 innings bench mark as well...With Corey Kluber, became just the fourth duo in the 118-year history of the club to record 200 strikeouts and top the 200.0 inning mark...Recorded his 200th strikeout on Sept. 22 vs. Boston, becoming the fourth member of the club's rotation to do so, establishing a Major League record.
- ◆ Was arguably the best pitcher in the American League in the second half, going 6-3 with a 2.31 ERA in 13 starts after the break (78.0IP, 53H, 20ER, 27BB, 89SO)...Recorded the lowest average against (.189) after the break and was second in ERA, second in on-base pct. allowed (.264) and slugging pct. allowed (.345) and fourth in strikeouts and innings.

CLEVLINGER (continued)

- ◆ Recorded a record of 8-1 with a 1.95 ERA in 14 starts vs. A.L. Central opponents (20ER/92.1IP), the lowest ERA in the A.L. vs. Central (min. 60IP)...Recorded six pickoffs, second-most in the A.L. behind Seattle left-hander Marco Gonzales (7; tied for third in MLB behind Atlanta's Julio Tóhéran)...Most pickoffs by an Indians pitcher in a single season since 1989...Allowed 18 steals, tied for eighth-most allowed in the league.
- ◆ Enjoyed some outstanding starts, tossing his first career shutout on April 21 at Baltimore (9.0IP, 2H, 0R, 2BB, 3SO)...Marked the fewest such hits in a shutout by an Indians starting pitcher since Carlos Carrasco allowed one hit in a shutout at Kansas City on September 25, 2015 (9.0IP, 2BB, 15K)...Set a career-high with 11 strikeouts, done twice, the last of which came on July 9 vs. Cincinnati (also, June 14 at Chicago-AL)...Recorded his first five double-digit strikeout games of his career.
- ◆ Clevinger posted a 3-0 record and 2.21 ERA (9ER/36.2IP) in six August starts...His 39 punchouts also tied his most in a single month, alongside May and July 2018...Bested that in September, going 3-1 with a 2.12 ERA in five starts (7ER/29.2IP)...From August 30 on he was 4-1 with a 1.73 ERA to end the year (36.1IP, 18H, 7ER, 12BB, 44SO, .142 avg)... Right-handed batters are hitting just .198 (127-for-640) against Clevinger since the start of 2017, tied for second best in MLB among pitchers with at least 160 IP...Clevinger walked 127 of 1,312 batters (9.7%) since the start of 2017, fourth worst among qualified starters in MLB...His 27 assists were the second-most of any pitcher in the A.L...For the year batters hit .195 (55-for-282) off him with men on base, the sixth-lowest mark in the league.

PRO CAREER

- ◆ **2017** Had an outstanding season, posting career-highs in virtually every category, finishing fourth on the club with 12 wins and recording a **Baseball Reference** WAR of 3.2...His 3.11 ERA was eighth-lowest ERA of any A.L. pitcher with at least 100.0 IP on the season, while his .211 average against was fifth-lowest...Walked four of 11 batters faced in the ALDS vs. New York...In four starts during Cleveland's historic win streak (8/24-9/14), Clevinger went 4-0 with a 0.38 ERA (1ER/23.2 IP) and held the opposition to a .186 (16-for-86) average against...Over his last five starts, 8/26-9/19, he went 5-0 with a 0.61 ERA (29.2IP, 19H, 2ER, 10BB, 34SO, .184 avg) to lower his ERA from 3.97 to 3.13...Posted three straight, 6.0 IP scoreless starts, 8/26-9/8, becoming the first Indians pitcher since John Denny (3 SHO), August 28-Sept. 6, 1981, to post three straight scoreless starts of at least 6.0 IP...Recorded at least six strikeouts in each of his last five starts...Overall on the year he made seven starts at AAA Columbus...At the time of his first recall (5/7), he ranked fifth in the International League in ERA...Posted a 2.17 ERA (11ER/45.2IP) with Roberto Pérez behind the plate.
- ◆ **2016** Split the season between AAA Columbus and Cleveland, going 11-1 with a 3.00 ERA in 17 starts for Columbus and appeared in his first 17 Major League games throughout the season...At the time of his final 8/4 recall from Columbus, he ranked tied for first among Int'l League pitchers in wins (11), seventh in ERA (3.00) and eighth in strikeouts (97)...Started the year 9-0 for the Clippers and did not lose his first game until July 18 (15th start)...Pitched a scoreless inning in the Triple-A All-Star Game...Spent three stints with the Indians at the Major League level (5/18-6/1; 7/4-6; 8/4-remainder) and made his Major League debut on 5/18 at Cincinnati (ND, 5.1IP, 5H, 4R/ER, 1BB, 5SO, HR)...First career strikeout was Joey Votto in the first inning...Made three starts during his first stint (0-1, 8.79 ERA, 14ER/14.1IP) before being shipped back to Columbus on 6/2... Recalled on 8/4 for the remainder of the season and notched his first Major League win on 8/13 vs. the team that drafted him, the Los Angeles Angels (5.2IP, 1H, 1R/ER, 4BB, 3SO, hitless first 5.2IP)...ERA as a starter was 5.93 on the year at the Major League level (41.0IP, 42H, 27ER)...Struck out 8.5 per 9.0IP but also walked 4.9 per 9.0IP.

CTRIBE TIDBITS

Attended the Citadel at the urging of his parents... Military life did not quite suit Clevinger, who accumulated "over 1,000 hours" of dorm confinement (which he never served) due to various dress-code violations before transferring to Seminole State after the fall semester of his sophomore year at Citadel...His mom was the daughter of a Navy veteran and was born in Hawaii while her dad was stationed there.

First wore custom designed cleats during his All-Star appearance in 2016 (Triple-A All-Star Game)...His cleats from 2018 featuring Lilo & Stitch and Moana and Maui (his daughters' favorite cartoons) ended up in the National Baseball Hall of Fame after he became the fourth member of the 200-strikeout quartet of Clevinger, Bauer, Kluber and Carrasco.

Has not come up for the concept of his 2019 cleats, but did pick the winning design of the custom cleat competition at Tribe Fest 2019. Clevinger picked a "sunshine" inspired design that will be Hrusovsky Custom Kicks.

Met his wife in Jacksonville Beach, where she worked for a swimwear design company.

Active in social media with Prayers for Maria and is donating considerable time to the Cleveland Foodbank in 2019.

2018 AMERICAN LEAGUE RANKINGS

Category	Rank	#
SHO	1st	1
ERA	6th	3.02
IP	6th	200.0
Opp SLG	6th	.365
Opp AVG	7th	.223
Opp OBP	9th	.290
SO	10th	207
AVG vsRHB	2nd	.211

SINGLE-SEASON PICK-OFFS INDIANS HISTORY

1. Rick Sutcliffe (1983) 12
 2. Rick Sutcliffe (1982) 8
 - Bob Feller (1941) 8
 4. Mike Clevinger ('18) 6
- Four others with six, last coming in 1989; Swindell/Candiotti

CAREER SNAPSHOT

MID-SEASON ALL-STAR
2016: Columbus (INT)

◆ **2015** Named Tribe's organizational Pitcher of the Year...Had a breakout season, going 9-8 with a 2.73 ERA in 27 games/26 starts with Akron, tallying the third-most strikeouts, the second-lowest WHIP and the fourth-lowest average against in all of Double-A ball (158.0IP, 127H, 53R/48ER, 8HR, 9HB, 40BB, 145SO, .219 AVG, 1.06 WHIP), also the most strikeouts and second-lowest ERA in the Indians system while finishing up in the top-five of the EL in ERA (5th), strikeouts (2nd) and WHIP (2nd)...Worked at least 5.0 innings in all but two starts and didn't allow more than four runs in a game all season...The Jacksonville, Florida native was promoted to Columbus for Postseason play and proceeded to go 2-0 with 15.1 scoreless innings over two starts...Worked 7.2 hitless innings in his first Triple-A start against Norfolk in Game 1 of the Governors' Cup semifinals on 9/14 (7.2IP, 0H, 2BB, 10SO) and followed up that performance with 7.2 scoreless innings in Game 5 of the Governors' Cup finals to secure the championship for Columbus in a 3-0 win at Indianapolis on 9/19 (7.2IP, 5H, 1BB, 7SO)...Over his last six regular season outings in Akron, after Aug. 5, he posted an ERA of 1.40 (38.2IP, 23H, 6ER, 40SO)...On the year allowed just eight homers in 158.0IP (0.45/9.0IP)...Entered season with a Minor League career ERA of 4.36.

◆ **2014** Assigned to A Carolina following 9/7 trade...Combined on the year he went 4-4 with a 4.41 ERA in 23 games/22 starts (100.0IP, 94H, 49ER, 43BB, 100K).

◆ **2013** Debuted in August after rehabbing from reconstructive right elbow surgery the previous year (made last start of 2012 on 5/21)...Was LA Angels #4 organizational prospect according to *Baseball America*.

PERSONAL/MISCELLANEOUS

Full name **MICHAEL ANTHONY CLEVLINGER**...He and Monica Grace have two daughters, Penelope Grace and Piper Lotus...Attended Wolfson High School in Jacksonville, FL...Attended The Citadel (Southern Conference All-Freshman team in 2010) and Seminole Community College (2011 in Sanford, FL)...Signed by Angels scout Tom Kotchman...Favorite player growing up was Mickey Morandini...Big fan of former pitcher Dock Ellis...2017-19 Tribe Fest participant...Enjoys mountain bike racing, skateboarding, surfing and fishing.

CLEVLINGER'S FAVORITES

Favorite Movie: Dazed and Confused

Favorite Group/Artist: Hansen

Favorite Athlete Growing Up: Steve Nash

Person Who Has Most Influenced: Dad

Favorite Road City: Chicago

Favorite Road Stadium: Yankee Stadium

Favorite TV Show: The Office

2018 AMERICAN LEAGUE

LOWEST ERA, 2ND HALF

1. Blake Snell (TB) 1.17
2. David Price (BOS) 2.25
3. **Mike Clevinger (CLE) 2.31**
4. **Carlos Carrasco(CLE) 2.52**
5. J.A. Happ (TOR/NYY) 2.62

+Minimum 60.0 innings

QUALITY START LEADERS

1. Justin Verlander (HOU) 26
2. **Corey Kluber (CLE) 25**
3. **Mike Clevinger (CLE) 21**

LOWEST SLG PCT ALLOWED

1. Blake Snell (TB) .300
2. **Trevor Bauer (CLE) .302**
3. Gerrit Cole (HOU) .332
4. Charlie Morton (HOU) .356
5. Justin Verlander (HOU) .360
6. **Mike Clevinger (CLE) .365**

EARNED RUN AVG LEADERS

1. Blake Snell (TB) 1.89
2. **Trevor Bauer (CLE) 2.21**
3. Justin Verlander (HOU) 2.52
4. Gerrit Cole (HOU) 2.88
5. **Corey Kluber (CLE) 2.89**
6. **Mike Clevinger (CLE) 3.02**

2017 AMERICAN LEAGUE

ERA LEADERS (min 100 IP)

1. **Corey Kluber (CLE) 2.35**
2. Dallas Keuchel (HOU) 2.90
3. Chris Sale (BOS) 2.90
4. James Paxton (SEA) 2.98
5. Luis Severino (NYY) 2.98
6. Brad Peacock (HOU) 3.00
7. Marcus Stroman (TOR) 3.09
8. **Mike Clevinger (CLE) 3.11**
9. Ervin Santana (MIN) 3.28
10. **Carlos Carrasco (CLE) 3.29**

SO per 9.0IP (min. 100 IP)

1. Chris Sale (BOS) 12.93
2. **Danny Salazar (CLE) 12.67**
3. Corey Kluber (CLE) 11.71
4. Chris Archer (TB) 11.15
5. Brad Peacock (HOU) 10.98
6. Luis Severino (NYY) 10.71
7. James Paxton (SEA) 10.32
8. **Carlos Carrasco (CLE) 10.17**
9. **Mike Clevinger (CLE) 10.13**

BATTING AVERAGE AGAINST

1. **Corey Kluber (CLE) .193**
2. Brad Peacock (HOU) .206
3. Luis Severino (NYY) .208
4. Chris Sale (BOS) .208
5. **Mike Clevinger (CLE) .211**

CLEVLINGER'S CAREER GAME HIGHS

K's (starter): 11, two times, last July 9, 2018 vs. CIN; **K's (relief):** 5, August 17, 2017 @MIN (Game 2); **BB's (starter):** 6, August 13, 2018 @CIN; **BB's (relief):** 3, August 17, 2017 @MIN (Game 2); **LONGEST START:** 9.0IP, April 21, 2018 @BAL (SHO); **LONGEST RELIEF:** 4.0IP, August 18, 2016 vs. CWS; **WINNING STREAK:** 6 games, August 26 - September 27, 2017; **LOSING STREAK:** 4 games, July 9-28, 2018; **HR:** 2, 10 times, last September 22, 2018 vs. BOS; **SHORTEST START:** 1.2IP, Sept. 5, 2016 vs. HOU; **CG:** 1, April 21, 2018 @BAL; **CG SHO:** 1, April 21, 2018 @BAL; **CAREER 10+ STRIKEOUT GAMES:** 5, last September 4, 2018 vs. KC (10); **LAST WIN:** September 28, 2018 @KC.



ERNIE CLEMENT

84

SPRING INVITEE

Age: 23, March 22, 1996 in Rochester, NY

Resides: Pittsford, NY

Position: Infielder

Bats: R

Throws: R

Height: 6-0

Weight: 170

ML Service: 0 + 000

Contract Status: Signed thru 2019

Acquired: Selected by Cleveland in the 4th round (132nd overall) in the 2017 First-Year Player Draft.



@Ernieclem

Ernieclem

YEAR	CLUB	AVG	G	AB	R	H	2B	3B	HR	RBI	SH	SF	HB	BB	SO	SB	CS	SLG	OBP	OPS	E
2017	Mahoning Valley	.280	45	175	32	49	9	1	0	13	3	0	3	6	12	6	2	.343	.315	.658	6
2018	Lake County	.267	54	221	34	59	14	1	1	15	1	1	1	23	21	11	6	.353	.337	.690	14
	Lynchburg	.346	33	133	29	46	7	0	1	13	3	1	4	15	7	5	3	.421	.425	.846	2
	Akron	.246	15	65	9	16	5	1	0	5	0	0	0	3	7	2	1	.354	.279	.633	1
Minor Lge. Totals		.286	147	594	104	170	35	3	2	46	7	2	8	47	47	24	12	.365	.346	.711	23

CAREER TRANSACTIONS

2017 Selected by the Cleveland Indians in the 4th round of the June draft. Signed 6/22.

2018 SEASON HIGHLIGHTS


◆ Spent first full professional season between Single-A Lake County, Lynchburg and AA Akron, hitting a combined .289 (121-for-419) with 26 doubles, 2 triples, 2 home runs and 33 RBI in 102 games (.358 on-base pct)... Struck out only 35 times in 471 plate appearances and drew 41 walks...Voted as having the Best Strike-Zone Discipline in Indians Farm System by **Baseball America** entering 2019... Appeared at short stop in all 97 games in the field...Was on the 7-day DL in May (left knee strain) and July (left groin strain).

PRO CAREER

◆ 2017 Appeared in 21 games at short and 17 games at second base after signing his first pro contract on 6/22.

PERSONAL/MISCELLANEOUS

Full name **ERNIE JAMES CLEMENT**...Clement hit .315 with 31 RBI and 12 stolen bases in 53 games while making the move from second base to shortstop during his junior season for the University of Virginia...Struck out just 7 times in 254 at bats... Was a third-team All-ACC selection in 2016 and 2017...Named 2016 Cape Cod League MVP for Harwich.... Finished second in the league in batting average (.353)...Part of the UVA Cavaliers run to the 2015 College World Series title, beating Vanderbilt, going 3-for-4 with an RBI in game two of the final series... Fanned just 31 times in 745 career at bats for the Cavs...2017 Preseason All-American (first team by **D1Baseball**, second team by **Baseball America**)...Hailing from upstate New York, Clement was an outstanding hockey player for four years of high school while also playing baseball.



TYLER CLIPPARD 48

SPRING INVITEE

Age: 34, born February 14, 1985 in Lexington, KY

Resides: Tampa, FL

Position: P

Bats: R Throws: R

Height: 6-3

Weight: 200

ML Service: 9 + 148

Contract Status: Signed thru 2019

Acquired: February 23, 2019; Signed by Cleveland to a Minor League free agent contract.



@tylerclippard

tylerclippard36

																	OPPONENTS				
YEAR	CLUB	W-L	ERA	G	GS	CG	SHO	SV	IP	H	R	ER	HR	HB	BB	SO	WP	BK	AVG	SLG	OBP
2003	GCL (Tampa)	3-3	2.89	11	5	0	0	0	43.2	33	16	14	3	5	5	56	4	0	.212	.269	.257
2004	Battle Creek	10-10	3.44	26	25	1	0	0	149.0	153	71	57	12	15	32	145	4	0	.264	.326	.318
2005	Tampa	10-9	3.18	26	25	0	0	0	147.1	118	56	52	12	9	34	169	5	1	.219	.319	.274
	Charleston SC	0-1	7.50	1	1	0	0	0	6.0	9	5	5	1	2	0	10	1	0	.333	.444	.379
	Columbus	0-0	0.00	1	0	0	0	0	1.0	0	0	0	0	0	0	2	0	0	.000	.000	.000
2006	Trenton	12-10	3.35	28	28	1	1	0	166.1	118	72	62	14	17	55	*175	3	0	.200	.313	.285
2007	Scranton/WB	4-4	4.15	14	14	0	0	0	69.1	82	40	32	7	3	35	55	3	0	.299	.453	.381
	New York-AL	3-1	6.33	6	6	0	0	0	27.0	29	19	19	6	0	17	18	2	1	.271	.505	.371
	Trenton	2-1	5.40	6	6	0	0	0	26.2	22	18	16	5	2	12	28	2	0	.227	.454	.321
2008	Columbus	6-13	4.66	27	27	0	0	0	143.0	129	80	74	15	3	66	125	2	0	.242	.406	.328
	Washington	1-1	4.35	2	2	0	0	0	10.1	12	5	5	2	0	7	8	1	0	.293	.561	.396
2009	Syracuse	4-1	0.92	24	0	0	0	1	39.0	20	8	4	2	0	15	42	0	0	.150	.226	.235
	Washington	4-2	2.69	41	0	0	0	0	60.1	36	20	18	9	1	32	67	1	1	.172	.349	.284
2010	Washington	11-8	3.07	78	0	0	0	1	91.0	69	33	31	8	2	41	112	1	1	.212	.348	.299
2011	Washington	3-0	1.83	72	0	0	0	0	88.1	48	18	11	0	0	26	104	1	0	.162	.307	.228
2012	Washington	2-6	3.72	74	0	0	0	32	72.2	55	32	30	7	2	29	84	5	0	.204	.338	.283
2013	Washington	6-3	2.41	72	0	0	0	0	71.0	37	19	19	9	4	24	73	2	0	.152	.279	.238
2014	Washington	7-4	2.18	75	0	0	0	1	70.1	47	22	17	5	1	23	82	0	0	.188	.284	.257
2015	Oakland	1-3	2.79	37	0	0	0	17	38.2	25	12	12	3	2	21	38	1	0	.175	.280	.287
	New York-NL	4-1	3.06	32	0	0	0	2	32.1	24	13	11	5	2	10	26	5	0	.200	.367	.271
2016	Arizona	2-3	4.30	40	0	0	0	1	37.2	34	18	18	7	0	15	46	1	3	.245	.446	.318
	New York-AL	2-3	2.49	29	0	0	0	2	25.1	20	9	7	3	1	11	26	4	0	.211	.347	.299
2017	New York-AL	1-5	4.95	40	0	0	0	1	36.1	28	21	20	7	1	19	42	5	0	.209	.425	.310
	Chicago-AL	1-1	1.80	11	0	0	0	2	10.0	8	2	2	0	0	5	12	3	0	.211	.289	.295
	Houston	0-2	6.43	16	0	0	0	2	14.0	11	10	10	3	1	7	18	3	0	.208	.434	.306
2018	Toronto	4-3	3.67	73	1	0	0	7	68.2	57	29	28	13	2	23	85	7	0	.223	.430	.290
	Minor Lge. Totals	51-52	3.59	164	131	2	1	1	791.1	684	366	316	71	56	254	807	24	1	.233	.267	.305
	CLEVELAND TOTALS	--	--	--	--	--	--	--	--	--	--	--	--	--	--	--	--	--	--	--	--
	American League	12-18	4.01	212	7	0	0	31	220.0	178	102	98	35	7	103	239	25	1	.215	.397	.306
	National League	40-28	2.81	486	2	0	0	37	534.0	362	180	167	63	12	207	602	17	5	.191	.336	.273
	M.L. TOTALS	52-46	3.16	698	9	0	0	68	754.0	540	282	265	98	19	310	841	42	6	.199	.355	.283

FIELDING BY POSITION

PCT	2018							PCT	CAREER						
	G	PO	A	E	TC	DP	G		PO	A	E	TC	DP		
1.000	73	2	3	0	5	0	Pitcher	.942	698	25	86	5	86	8	

ALL-STAR GAME PITCHING RECORD

YEAR	CLUB	W-L	ERA	G	GS	CG	SHO	SV	IP	H	R	ER	HR	HB	BB	SO	WP	BK
2011	WSH (at Arizona)	1-0	0.00	1	0	0	0	0	0.1	1	0	0	0	0	0	0	0	0
2014	WSH (at Minn.)	0-0	0.00	1	0	0	0	0	0.2	0	0	0	0	0	0	0	0	0
	TOTALS	1-0	0.00	2	0	0	0	0	1.0	1	0	0	0	0	0	0	0	0

POSTSEASON PITCHING RECORD

YEAR	CLUB	W-L	ERA	G	GS	CG	SHO	SV	IP	H	R	ER	HR	HB	BB	SO	WP	BK
2012	WSH (NLDS vSTL)	0-0	3.00	3	0	0	0	0	3.0	1	1	1	1	0	1	5	0	0
2014	WSH (NLDS vSF)	0-0	0.00	3	0	0	0	0	3.0	1	0	0	0	0	1	2	0	0
2015	NYM (NLDS vLA)	0-0	5.40	2	0	0	0	0	1.2	2	1	1	0	0	0	0	0	0
	NYM (NLCS vCHI)	0-0	6.00	3	0	0	0	0	3.0	4	2	2	1	0	0	2	0	0
	NYM (WS vKC)	0-1	9.00	3	0	0	0	0	2.0	1	2	2	0	0	3	2	1	0
	TOTALS	0-1	4.26	14	0	0	0	0	12.2	9	6	6	2	0	5	11	1	0

WORLD BASEBALL CLASSIC PITCHING RECORD

YEAR	CLUB	W-L	ERA	G	GS	CG	SHO	SV	IP	H	R	ER	HR	HB	BB	SO	WP	BK
2017	Team USA	1-0	2.08	3	0	0	0	0	4.1	2	1	1	1	0	1	6	0	0

CAREER TRANSACTIONS

- 2003 Selected by the New York Yankees in the 9th round (274th overall) of the June draft. Signed, 6/6.
 2007 Traded by the New York Yankees to the Washington Nationals for Jonathan Albaladejo, 12/4.
 2015 Traded by the Washington Nationals to the Oakland Athletics for Yunel Escobar, 1/14.
 2015 Traded by the Oakland Athletics with cash to the New York Mets for Casey Meisner, 7/27. Granted Free Agency, 11/2.
 2016 Signed as a Free Agent with the Arizona Diamondbacks, 2/8.
 2016 Traded by the Arizona Diamondbacks to the New York Yankees for Vicente Campos, 7/31.
 2017 Traded by the New York Yankees with Ian Clarkin, Tito Polo and Blake Rutherford to the Chicago White Sox for Todd Frazier, Tommy Kahnle and David Robertson, 7/19.
 2017 Traded by the Chicago White Sox to the Houston Astros for cash, 8/13. Granted Free Agency, 11/2
 2018 Signed as a Free Agent with the Toronto Blue Jays, 3/7. Granted Free Agency, 10/29.
 2019 Signed as a Free Agent with the Cleveland Indians, 2/23.

PITCHERS HITTING

AVG	AB	2018			RBI	AVG	AB	CAREER		
		H	HR					H	HR	RBI
--	--	--	--	--	--	.200	15	3	0	0

2018 SEASON & CAREER HIGHLIGHTS

- ◆ Spent the 2018 season with Toronto, finished tied for 4th in the American League in games pitched (73)...Two-time All-Star enters 2019 sixth among active pitchers in appearances (698)...Owns nine consecutive seasons of at least 67 games pitched, one of just six relievers in MLB history to post as many such campaigns in a career (Mike Stanton/Kent Tekulve lead 10 each) and one of just three (David Weathers 2000-09; Steve Kline 1998-2007) to post them consecutively...His 690 outings since 2009 rank second in MLB behind retired Brad Ziegler (692)...Has never been on MLB Injured List.
- ◆ Posted a 1.46 ERA in 13 April outings (2ER/12.1IP) and recorded a 3.15 first-half ERA (48G/16ER/45.2IP) and finished the year with a 2.16 ERA in September (9G/2ER/8.1IP)...Left-handed hitters batted just .210 (25-for-119) with an OPS of just .597 as batters hit just .152 (16-for-105) with runners on and .164 (10-for-61) with RISP...Has held MLB hitters to a career average of .199 and left-handed hitters own a career .192 mark (257-for-1340)...His 11.1 SO per 9.0IP in 2018 was the highest total of his career, just ahead of 2010's 11.07 (his career mark is 10.0 SO/9IP).

CAREER HIGHLIGHTS


- ◆ **2014** Among NL relievers, was T4th in games pitched, tied for fifth in wins, tied for eighth in innings pitched and ranked ninth in strikeouts (82)...Was named to his second career NL All-Star Team.
- ◆ **2013** Among NL relievers, ranked 2nd in opponents' batting avg (.152), 3rd in opp. on-base % (.238), 7th in opp. OPS (.517).
- ◆ **2012** Ranked 10th among NL relievers in innings pitched and strikeouts (84), T7th in saves (32).
- ◆ **2011** His 104K ranked 2nd among MLB relievers, trailing only Atlanta's Craig Kimbrel (127)...Led NL relievers in innings, ranked third in ERA and opponents' OBP (.228) and fifth in opponents' batting average (.162)...Became the first reliever in Expos/Nationals franchise history with multiple 100K seasons (also 2010)...NL All-Star.
- ◆ **2010** Ranked 2nd among MLB relievers with 112K, trailing only the Cubs' Carlos Mármol (138)...2nd in NL in relief innings.
- ◆ **2007** Made his Major League debut 5/20 at NY Mets, earning the win in a starting role.
- ◆ **2006** Led all Yankees minor leaguers in strikeouts...Threw the first 9.0-inning no-hitter in Trenton history on 8/17 at Harrisburg ...Following the season, was rated by *Baseball America* as the Yankees' 7th-best prospect.

PERSONAL/MISCELLANEOUS

Full name **TYLER LEE CLIPPARD**...Married, Brittany...One son, Maddox...Graduated from J.W. Mitchell High School in New Port Richey, Fla., in 2003... Earned All-Conference and All-Sun Coast honors as a senior...Committed to the University of South Florida before signing with the Yankees in 2003...Grew up in Palm Harbor, FL.

CLIPPARD'S CAREER GAME HIGHS

K's (relief): 7, two times, last April 10, 2010 at NY Mets; **BB (relief):** 3, many times; **LONGEST OUTING (relief):** 4.0 innings, July 25, 2009 vs. SD; **HR:** 2, three times; **LAST SAVE:** July 22, 2018 vs. Baltimore; **LAST WIN:** May 1, 2018 at Minnesota; **LAST MLB START:** Aug. 2, 2018 at Seattle; **SCORELESS STREAK (IP):** 19.2, 4/24-6/11/14.



A.J. COLE

36

SPRING INVITEE

Age: 27, born January 5, 1992 in Winter Springs, FL

Resides: Longwood, FL **Position:** Pitcher

Bats: R **Throws:** R **Height:** 6-5 **Weight:** 238

ML Service: 1 + 154

Contract Status(options remaining): Signed thru 2019 (0)

Acquired: January 11, 2019; Claimed off waivers from the New York Yankees.

YEAR	CLUB	OPPONENTS																			
		W-L	ERA	G	GS	CG	SHO	SV	IP	H	R	ER	HR	HB	BB	SO	WP	BK	AVG	SLG	OBP
2010	Vermont	0-0	0.00	1	0	0	0	0	1.0	1	0	0	0	0	1	1	0	0	.333	.333	.500
2011	Hagerstown	4-7	4.04	20	18	0	0	0	89.0	87	47	40	6	2	24	108	7	0	.251	.376	.301
2012	Stockton	0-7	7.82	8	8	0	0	0	38.0	60	40	33	7	3	10	31	2	1	.364	.600	.406
	Burlington	6-3	2.07	19	19	0	0	0	95.2	78	32	22	7	4	19	102	3	1	.222	.328	.270
2013	Potomac	6-3	4.25	18	18	0	0	0	97.1	96	50	46	12	4	23	102	6	1	.257	.429	.303
	Harrisburg	4-2	2.18	7	7	0	0	0	45.1	31	13	11	3	0	10	49	1	0	.188	.297	.234
2014	Harrisburg	6-3	2.92	14	14	1	1	0	71.0	79	30	23	1	3	15	61	3	0	.273	.339	.315
	Syracuse	7-0	3.43	11	11	0	0	0	63.0	69	30	24	9	1	17	50	2	0	.283	.471	.328
2015	Syracuse	5-6	3.15	21	19	0	0	0	105.2	91	40	37	9	4	34	76	2	0	.227	.332	.292
	Washington	0-0	5.79	3	1	0	0	1	9.1	14	11	6	1	0	1	9	1	0	.341	.463	.349
2016	Syracuse	8-8	4.26	22	22	2	0	0	124.2	131	64	59	16	1	35	109	9	0	.266	.428	.315
	Washington	1-2	5.17	8	8	0	0	0	38.1	37	24	22	7	2	14	39	1	0	.248	.463	.315
2017	Syracuse	4-5	5.88	18	18	0	0	0	93.1	127	65	61	7	3	36	79	3	0	.330	.457	.386
	Washington	3-5	3.81	11	8	0	0	0	52.0	51	23	22	8	3	27	44	2	1	.262	.441	.358
2018	Washington	1-1	13.06	4	2	0	0	0	10.1	16	15	15	6	0	6	10	0	0	.356	.867	.431
	New York-AL	3-1	4.26	28	0	0	0	0	38.0	39	23	18	9	0	16	49	2	0	.258	.490	.327
	Scranton/WB	0-1	27.00	2	1	0	0	0	1.2	6	5	5	1	0	3	1	1	0	.545	.818	.643
Minor Lge. Totals		50-45	3.94	161	155	3	1	0	825.2	856	416	361	78	25	227	769	39	3	.265	.402	.316
CLEVELAND TOTALS		--	--	--	--	--	--	--	--	--	--	--	--	--	--	--	--	--	--	--	--
American League		3-1	4.26	28	0	0	0	0	38.0	39	23	18	9	0	16	49	2	0	.258	.490	.327
National League		5-8	5.32	26	19	0	0	1	110.0	118	73	65	22	5	48	102	4	1	.274	.495	.350
M.L. TOTALS		8-9	5.05	54	19	0	0	1	148.0	157	96	83	31	5	64	151	6	1	.270	.494	.344

CAREER TRANSACTIONS

- 2010 Selected by the Washington Nationals in the 4th round (1st pick, 116th overall) of the June draft. Signed, 8/15.
- 2011 Traded by the Washington Nationals with Tommy Milone, Derek Norris and Brad Peacock to the Oakland Athletics for Robert Gilliam and Gio Gonzalez, 12/23.
- 2013 Traded as part of a 3-team trade by the Oakland Athletics with Ian Krol (to WSH) and Blake Treinen (to WSH). The Seattle Mariners sent John Jaso to the Oakland Athletics. The Washington Nationals sent Mike Morse to the Seattle Mariners, 1/16.
- 2018 Purchased by the New York Yankees from the Washington Nationals, 4/23.
- 2018 DL, neck strain, 6/20-7/2. Rehab AA Scranton/WB, 6/27-7/2.
- 2019 Selected by Cleveland off waivers from the New York Yankees, 1/11.

FIELDING BY POSITION

PCT	G	PO	2018				Pitcher	PCT	G	PO	CAREER			
			A	E	TC	DP					A	E	TC	DP
1.000	32	2	5	1	8	0	.900	54	5	13	2	20	0	

PITCHERS HITTING

AVG	AB	2018			RBI	AVG	AB	CAREER		
		H	HR	RBI				H	HR	RBI
.333	3	1	1	1	.115	26	3	1	1	

2018 SEASON & CAREER HIGHLIGHTS

- ◆ Spent most of the 2018 season with the New York Yankees after opening the campaign as the fifth starter for the Washington Nationals...With the Yankees, he posted a 4.26 ERA in 28 relief appearances (38.0IP, 39H, 18ER, 16BB, 49SO), fanning 11.6 batters per 9.0 innings...Washington's fourth round pick in the 2010 First-Year Player Draft and was later acquired by the Oakland Athletics (Dec. 2011) and sent back to the Nationals in exchange for Blake Treinen prior to the 2013 campaign.

- ◆ He earned a spot on Washington's 2018 Opening Day roster and was purchased by the Yankees on April 23...Possesses a career Minor League ERA of 3.94 in 161 games/155 starts (361ER/825.2IP).
- ◆ Allowed just 1-of-11 inherited runners to score with NYY...Hit his first career home run in April 3 loss at Atlanta (solo HR off Julio Teheran)...Was acquired by the Yankees from Washington in exchange for cash considerations on April 23 and added to the Yankees' 25-man roster a day later...Posted a 0.48 ERA (18.2IP, 1ER) with 24K over a 10-outing stretch from April 28-July 11, lowest in MLB among pitchers in that span with at least 10 outings...Appeared just once (June 19) from May 29-July 2.
- ◆ Was placed on the 10-day disabled list from June 20-July 2 with a left neck strain (missed 12 team games)...In Aug. 13 loss vs. the Mets, allowed 3ER in 1.1IP (3H, 1BB, 3K, 3HR)...Became the first Yankees reliever to allow at least 3HR in a game since Ross Ohlendorf on 5/27/08 at Baltimore (3HR)...With the Yankees, yielded a 0.96 ERA in 13 road games (2ER/18.2IP) and limited right-handed hitters while with NYY to a .200 (20-for-100) average against...15HR in 48.1 total innings in 2018.

CAREER HIGHLIGHTS


- ◆ **2017** Posted a career-best 3.81 ERA across four Major League stints with Washington...Capped 2017 strong, posting a 2.42 ERA (6 ER/22.1 IP) in his last four MLB starts...Tossed 3.2 IP of no-hit, shutout relief on Sept. 30 vs. PIT...Matched a career high with eight strikeouts in his strongest start of the season, Aug. 25 vs. NYM (6.0 IP, 4 H, ER, 4 BB, 8 SO).
- ◆ **2016** Made a career-high 30 total starts (22 with Triple-A Syracuse, 8 with Washington)...Was promoted to Washington on 8/22... At the time of his promotion, led the Syracuse pitching staff in wins (8) and complete games (2)...Earned his first MLB win, 9/2 at NYM (6.0 IP, 3 H, ER, 2 BB, 5 SO).
- ◆ **2015** Opened the season with Triple-A Syracuse before being recalled to Washington on 4/28 to make his MLB debut... Made the start that night against the Atlanta Braves at Turner Field as the Nationals rallied to win, 13-12...Was optioned back to Triple-A following the game...Converted first save, 5/15 at SD (3.0 IP, H, SO).
- ◆ **2014** Went 13-3 with a 3.16 ERA in 25 combined starts between Double-A Harrisburg and Triple-A Syracuse...Made his first Triple-A start on June 28...Ranked among Nationals farmhands in wins (T1st), strikeouts (T3rd, 111) and ERA (4th).
- ◆ **2013** In successful return to the Nationals organization, posted career highs with 10 wins (tied for fourth among Nationals farmhands) and 151 strikeouts (3rd) in 142.2 innings spanning 25 combined starts with Double-A Harrisburg (7 starts) and Single-A Potomac (18 starts).
- ◆ **2012** Pitching for Stockton of the Single-A California League and Burlington of the Single-A Midwest League, finished 6-10 with a 3.70 ERA in 27 starts in lone season in the Athletics' chain.

PERSONAL/MISCELLANEOUS

Full name **ANDREW JORDAN COLE**...Wife, Christine...xxxxxxxxxx... 2010 graduate of Oviedo (FL) High (20 miles outside of Orlando)...Signed a National Letter of Intent to pitch at the college-level at the University of Miami but signed with the Nationals just prior to the signing deadline (record \$2,000,000 signing bonus for a fourth round pick)...Grew up watching Braves pitcher John Smoltz, emulating his throwing motion. He earned a spot on Washington's 2018 Opening Day roster and was purchased by the Yankees on April 23...Possesses a career Minor League ERA of 3.94 in 161 games/155 starts (361ER/825.2IP).

COLE'S CAREER GAME HIGHS

K's (relief): 7, May 23, 2015 vs. Philadelphia; **K's (starter):** 8, three times, last Aug. 25, 2017 vs. NY Mets; **BB (relief):** 3, May 22, 2018 at Texas; **BB (start):** 4, four times, last Sept. 4, 2017 vs. Miami; **LONGEST OUTING (start):** 7.0, last Aug. 22, 2016 at Baltimore; **LONGEST OUTING (relief):** 4.1 innings, May 23, 2015 vs. Philadelphia; **HR (rel.):** 3, Aug. 13, 2018 vs. NY Mets; **LAST SAVE:** May 15, 2015 at SD; **LAST WIN:** Aug. 21, 2018 at Miami; **SCORELESS IP STREAK:** 10.0IP, April 28-May 28, 2018.



JON EDWARDS 46

Age: 31, born January 8, 1988 in Chicago, IL

Resides: Aledo, TX

Position: Pitcher

Bats: R Throws: R

Height: 6-5 Weight: 240

ML Service: 1 + 141

Contract Status(options remaining): Signed thru 2019 (2)

Acquired: March 22, 2018; Signed by Cleveland to a Minor League contract.

		OPPONENTS																			
YEAR	CLUB	W-L	ERA	G	GS	CG	SHO	SV	IP	H	R	ER	HR	HB	BB	SO	WP	BK	AVG	SLG	OBP
2012	AZL Rangers	1-0	0.00	3	0	0	0	1	4.2	3	0	0	0	0	2	5	0	0	.176	.235	.263
	Spokane	0-0	1.47	11	0	0	0	0	18.1	7	8	3	1	1	24	22	6	1	.115	.164	.372
	Myrtle Beach	0-0	3.60	4	0	0	0	0	5.0	4	2	2	0	0	3	7	1	0	.235	.353	.333
	Frisco	0-0	4.50	1	0	0	0	0	2.0	2	1	1	0	0	3	3	0	0	.250	.500	.455
2013	Myrtle Beach	3-1	3.57	26	0	0	0	4	40.1	28	19	16	0	2	31	51	5	0	.196	.252	.345
	Frisco	0-1	5.28	9	0	0	0	0	15.1	15	10	9	3	0	8	16	2	0	.259	.517	.343
2014	Frisco	1-2	5.13	22	0	0	0	0	33.1	27	26	19	4	0	23	36	5	0	.225	.400	.347
	Round Rock	1-1	2.87	12	0	0	0	0	15.2	15	6	5	0	1	9	26	0	0	.250	.300	.352
	Texas	0-0	4.32	9	0	0	0	0	8.1	13	5	4	0	1	5	9	2	0	.351	.378	.442
2015	Round Rock	2-1	1.42	32	0	0	0	20	31.2	18	5	5	1	0	8	44	0	0	.165	.248	.222
	Texas	0-0	6.00	11	0	0	0	0	6.0	6	4	4	1	0	8	6	1	0	.273	.455	.452
	El Paso	0-0	0.00	5	0	0	0	3	5.0	3	0	0	0	0	3	7	0	0	.188	.188	.316
	San Diego	0-0	3.38	11	0	0	0	0	10.2	6	4	4	3	0	8	16	1	0	.171	.457	.318
2016	Lake Elsinore	0-0	0.00	1	0	0	0	0	1.0	0	0	0	0	0	0	3	0	0	.000	.000	.000
2017	San Diego	INJURED; DID NOT PITCH																			
2018	Akron	0-1	3.72	9	0	0	0	0	9.2	6	4	4	1	0	6	14	0	0	.176	.265	.300
	Columbus	2-1	3.72	24	0	0	0	4	29.0	23	12	12	2	0	9	40	2	0	.209	.345	.269
	CLEVELAND	0-0	3.12	9	0	0	0	0	8.2	6	4	3	2	0	4	10	0	0	.182	.424	.270
	Minor Lge. Totals	10-8	3.24	159	0	0	0	32	211.0	151	93	76	12	4	129	274	21	1	.200	.308	.318
	CLEVELAND TOTALS	0-0	3.12	9	0	0	0	0	8.2	6	4	3	2	0	4	10	0	0	.182	.424	.270
	American League	0-0	4.30	29	0	0	0	0	23.0	25	13	11	3	1	17	25	3	0	.272	.413	.387
	National League	0-0	3.38	11	0	0	0	0	10.2	6	4	4	3	0	8	16	1	0	.171	.457	.318
	M.L. TOTALS	0-0	4.01	40	0	0	0	0	33.2	31	17	15	6	1	25	41	4	0	.244	.425	.368

YEAR	CLUB	AVG	G	AB	R	H	2B	3B	HR	RBI	SH	SF	HB	BB	SO	SB	CSSLG	OBP	OPS	E	
2006	Johnson City	.266	48	154	23	41	16	1	4	27	0	1	3	20	33	0	0	.461	.360	.821	4
2007	Batavia	.394	9	33	1	13	4	0	1	7	0	0	2	7	0	0	0	.429	.606	1.035	0
	Johnson City	.245	55	188	27	46	12	1	7	33	0	2	2	28	68	0	3	.431	.345	.776	4
2008	Quad Cities	.269	22	78	7	21	3	0	4	13	0	2	0	9	21	2	1	.462	.337	.799	2
	Batavia	.304	31	102	18	31	6	1	6	16	0	0	3	19	40	0	0	.559	.427	.986	4
2009	Quad Cities	.191	67	225	22	43	9	0	11	32	0	3	5	21	85	0	1	.378	.272	.649	3
	Batavia	.232	29	112	11	26	4	1	2	13	0	1	1	5	46	1	0	.339	.269	.608	3
2010	Batavia	.180	43	122	12	22	6	1	2	11	1	0	3	14	55	0	3	.295	.281	.576	2
2011	San Angelo(IND)	.227	23	75	14	17	3	0	5	15	2	0	2	13	28	0	0	.467	.348	.814	-
	Minor Lge. Totals	.239	327	1089	135	260	63	5	42	167	3	11	19	131	383	3	8	.421	.328	.749	22

CAREER TRANSACTIONS

- 2006 Selected by the St. Louis Cardinals in the 14th round (436th overall) of the June draft. Signed 6/15.
- 2010 Released by the St. Louis Cardinals, 10/5.
- 2011 Signed as a Free Agent with the Texas Rangers, 12/20.
- 2015 The Texas Rangers sent Edwards and Marcus Greene to the San Diego Padres for Will Venable, 8/21.
- 2016 DL - right elbow surgery, 3/25-remainder of season. Rehab A Lake Elsinore, 6/2-7.
- 2016 Granted Free Agency, 12/2.
- 2016 Signed as a Free Agent with the San Diego Padres, 12/16.
- 2017 Released by the San Diego Padres, 3/28.
- 2018 Signed as a Free Agent with the Cleveland Indians, 3/22.

FIELDING BY POSITION

PCT	2018						PCT	CAREER						
	G	PO	A	E	TC	DP		G	PO	A	E	TC	DP	
1.000	9	1	0	0	1	0	Pitcher	1.000	40	2	3	0	5	0

2018 SEASON HIGHLIGHTS

- ◆ Edwards was signed as a free agent by Cleveland to a Minor League contract on March 22 after missing the 2016 and 2017 campaigns recovering from reconstructive right elbow surgery...The Keller, TX native split the season between AA Akron and AAA Columbus, going 2-2 with four saves and a 3.63 ERA in 34 relief appearances (39.2IP, 29H, 16ER, 15BB, 56SO, .197 avg)...Activated at AA Akron on May 28 after preparing for the season in Goodyear.
- ◆ Promoted to AAA Columbus on June 23 and spent the remainder of the minor league season with the Clippers...Fanned 12.6 batters per 9.0 IP on the year (54K, 39.2IP)...Right-handed hitters batted .182 (18-for-99) off him for the year and he did not allow a homer to a lefty on the year...Batters hit .177 (11-for-62, 0HR) with runners on base.
- ◆ Made his Indians debut on Sept. 1 vs. Tampa Bay, tossing a scoreless inning...Was his first Major League game since October 4, 2015 at Los Angeles (NL) with SD...Allowed runs in only two of his nine outings with Cleveland...Right-handed hitters were 3-for-19 (.158) with two home runs allowed and six strikeouts...Over his last six games: 5.1IP, 1H, 0 runs, 6 strikeouts (batters were 1-for-17).

CAREER HIGHLIGHTS

- ◆ **2016-17** Did not pitch, recovering from right elbow reconstruction... Made one rehab appearance on 6/2/2016 and underwent surgery following that outing after failing conservative approach.
- ◆ **2015** Career-high 22 games between Texas and San Diego after being acquired by the Padres as part of a three-player trade in August...Over 37 combined minor league outings between AA Round Rock and AAA El Paso (1.23 ERA).
- ◆ **2014** Made his Major League debut for Texas in just his third full season on the mound...Promoted to the Major League club on 8/15 and made his Major League debut that day against the LA Angels.
- ◆ **2012** Made his professional debut as a pitcher after signing with the Rangers in December 2011...Over 19 total relief appearances went 1-0 with a 1.80 ERA (6 ER, 30.0 IP) and 37 strikeouts against 32 walks between the Rangers Rookie-Level Arizona Summer League affiliate, Single-A Spokane, Single-A Myrtle Beach and Double-A Frisco.
- ◆ **2011** Spent his final season as an outfielder in independent ball with San Angelo of the North American League...At end of the season made two appearances with 2.0 shutout innings for Alpine in the Pecos League to begin his pitching career...Signed with the Rangers after a workout on 12/20, following the season.

PERSONAL/MISCELLANEOUS

Full name **JONATHAN BENJAMIN EDWARDS**...Wife, Katelyn...Two sons, Benjamin and Joshua...Graduated from Keller High School (TX) in 2006...After initially signing in the 2006 First-Year Player Draft as an outfielder by the St. Louis Cardinals, played in five minor league seasons with the Cardinals organization...Later was signed by Texas Rangers' scout Bobby Crook.

TRIBE TIDBITS

Spent most of his childhood in Nash, NC before moving to Keller, TX when he was 8 years old.

Earned his real estate license during his elbow rehab and his first sale was the first house he and his wife bought in Aledo, TX.

Co-owns a baseball facility in Aledo, TX (Parker County Baseball Academy) and gave pitching lessons during his rehab.

Made "fewer than five appearances" as a pitcher in high school; playing almost entirely outfield.

In 2011, his Independent ball manager Doc Edwards in San Angelo traded him to the Pecos League (Alpine) halfway thru 2011 season in order for him to become a pitcher, he made three appearances and was injured (groin)...Is one of two alums of the league to reach MLB.

Signed with Texas in offseason of 2011 after a tryout arranged by former Indians Hitting Coordinator Luis Ortiz, who knew Jon thru Luis' baseball facility in Keller.

Was diagnosed with testicular cancer four months removed from his MLB debut on Dec. 15, 2014 and had surgery to remove it one week later.

Earned tryout and signed with Cleveland as a result of videos sent by Cody Allen to Indians personnel, Allen worked out with Edwards at the facility of his elbow surgeon, Keith Meister (TMI Sports).

CAREER SNAPSHOT

MILB.COM ORGANIZATION ALL-STAR

2015: Texas (AL)

POST-SEASON ALL-STAR

2015: El Paso (PCL)

MID-SEASON ALL-STAR


2015: Round Rock (PCL)

EDWARD'S FAVORITES

- Favorite Movie:** Secretariat
- Favorite Group/Artist:** Hillsong United
- Favorite Athlete Growing Up:** Frank Thomas
- Person Who Has Most Influenced:** Dad (Kevin)
- Favorite Road City:** Chicago
- Favorite Road Stadium:** Texas
- Favorite TV Show:** Fixer Upper

EDWARDS' CAREER GAME HIGHS

K's (relief): 3, three times, last September 20, 2018 vs. Chicago-AL; **BB (relief):** 2, six times, last September 23, 2018 vs. Boston; **LONGEST OUTING (relief):** 2.0 innings, August 26, 2014 at Seattle (w/TEX); **HR:** 2, October 4, 2015 at Los Angeles-NL (w/SD); **LAST SAVE:** n/a; **LAST WIN:** n/a.



TIM FEDEROWICZ 40

SPRING INVITEE

Age: 31, born August 5, 1987 in Erie, PA

Resides: Chapel Hill, NC Position: Catcher

Bats: R Throws: R Height: 5-10 Weight: 215

ML Service: 3 + 090

Pronunciation: \feh-d-ah-ROW-veh\

Contract Status: Signed thru 2019

Acquired: February 13, 2019; Signed by Cleveland to a Minor League free agent contract.



YEAR	CLUB	AVG	G	AB	R	H	2B	3B	HR	RBI	SH	SF	HB	BB	SO	SB	CS	SLG	OBP	OPS	E
2008	Lowell	.244	36	127	14	31	6	0	1	15	0	2	0	19	24	10	3	.315	.338	.653	2
2009	Greenville	.345	55	226	34	78	19	0	10	34	0	2	4	15	42	1	0	.562	.393	.955	6
	Salem	.257	51	187	18	48	13	0	4	24	1	3	1	5	22	1	0	.390	.276	.666	3
2010	Salem	.253	109	407	47	103	34	1	4	61	0	5	2	43	86	1	1	.371	.324	.695	6
2011	Portland	.277	90	339	46	94	20	0	8	52	0	8	3	32	63	1	0	.407	.338	.745	10
	Albuquerque	.325	25	83	17	27	7	0	6	17	0	2	2	15	20	0	0	.627	.431	1.058	0
	Los Angeles-NL	.154	7	13	0	2	0	0	0	1	0	0	1	2	4	0	0	.154	.313	.466	1
2012	Albuquerque	.294	115	412	71	121	34	1	11	76	1	7	3	52	91	0	1	.461	.371	.832	12
	Los Angeles-NL	.333	3	3	0	1	0	0	0	0	0	0	0	1	2	0	0	.333	.500	.833	0
2013	Los Angeles-NL	.231	56	160	12	37	8	0	4	16	2	1	0	10	56	0	0	.356	.275	.631	5
	Albuquerque	.418	21	79	20	33	8	1	8	25	2	2	1	14	26	0	0	.848	.500	1.348	0
2014	Albuquerque	.328	78	299	51	98	26	0	14	48	0	2	2	26	66	1	0	.555	.383	.938	7
	Los Angeles-NL	.113	23	71	2	8	3	0	1	5	2	1	1	3	18	0	0	.197	.158	.355	3
2015	Ft. Wayne	.313	5	16	3	5	1	0	1	3	0	0	0	2	7	0	0	.563	.389	.951	0
	El Paso	.179	22	78	11	14	4	0	3	6	0	0	0	5	19	0	0	.346	.229	.575	1
2016	Iowa	.293	65	229	25	67	12	0	8	39	0	2	4	18	51	3	0	.450	.352	.802	4
	Chicago-NL	.194	17	31	3	6	2	0	0	3	0	1	0	1	12	0	0	.258	.212	.470	1
2017	Sacramento	.300	77	283	34	85	19	0	9	43	0	1	0	30	65	3	0	.463	.366	.829	6
	San Francisco	.231	13	13	3	3	0	0	2	3	0	0	0	1	4	0	0	.692	.286	.978	0
2018	Fresno	.328	38	134	24	44	13	0	6	22	0	0	1	16	27	0	0	.560	.404	.964	4
	Houston	.206	10	34	4	7	3	0	0	2	0	0	0	1	13	0	0	.294	.229	.523	1
	Louisville	.244	23	78	10	19	6	0	1	9	0	1	0	9	20	0	0	.359	.318	.677	0
	Cincinnati	.333	5	6	1	2	1	0	1	2	0	0	0	1	3	0	0	1.000	.429	1.429	0
Minor Lge. Totals		.291	810	2977	425	867	222	3	94	474	4	37	23	301	629	21	5	.463	.357	.819	61
CLEVELAND TOTALS		--	--	--	--	--	--	--	--	--	--	--	--	--	--	--	--	--	--	--	--
American League		.206	10	34	4	7	3	0	0	2	0	0	0	1	13	0	0	.294	.229	.523	1
National League		.199	124	297	21	59	14	0	8	30	4	3	2	19	99	0	0	.327	.249	.576	10
M.L. TOTALS		.199	134	331	25	66	17	0	8	32	4	3	2	20	112	0	0	.323	.247	.570	11

CAREER TRANSACTION

- 2008 Selected by the Boston Red Sox in the 7th round (232nd overall) of the June draft. Signed, 7/7.
- 2011 Traded as part of a 3-team trade by the Boston Red Sox with Juan Rodriguez and Stephen Fife to the Los Angeles Dodgers. The Los Angeles Dodgers sent Trayvon Robinson to the Seattle Mariners. The Boston Red Sox sent Chih-Hsien Chiang to the Seattle Mariners. The Seattle Mariners sent Erik Bedard and Josh Fields to the Boston Red Sox, 7/31.
- 2014 Traded by the Los Angeles Dodgers with Matt Kemp and cash to the San Diego Padres for Zach Eflin, Yasmani Grandal and Joe Wieland, 12/18.
- 2015 DL - torn meniscus, right knee, 3/26-7/31. Rehab A Fort Wayne, 7/12-17. Rehab AAA El Paso, 7/18-31.
- 2015 Granted Free Agency, 11/6.
- 2016 Signed as a Free Agent with the Chicago Cubs, 1/14. Granted Free Agency, 11/7.
- 2016 Signed as a Free Agent with the San Francisco Giants, 12/9.
- 2017 Granted Free Agency, 11/3. Signed as a Free Agent with the Houston Astros, 12/11.
- 2018 Granted Free Agency, 7/30.
- 2018 Signed as a Free Agent with the Cincinnati Reds, 8/2. Granted Free Agency, 10/3.
- 2019 Signed as a Free Agent with the Cleveland Indians, 2/13.

FIELDING BY POSITION

PCT	2018							Catcher	PCT	CAREER						
	G	PO	A	E	TC	DP	PB			G	PO	A	E	TC	DP	PB
.990	14	96	8	1	105	0	1	Catcher	.986	108	678	82	11	771	2	5
-	-	-	-	-	-	-	-	First Base	-	3	-	-	-	-	-	-

2018 SEASON HIGHLIGHTS

- ◆ Spent the majority of the season at the Triple-A levels for Houston and Cincinnati and appeared in 15 games at the Major League level for the Astros and Reds...Combined on the year at AAA he batted .297 (63-for-212) with 19 doubles, 7 homers and 31 RBI in 62 games (.372/.486/.858)...Was with the Astros over two stints (May 29-June 7; July 3-25) and elected free agency on July 30 upon being designated by the Astros for the second time.
- ◆ Signed with Cincinnati on August 2...Promoted to the Major League club after the conclusion of the Minor League season (Sept. 5) and spent the rest of the year with the Reds...Made 5 appearances for the Reds, including his lone start in the final game of the season at Pittsburgh (9/30), during which he hit his only homer (two-run off Clay Holmes)...Reds pitchers posted a 2.65 ERA when he caught (17IP)...Over his seven-year Major League career has thrown out 20 of 71 potential basestealers (28.2%).

PRO CAREER

- ◆ **2017** The veteran backstop had two separate stints with San Francisco.
- ◆ **2016** Had two stints with the Cubs, 4/28-6/17 and from 9/6 through the end of the season.
- ◆ **2015** Underwent surgery to repair a complete tear of the lateral meniscus in his right knee on 3/13 at Scripps Clinic in La Jolla, Calif...Played in a combined 27 rehab games with Class A Fort Wayne and Triple A El Paso, batting .202 (19-for-94) with four homers and nine RBI.
- ◆ **2014** Spent the majority of the season with Triple A Albuquerque, hitting .328 with 26 doubles, 14 home runs and 48 RBI in 78 games for the Isotopes...Also saw time with the Major League club, playing in 23 games for the Dodgers.
- ◆ **2013** Spent the majority of the season with the big league club after making his first career Opening Day roster...Hit his first career MLB homer on 6/1 at Colorado off Jhoulys Chacin in the third inning...Made the Dodgers' roster for the National League Division and Championship series but did not play in any games.
- ◆ **2012** With Triple A Albuquerque, hit .294 with a team-high 34 doubles, 11 home runs and a career-high 76 RBI in 115 games...Appeared in just three big league games with the Dodgers, going 1-for-3...Led the entire PCL with a 39% caught-stealing pct.
- ◆ **2011** Played in 90 games for Double A Portland in the Red Sox system before being acquired by the Dodgers, 7/31 with pitchers Stephen Fife and Juan Rodriguez for pitchers Erik Bedard and Josh Fields and outfielder Trayvon Robinson...Recalled by the Dodgers on 9/6 for his first call-up and made his debut as a pinch-hitter 9/11 at San Francisco...Made his first Major League start 9/15 vs. Pittsburgh, going 1-for-2 with a single off of Ross Ohlendorf for his first career hit...Named by **Baseball America** as the Dodgers' best defensive catcher after the season.
- ◆ **2010** Finished third in the Carolina League and fifth overall in Boston's farm system with 34 doubles...Named the best defensive catcher in the Red Sox system by Baseball America following the season.
- ◆ **2009** Split season between Class-A Greenville and Class-A Salem, leading all Red Sox farmhands with a combined .305 average while hitting 14 homers and collecting 58 RBI.

CAREER SNAPSHOT

POST-SEASON ALL-STAR

2012: Albuquerque (PCL)

MID-SEASON ALL-STAR

2009: Greenville (SAL)


2012: Albuquerque (PCL)

PERSONAL/MISCELLANEOUS

Full name **TIMOTHY JOSEPH FEDEROWICZ (feh-d-ah-ROW-viceh)**...Wife, Megan... One girl, Emma...Hit .319 with 21 home runs and 125 RBI over his three-year career (2006-08) at the University of North Carolina-Chapel Hill...Ranks sixth all-time at UNC in doubles (57) and ninth in RBI...Reached the College Baseball World Series finals twice in his collegiate career (2006 and 2007) but fell both times to Oregon State... Was a 2006 Freshman All-American and was named to the 2006 All-College World Series team... Was a member of the U.S. National team that won the 2006 FISU World Championship in Havana, Cuba...2005 graduate of Apex High School (NC)...Lived in Erie only eight months, his grandfather still resides there...Favorite team growing up was the Atlanta Braves and his favorite players were Derek Jeter and Chipper Jones.

FEDEROWICZ' CAREER GAME HIGHS

HITS: 3, Aug. 7, 2013 at St. Louis; **RUNS:** 2, three times; **DOUBLES:** 1, many; **HR:** 1, eight times, last September 30, 2018 vs. Pittsburgh; **RBI:** 3, three times, June 7, 2014 at Colorado; **SB:** n/a; **BB:** 2, two times, last August 20, 2013 at Miami; **HITTING STREAK:** 4 games, Aug. 1-9, 2013; **GRAND SLAMS:** N/A; **LEAD-OFF HR:** N/A; **"WALK-OFF" HR:** N/A; **PINCH-HIT HR:** N/A.



RYAN FLAHERTY 7

SPRING INVITEE

Age: 32, born July 27, 1986 in Portland, ME



Resides: Boca Raton, FL Position: Infielder

Bats: L Throws: R Height: 6-3 Weight: 205

ML Service: 7 + 000 Pronunciation: \FLAIR-ety\

Contract Status (Options): Signed thru 2019 (3)

Acquired: Feb. 7, 2019; Signed by Cleveland to a Minor League free agent contract.

YEAR	CLUB	AVG	G	AB	R	H	2B	3B	HR	RBI	SH	SF	HB	BB	SO	SB	CS	SLG	OBP	OPS	E																				
2008	Boise	.297	56	219	39	65	19	2	8	26	1	0	1	24	51	4	2	.511	.369	.880	16																				
2009	Peoria	.276	131	485	81	134	24	5	20	81	2	4	2	50	98	7	6	.470	.344	.814	15																				
2010	Tennessee	.183	23	71	10	13	2	0	1	9	0	2	1	10	12	1	0	.254	.286	.539	0																				
	Daytona	.286	108	420	65	120	34	3	9	63	1	9	4	41	74	6	3	.445	.348	.793	24																				
2011	Tennessee	.305	83	302	52	92	20	2	14	66	0	2	0	40	55	4	6	.523	.384	.907	7																				
	Iowa	.237	49	173	22	41	11	1	5	22	2	1	0	10	44	1	0	.399	.277	.676	6																				
2012	Baltimore	.216	77	153	15	33	2	1	6	19	3	1	3	6	43	1	0	.359	.258	.617	3																				
	Norfolk	.289	9	38	5	11	1	1	2	3	0	0	1	2	9	0	0	.526	.341	.868	0																				
2013	Baltimore	.224	85	246	28	55	11	0	10	27	1	0	5	19	62	2	0	.390	.293	.683	2																				
	Norfolk	.265	8	34	4	9	1	0	2	5	0	0	0	1	8	0	0	.471	.286	.756	1																				
	Delmarva	.250	2	8	1	2	1	0	0	1	0	0	0	0	3	0	0	.375	.250	.625	0																				
	Frederick	.286	2	7	1	2	0	0	1	2	0	0	0	0	3	0	0	.714	.286	1.000	0																				
2014	Baltimore	.221	102	281	33	62	15	1	7	32	3	1	5	22	68	1	0	.356	.288	.644	10																				
2015	Baltimore	.202	91	267	34	54	8	3	9	31	2	2	4	26	81	0	0	.356	.281	.637	2																				
	Bowie	.333	3	12	2	4	1	0	1	2	0	0	0	1	1	0	0	.667	.385	1.051	0																				
	Norfolk	.000	2	5	1	0	0	0	0	2	0	1	0	3	0	0	0	.000	.333	.333	0																				
2016	Baltimore	.217	74	157	16	34	7	0	3	15	1	1	0	17	48	2	0	.318	.291	.610	3																				
	Norfolk	.421	5	19	3	8	1	0	0	1	0	0	0	3	5	0	0	.474	.500	.974	0																				
2017	Baltimore	.211	23	38	5	8	1	0	0	4	0	0	1	4	10	0	0	.237	.302	.539	1																				
	Bowie	.395	12	38	18	15	3	0	2	6	0	0	1	10	3	0	0	.632	.531	1.162	1																				
	Frederick	.154	4	13	2	2	0	0	0	0	0	0	1	5	3	0	0	.154	.421	.575	0																				
2018	Atlanta	.217	81	161	17	35	6	0	2	13	1	1	1	18	41	4	2	.292	.298	.590	2																				
	Gwinnett	.267	8	30	3	8	1	0	0	4	0	0	1	1	9	0	0	.300	.313	.613	1																				
Minor Lge. Totals		.281	505	1874	309	526	119	14	65	293	6	19	12	201	378	23	17	.463	.351	.814	71																				
CLEVELAND TOTALS																						--	--	--	--	--	--	--	--	--	--	--	--	--	--	--	--	--	--	--	--
American League		.215	452	1142	131	246	44	5	35	128	10	5	18	94	312	6	0	.355	.284	.639	21																				
National League		.217	81	161	17	35	6	0	2	13	1	1	1	18	41	4	2	.292	.298	.590	2																				
M.L. TOTALS		.216	533	1303	148	281	50	5	37	141	11	6	19	112	353	10	2	.347	.286	.633	23																				

POSTSEASON RECORD

YEAR	CLUB	AVG	G	AB	R	H	2B	3B	HR	RBI	SH	SF	HBP	BB	SO	SB	CS	E
2012	BAL (ALWC vTEX)	.333	1	3	0	1	0	0	0	0	0	0	0	0	1	0	0	0
	BAL (ALDS vNYY)	.250	3	8	1	2	0	0	1	1	0	0	0	0	1	0	0	0
2014	BAL (ALDS vDET)	.222	3	9	2	2	0	0	0	1	0	0	0	1	2	0	0	0
	BAL (ALCS vKC)	.333	4	12	2	4	0	0	1	3	0	0	0	3	5	0	0	0
2018	ATL (NLDS vLA)	.000	2	2	0	0	0	0	0	0	0	0	0	0	0	0	0	0
TOTALS		.265	13	34	5	9	0	0	2	5	0	0	0	4	9	0	0	0

CAREER TRANSACTIONS

- 2008 Selected by the Chicago Cubs in the 1st round (41st pick) of the June draft. Signed, 6/16.
- 2011 Drafted by the Baltimore Orioles from the Chicago Cubs in the Rule 5 draft, 12/8.
- 2012 DL - bacterial infection, 8/2-23. Rehab assignment to AAA Norfolk, 8/14-23.
- 2015 DL - right groin strain, 4/23-5/7. Rehab assignment to AA Bowie, 5/4-6.
- 2015 DL - right groin strain, 5/12-26. Rehab assignment to AAA Norfolk, 5/25-26.
- 2017 DL - right shoulder strain, 5/19-8/16. Rehab assignment to AA Bowie, 7/27-30, A Frederick, 7/31-8/3, AA Bowie, 8/4-13.
- 2017 Granted Free Agency, 11/2.
- 2018 Signed as a Free Agent with the Philadelphia Phillies, 2/8. Released by the Philadelphia Phillies, 3/22.
- 2018 Signed as a Free Agent with the Atlanta Braves, 3/26. Granted Free Agency, 10/29
- 2019 Signed as a Free Agent with the Cleveland Indians, 2/7.

FIELDING BY POSITION

PCT	G	PO	2018				DP		PCT	G	PO	CAREER			
			A	E	TC	DP						A	E	TC	DP
1.000	1	1	2	0	3	0	Second base	.992	193	283	470	6	759	119	
.970	40	16	49	2	67	6	Third base	.956	160	57	228	13	298	27	
-	-	-	-	-	-	-	Shortstop	.983	72	72	98	3	173	23	
-	-	-	-	-	-	-	Outfield	.980	43	48	1	1	50	0	
1.000	7	18	0	0	18	2	First base	1.000	35	169	5	0	174	16	
-	-	-	-	-	-	-	Pitcher	1.000	1	0	1	0	1	0	
.981	23	22	31	1	54	9	Totals	.995	73	71	126	1	198	32	

2018 SEASON HIGHLIGHTS

- ◆ Spent the year with the Atlanta Braves after being released by the Phillies at the conclusion of Spring Training...With Atlanta he started 23 of the club's first 29 games, including a career-best 4 runs and 4 hits on March 31 vs. Philadelphia (made only 9 starts the rest of the year)...Appeared in 40 games at third base, 7 at first base and 1 at second base...Was designated for assignment on Aug. 20 and outrighted to AAA Gwinnett and later purchased from the Braves on Sept. 2, spending the rest of the season with the NL East champs...Suffered an 0-for-22 stretch in second half.

CAREER SNAPSHOT

MID-SEASON ALL-STAR

2011: Tennessee (SOU)

Baseball America SHORT-SEASON ALL-STAR

2008: Boise (NOR)

NWL POST-SEASON ALL-STAR

2008: Boise (NOR)

PRO CAREER

- ◆ **2017** Played in a MLB career-low 23 games with Baltimore and did not hit a home run for the first time in his career...Was on the DL from 5/19-8/16 with a right shoulder strain.
- ◆ **2016** Spent majority of the season with Baltimore...Played in games at 3rd base (40), SS (13), 1st base (7), RF (6), LF (3), 2nd base (1) and pitcher (1)...Optioned to Norfolk (AAA) on 4/25, batting .421 (8-19) in 5 games before being recalled on 5/3 for remainder of season...Appeared on Orioles AL Wild Card Game roster but did not play.
- ◆ **2015** Spent majority of the season with Baltimore...Had 2 DL stints due to a right groin strain, 4/23-5/7 and 5/12-26; included rehab assignments with Bowie and Norfolk...Hit home runs at five different positions (1st base, 2nd base, SS, 3rd base and RF)...Snapped an 0-for-34 stretch on 8/20 vs MIN with a single in the eighth inning; was the longest hitless stretch in terms of at-bats by an Oriole since 1974.
- ◆ **2014** Made the Opening Day roster and spent season with O's...Set then career highs in games (102), plate appearances (312), runs (33), hits (62), doubles (15), RBI (32), walks (22) and total bases (100)...Played in all 7 of Baltimore's postseason games, slashing .286/.400/.429 with a home run and 4 RBI in 25 plate appearances.
- ◆ **2013** Made his second straight Opening Day roster...Collected first career multi-home run game 6/23 at Toronto and drove in a season-high 4 RBI.
- ◆ **2012** Made his first career Opening Day Roster, staying with Baltimore all season after being selected from CHI in Rule 5 Draft...Made his MLB debut on 4/7 vs Minnesota with a defensive appearance at 3rd base...Collected his first ML hit and RBI on 4/26 vs Toronto...Led off the game with his first MLB home run on 5/10 vs TEX (gm 1 off Colby Lewis); it was the start of Baltimore going back-to-back-to-back to begin a game for the first time in American League history
- ◆ **2011** Split the season between Tennessee (AA) and Iowa (AAA)...Slashed a combined .280/.347/.478 with 31 2B, 3 3B, 19 HR and 88 RBI between the two levels...Began the season with Tennessee.
- ◆ **2010** Began season with Tennessee...Transferred to Daytona (A) on 5/7 for the remainder of the season...Was T-2nd in the Florida State League in doubles (34) and 9th in batting (.286).
- ◆ **2009** Spent the season with Peoria (A)...Led all CHI minor league players in home runs and ranked 3rd in RBI...Following the season, was named the 9th-best prospect in the Cubs minor league system by *Baseball America*.

PERSONAL/MISCELLANEOUS

Full name **RYAN EDWARD FLAHERTY**... Married, Ashley... 2005 graduate of Deering High School (ME) where he played quarterback on the 2003 Deering Class-A State Champions (13-0)... Attended Vanderbilt University... Oldest son of Ed Flaherty, longtime baseball coach at the University of Southern Maine...Grew up a Red Sox fan, big fan of Trot Nixon and Nomar Garciaparra.

FLAHERTY'S CAREER GAME HIGHS

HITS: 4, two times, last 4, March 31, 2018 vs. Philadelphia; **RUNS:** 4, March 31, 2018 vs. Philadelphia; **DOUBLES:** 2, March 31, 2018 vs. Philadelphia; **HOME RUNS:** 2, two times, last Sept. 25, 2013 vs. Toronto; **RBI:** 5, Sept. 28, 2012 vs Boston; **WALKS:** 3, April 6, 2018 at Colorado; **STOLEN BASES:** 1, several; **HITTING STREAK:** 8 games, 6/18-29/13; **GRAND SLAMS:** 1, Sept. 28, 2012 vs Boston (Aaron Cook); **INSIDE-THE-PARK HR:** N/A; **LEADOFF HR:** 1, May 10, 2012 (Gm 1) vs. Texas (Colby Lewis); **PINCH HR:** N/A; **WALK-OFF HR:** N/A.



MIKE FREEMAN 6

SPRING INVITEE

Age: 31, born August 4, 1987 in Orlando, FL

Resides: Greenville, SC **Position:** Infielder

Bats: L **Throws:** R **Height:** 6-0 **Weight:** 195

ML Service: 0 + 116

Contract Status (options remaining): Signed thru 2019 (1)

Acquired: November 20, 2018; Signed by Cleveland to a Minor League free agent contract.



@MikeBFree5

mikebfree5

YEAR	CLUB	AVG	G	AB	R	H	2B	3B	HR	RBI	SH	SF	HB	BB	SO	SB	CS	SLG	OBP	OPS	E
2010	Yakima	.333	53	189	39	63	9	1	1	23	0	3	0	24	29	20	3	.407	.403	.810	4
2011	South Bend	.261	70	257	35	67	15	2	0	27	5	5	2	27	39	16	2	.335	.330	.665	4
2012	Visalia	.309	*135	537	91	*166	24	5	3	59	6	5	2	60	88	30	4	.389	.377	.767	23
2013	Mobile	.247	131	454	61	112	20	0	1	40	6	5	6	65	84	29	10	.297	.345	.643	11
2014	Mobile	.214	52	196	27	42	7	3	5	16	2	1	2	20	41	7	1	.357	.292	.649	3
	Reno	.307	71	218	37	67	11	7	1	25	0	2	0	21	25	6	0	.436	.365	.801	4
2015	Hillsboro	.200	3	10	1	2	1	0	0	0	0	0	0	1	2	0	0	.300	.273	.573	0
	Reno	.317	113	398	79	126	23	5	3	41	1	1	1	34	51	10	0	.422	.371	.793	10
2016	Reno	.317	88	341	56	108	17	6	1	24	2	1	2	38	75	11	1	.411	.387	.798	5
	Arizona	.000	8	9	0	0	0	0	0	0	0	0	0	2	5	0	0	.000	.182	.182	0
	Tacoma	.305	26	105	15	32	6	0	3	15	0	1	0	13	19	1	0	.448	.378	.826	4
	Seattle	.385	13	13	1	5	1	0	0	1	0	0	0	0	2	0	0	.462	.385	.846	0
2017	Tacoma	.350	16	60	12	21	3	1	1	9	0	0	0	7	10	2	0	.483	.418	.901	1
	Seattle	.067	16	30	3	2	0	0	1	1	0	0	0	4	9	0	0	.167	.176	.343	1
	Oklahoma City	.306	41	121	17	37	4	2	0	16	1	1	3	13	31	5	0	.372	.384	.756	3
	Los Angeles-NL	.000	4	5	0	0	0	0	0	0	0	0	0	0	2	0	0	.000	.000	.000	0
	Iowa	.273	23	77	10	21	3	0	2	6	1	1	2	7	19	3	0	.390	.345	.734	0
	Chicago-NL	.160	15	25	3	4	2	0	0	0	0	0	0	2	8	0	0	.240	.222	.462	2
2018	Iowa	.274	78	303	51	83	15	2	6	38	1	1	1	25	66	6	6	.396	.330	.726	4
	AZL Cubs	.308	4	13	1	4	2	0	0	5	0	0	1	0	4	0	0	.462	.357	.819	3
	Chicago-NL	--	1	0	0	0	0	0	0	0	1	0	0	0	0	0	0	--	--	--	0
Minor Lge. Totals		.290	904	3279	532	951	160	34	27	344	25	27	22	355	583	146	27	.384	.360	.745	79
CLEVELAND TOTALS		--	--	--	--	--	--	--	--	--	--	--	--	--	--	--	--	--	--	--	--
American League		.163	29	43	4	7	1	0	1	2	0	0	0	4	11	0	0	.256	.234	.490	1
National League		.103	28	39	3	4	2	0	0	0	1	0	0	4	15	0	0	.154	.182	.336	2
M.L. TOTALS		.134	57	82	7	11	3	0	1	2	1	0	0	8	26	0	0	.207	.209	.416	3

CAREER TRANSACTION

- 2006 Selected by the San Diego Padres in the 41st round of the June draft, but did not sign.
- 2009 Selected by the Arizona Diamondbacks in the 36th round of the June draft, but did not sign.
- 2010 Selected by the Arizona Diamondbacks in the 11th round (331st overall) of the June draft. Signed, 7/6.
- 2016 Selected off waivers by the Seattle Mariners from the Arizona Diamondbacks, 8/1.
- 2017 Selected off waivers by the Los Angeles Dodgers from the Seattle Mariners, 5/26. Granted Free Agency, 8/5.
- 2017 Signed as a Free Agent with the Chicago Cubs, 8/6. Granted Free Agency, 11/6.
- 2017 Signed as a Free Agent with the Chicago Cubs, 11/20.
- 2018 Granted Free Agency, 11/2.
- 2018 Signed as a Free Agent with the Cleveland Indians, 11/20.

FIELDING BY POSITION

PCT	G	PO	2018				DP	PCT	G	PO	CAREER			
			A	E	TC	DP					A	E	TC	DP
-	-	-	-	-	-	-	Shortstop	.944	12	12	22	2	36	4
1.000	1	2	1	0	3	1	Second Base	.962	12	14	11	1	26	6
-	-	-	-	-	-	-	First Base	1.000	3	18	4	0	22	4
-	-	-	-	-	-	-	Third Base	1.000	3	1	3	0	4	0
-	-	-	-	-	-	-	Outfield	1.000	1	1	0	0	1	0
-	-	-	-	-	-	-	Pitcher	-	1	-	-	-	-	-
1.000	1	2	1	0	3	1	Totals	.966	33	46	40	3	89	14

2018 SEASON HIGHLIGHTS

- ◆ Spent most of the year at Triple-A Iowa in his second season in the Cubs organization...Sidelines nearly two months, June 21-Aug. 17 with a right knee meniscus injury that required surgery... Rehabbed with the AZL Cubs in August...Selected by the Cubs, September 22, after spending the entire season in the minors...Appeared in one game for the Cubs on September 26 vs. Pittsburgh ...Entered to play second base in the ninth inning ...Had a sacrifice bunt in the bottom of the 10th to move the eventual game-winning run into scoring position.
- ◆ At Iowa appeared in 55 games at shortstop, 16 games at second base, 4 games in center field and 1 game at third base... Upon returning from the knee injury he batted .316 (18-for-57) with 5 2B, 1 HR and 11 RBI in 16 games to end the season... Batted .284 (33-for-116) with runners on base.

CAREER SNAPSHOT

MID-SEASON ALL-STAR

2013: Mobile (SOU)

MILB.COM ORGANIZATION ALL-STAR

2010: Arizona (NL)

2012: Arizona (NL)

PRO CAREER

- ◆ **2017** Mike appeared with six teams, playing for both the Triple-A and MLB clubs in the Seattle, Los Angeles (N.L.) and Cubs organizations...Signed with Chicago in August and appeared in 15 games with the Cubs in September...Batted a combined .100 (6-for-60) with two doubles and one homer in 35 major league games with the Mariners (16 games), Dodgers (4 games) and Cubs.. Hit his first-career homer 4/12 vs. Houston while with Seattle...Made his first-career pitching appearance with Seattle in a 16-1 setback, 5/20 vs. the White Sox...Was designated for assignment by the Cubs, 10/26, and re-signed with the club on a minor league contract, 11/20.
- ◆ **2016** Made MLB debut on 7/17 with Arizona, batting .227 (5-for-22) with one run, double and RBI in 21 games with Arizona (8 games) and Seattle (13 games)...Collected his first hit (single off Matt Shoemaker) and RBI in his Mariners debut, 8/7 vs. the Angels...After beginning the season in the Arizona organization, he was claimed off waivers by the Mariners, 8/1.
- ◆ **2015** Combined to hit .314 (128-for-408) with 80 runs, 24 doubles, three home runs, 41 RBI and 35 walks between Triple-A Reno and Single-A Hillsboro ...Missed time on the D.L. with a right knee sprain, 6/27-7/20...Tied for ninth in runs scored in the Pacific Coast League with 79.
- ◆ **2013** Spent the entire season with Double-A Mobile, batting .247 (112-for-454) with 20 doubles, one homer and 29 stolen bases...Ranked tied for sixth in the Southern League in stolen bases.
- ◆ **2012** Batted .309 (166-for-537) with 24 doubles, five triples, three homers, 59 RBI and 30 stolen bases with Single-A Visalia...Led the California League in hits and games played (135), while ranking sixth in runs scored (91) and seven in steals.
- ◆ **2011** Played in 70 games with Single-A South Bend, hitting .261 (67-for-257) with 15 doubles and 27 RBI...Was placed on the disabled list with a sprained left knee, 7/2, and missed the rest of the season.

PERSONAL/MISCELLANEOUS

Full name **MICHAEL BARRETT FREEMAN**...Wife, Caroline... Daughter, Savannah...Attended the University of Georgia and Clemson University ...Graduated from Clemson University after being named 2010 All-ACC Second-Team....Played for Brewster in the Cape Cod League in 2008 and earned the league's citizenship award... Also garnered All-Academic ACC honors from 2008-10... 2006 graduate of Edgewater (Orlando, Fla.) High School...Hobbies include hunting, reading, watching football and playing golf...Grew up an Atlanta Braves fan, Jeff Blauser and Chipper Jones being his favorite players...Also enjoyed watching Brian Roberts and Omar Vizquel.

FREEMAN'S CAREER GAME HIGHS

HITS: 2, four times, last Sept. 26, 2017 at St. Louis; **RUNS:** 1, several; **DOUBLES:** 1, several; **HR:** 1, April 12, 2017 vs. Houston (Fiers); **RBI:** 1, two times; **SB:** n/a; **BB:** 1, several; **HITTING STREAK:** 3 games, 10/1/16-4/12/17; **GRAND SLAMS:** N/A; **LEAD-OFF HR:** N/A; **"WALK-OFF" HR:** N/A; **PINCH-HIT HR:** N/A.



NICK GOODY 44

Age: 27, born July 6, 1991 in Orlando, FL

Resides: Orlando, FL

Position: Pitcher

Bats: R Throws: R

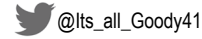
Height: 5-11

Weight: 200

ML Service: 2 + 160

Contract Status (options remaining): Signed thru 2019 (1)

Acquired: December 20, 2016; Acquired by Cleveland from the New York Yankees in exchange for a player to be named later (5/5/17) or cash...Indians sent Yoiber Marquina (May 5, 2017) to the Yankees to complete the trade.



		OPPONENTS																			
YEAR	CLUB	W-L	ERA	G	GS	CG	SHO	SV	IP	H	R	ER	HR	HB	BB	SO	WP	BK	AVG	SLG	OBP
2012	Staten Island	0-0	0.00	3	0	0	0	1	3.1	1	0	0	0	0	1	5	0	0	.091	.182	.167
	Charleston (SC)	1-2	1.09	17	0	0	0	6	24.2	15	3	3	0	1	7	40	0	0	.174	.221	.245
	Tampa	0-0	2.25	3	0	0	0	0	4.0	4	1	1	0	0	1	7	1	0	.250	.375	.294
2013	Tampa	1-0	3.00	2	0	0	0	0	3.0	2	1	1	1	0	2	3	1	0	.182	.455	.308
2014	Tampa	2-0	2.35	12	4	0	0	0	15.1	10	4	4	1	1	5	27	1	0	.182	.255	.262
	Trenton	0-3	6.75	15	0	0	0	0	16.0	20	12	12	3	0	10	19	1	0	.313	.578	.400
2015	Trenton	1-1	1.73	29	0	0	0	4	41.2	29	8	8	2	2	14	59	2	0	.190	.275	.265
	Scranton/WB	1-1	1.31	14	0	0	0	4	20.2	14	4	3	0	0	7	25	3	0	.192	.247	.263
	New York-AL	0-0	4.76	7	0	0	0	0	5.2	6	3	3	0	1	3	3	0	0	.273	.409	.385
2016	Scranton/WB	0-1	1.93	18	0	0	0	5	23.1	12	5	5	4	0	4	35	2	0	.146	.305	.186
	New York-AL	0-0	4.66	27	0	0	0	0	29.0	30	15	15	7	1	12	34	0	0	.265	.540	.339
2017	Columbus	1-0	0.00	3	0	0	0	0	4.1	2	0	0	0	1	1	10	0	0	.133	.267	.235
	CLEVELAND	1-2	2.80	56	0	0	0	0	54.2	39	20	17	7	3	20	72	4	0	.198	.350	.282
2018	CLEVELAND	0-2	6.94	12	0	0	0	0	11.2	15	9	9	4	1	5	12	1	0	.288	.654	.362
Minor Lge. Totals		7-8	2.13	116	4	0	0	20	156.1	109	38	37	11	5	52	230	11	0	.193	.304	.266
CLEVELAND TOTALS		1-4	3.53	68	0	0	0	0	66.1	54	29	26	11	4	25	84	5	0	.217	.414	.299
American League		1-4	3.92	102	0	0	0	0	101.0	90	47	44	18	6	40	121	5	0	.234	.451	.316
National League		--	--	--	--	--	--	--	--	--	--	--	--	--	--	--	--	--	--	--	--
M.L. TOTALS		1-4	3.92	102	0	0	0	0	101.0	90	47	44	18	6	40	121	5	0	.234	.451	.316

CAREER TRANSACTIONS

- 2011 Selected by the New York Yankees in the 22nd round of the June draft, but did not sign.
- 2012 Selected by the New York Yankees in the 6th round (217th overall) of the June draft. Signed 6/14.
- 2016 Traded by the New York Yankees to the Cleveland Indians for player to be named or cash, 12/20. The Indians sent Yoiber Marquina to the New York Yankees to complete the trade, 5/5/17.
- 2018 DL - right elbow inflammation, 5/4-remainder of season.

FIELDING BY POSITION

2018											CAREER					
PCT	G	PO	A	E	TC	DP	PCT	G	PO	A	E	TC	DP			
-	12	-	-	-	-	-	Pitcher	.909	102	2	8	1	11	1		

PITCHERS HITTING

2018						CAREER					
AVG	AB	H	HR	RBI	AVG	AB	H	HR	RBI		
-	-	-	-	-	-	-	-	-	-		

2018 SEASON HIGHLIGHTS

- ◆ Season was limited to just 12 appearances due to a right elbow injury suffered in early May and did not pitch after May 3...Season got off to a strong start, allowing just one run (ER) over his first eight appearances, covering 8.0 innings... Allowed runs over each of his last four appearances (8R-ER/3.2IP) and was removed from his final appearance of May 3 vs. Toronto (game 1) after four batters and 12 pitches with a right elbow hyperextension/bone spurs.
- ◆ Progressed to throwing bullpens and live batting practice in Cleveland before transferring his rehab to Goodyear, AZ in early August...Was shutdown on August 20 due to continued soreness in the elbow...For the year allowed runs in 5 of his 12 outings, striking out 12 over 11.2 innings... Allowed all four homers on the season over his last four outings, April 26-May 3 (3.2IP)...Batters hit just .167 (5-for-30) off him with runners on and .188 (3-for-16) with RISP.
- ◆ Underwent right elbow arthroscopic debridement on August 31 in Dallas, TX (Dr. Keith Meister)...Meister performed a debridement of elbow and removed a small bone spur...Expected to be ready for the 2019 season.

PRO CAREER

- ◆ **2017** Spent virtually the entire season in the Indians bullpen and provided steady relief through the middle innings on his way to a season ERA of 2.80 (20th-lowest relief ERA in the A.L.)...His .198 average against (39/197) was the 13th-lowest relief batting average against in the American League...Started the year off in AAA Columbus after a strong spring (0.90 ERA), recording three scoreless outings for the Clippers over 4.1 IP...Recalled to Cleveland on 4/14 and spent the remainder of the season at the Major League level...Did not allow an earned run over his first 17 games with Cleveland, covering 20.1IP (9H, 1R/0ER, 5BB, 22SO, .134 avg)...Struck out 11.9 batters per 9.0IP...ERA from 7/5 thru the end of the season was 5.09 (23.0IP, 19H, 13ER) over 27 games...ERA from 8/17-on was 2.70 (13.1IP, 8H, 4ER) over his final 16 appearances...Had 11 outings of at least 1.1 IP...Recorded his first Major League win on 6/17 at Minnesota (night)...Struck out a single-game career-best five batters on 7/30 at Chicago-AL...Was not on the ALDS roster.
- ◆ **2016** Split the season between AAA Scranton/Wilkes-Barre and the Major Leagues with the Yankees, posting a 4.66 ERA (29.0IP, 15ER) without recording a decision in 27 relief appearances over four stints(4/22-6/26, 7/9-21, 8/1-11 and 9/2-10/2)...Tossed a career-high 3.1 scoreless innings (1H, 3K) in 5/13 loss vs. Chicago-AL...Went at least 1.0 IP in all of his Triple-A games.
- ◆ **2015** Saw his first Major League action over five stints with the Yankees (7/25-28, 7/30-8/1, 8/12-13, 8/26 and 9/6-10/4)... Made his Major League debut in 7/30 loss at Texas, allowing an earned run and a walk in 0.1IP (1K)...Recorded his first career strikeout (Robinson Chirinos, swinging)...Began the season with Double-A Trenton, promoted to Scranton/WB on 7/7.
- ◆ **2014** Split time with Single-A Tampa and Double-A Trenton, going 2-3 with a 4.60 ERA (31.1IP, 30H, 16ER, 15BB, 46K) in 27 games (four starts)...Missed the first month of the season on the minor league disabled list (4/3-5/6) recovering from "Tommy John" surgery, performed in April 2013.
- ◆ **2013** Made two appearances with Single-A Tampa, going 1-0 with a 3.00 ERA (3.0IP, 1ER)...Was placed on the minor league disabled list on 4/10 and missed the remainder of the season...Underwent "Tommy John" surgery on 4/16.
- ◆ **2012** Made his professional debut, combining to go 1-2 with seven saves and a 1.13 ERA (32.0IP, 20H, 4ER, 52K) in 23 relief appearances with short-season Single-A Staten Island, Single-A Charleston and Single-A Tampa.

PERSONAL/MISCELLANEOUS


Full name **NICHOLAS GUNNAR GOODY**...Married, Katelyn...Son, Braxton Gunnar....After two years at the State College of Florida in Bradenton (2011 Suncoast Conference Pitcher of the Year and earned JUCO All-America recognition)...Transferred to LSU for one season, going 1-2 with 11 saves, a 2.67 ERA (33.2IP, 10ER)...2009 graduate of University High School in Orlando, FL where he lettered four years in baseball (shortstop and pitcher) and sported a 4.2 GPA...Twitter: @Its_all_Goody41...2018-19 Tribe Fest participant.

GOODY'S FAVORITES

Favorite Movie: Avengers Infinity War
Favorite Group/Artist: Lynyrd Skynyrd
Favorite School Subject: Science
Favorite Athlete Growing Up: Chipper Jones
Favorite Team Growing Up: Atlanta Braves
Who Most Influenced You: Mom (Cheryl Bunker) & Tim Hill (J.C. coach)
Favorite Road City: Chicago
Favorite Road Stadium: Citi Field
Favorite TV Show: Rick & Morty

GOODY'S CAREER GAME HIGHS

K's: 5, July 30, 2017 @CWS; **BB:** 2, six times, last September 5, 2017 @CWS; **LONGEST RELIEF OUTING:** 3.1IP, May 13, 2016 vs. CWS (with NYY); **HR:** 2, two times, last May 1, 2018 vs. Texas; **WINNING STREAK:** 1 game, June 17, 2017; **LOSING STREAK:** 4 games, July 9, 2017 - (active); **LAST SAVE:** N/A; **SCORELESS IP/APP STREAK:** 15.0IP/13 games, April 30 - June 1, 2017; **LAST WIN:** June 17, 2017 @MIN (Game 2).



JUSTIN GRIMM

34

SPRING INVITEE

Age: 30, born August 16, 1988 in Bristol, TN

Resides: Brentwood, TN

Position: Pitcher

Bats: R

Throws: R

Height: 6-3

Weight: 210



@GrimmReaper_52

jgrimm52

ML Service: 5 + 111

Contract Status: Signed thru 2019

Acquired: January 3, 2019; Signed by Cleveland to a Minor League free agent contract.

		OPPONENTS																			
YEAR	CLUB	W-L	ERA	G	GS	CG	SHO	SV	IP	H	R	ER	HR	HB	BB	SO	WP	BK	AVG	SLG	OBP
2011	Hickory	2-1	3.40	9	9	0	0	0	50.1	45	23	19	5	3	18	54	4	1	.247	.357	.319
	Myrtle Beach	5-2	3.39	16	16	0	0	0	90.1	84	40	34	2	6	30	73	4	0	.247	.329	.316
2012	Frisco	9-3	1.72	16	14	0	0	0	83.2	70	21	16	3	1	14	73	2	0	.227	.308	.263
	Texas	1-1	9.00	5	2	0	0	0	14.0	22	14	14	1	0	3	13	3	0	.367	.550	.385
	Round Rock	2-3	4.59	9	8	0	0	0	51.0	53	27	26	2	4	16	30	4	0	.273	.387	.338
2013	Round Rock	1-0	1.59	1	1	0	0	0	5.2	4	1	1	0	0	2	4	0	0	.200	.250	.273
	Texas	7-7	6.37	17	17	0	0	0	89.0	116	67	63	15	1	31	68	4	0	.314	.516	.366
	Iowa	2-3	4.68	8	8	0	0	0	42.1	46	23	22	1	0	17	41	6	0	.279	.376	.342
	Chicago-NL	0-2	2.00	10	0	0	0	0	9.0	4	3	2	0	1	3	8	0	0	.133	.167	.235
2014	Chicago-NL	5-2	3.78	73	0	0	0	0	69.0	59	32	29	4	4	27	70	8	0	.230	.323	.309
2015	Iowa	0-0	0.00	1	0	0	0	0	1.0	0	0	0	0	0	1	2	0	0	.000	.000	.250
	Chicago-NL	3-5	1.99	62	0	0	0	3	49.2	31	18	11	4	1	26	67	8	0	.178	.287	.284
2016	Chicago-NL	2-1	4.10	68	0	0	0	0	52.2	47	24	24	5	1	23	65	7	0	.234	.363	.316
	Iowa	0-0	0.00	1	0	0	0	0	1.0	1	0	0	0	0	0	3	0	0	.250	.500	.250
2017	Chicago-NL	1-2	5.53	50	0	0	0	1	55.1	47	34	34	12	1	27	59	4	1	.233	.436	.325
	Iowa	0-1	3.86	10	0	0	0	3	11.2	10	5	5	2	0	5	18	0	0	.227	.386	.306
2018	Kansas City	1-3	13.50	16	0	0	0	0	12.2	17	19	19	2	0	14	8	1	0	.347	.531	.477
	Omaha	1-1	8.68	9	0	0	0	0	9.1	15	9	9	0	0	6	13	4	0	.366	.463	.447
	Everett	0-0	4.50	2	0	0	0	0	2.0	2	1	1	0	0	2	3	0	0	.286	.286	.444
	Tacoma	1-0	1.64	10	0	0	0	0	11.0	8	2	2	0	2	2	17	1	0	.211	.237	.273
	Seattle	0-0	1.93	5	0	0	0	0	4.2	2	1	1	1	0	0	3	0	0	.133	.400	.125
Minor Lge. Totals		23-14	3.38	92	56	0	0	3	359.1	338	152	135	15	16	113	331	25	1	.251	.344	.314
CLEVELAND TOTALS																					
American League		9-11	7.25	43	19	0	0	0	120.1	157	101	97	19	1	48	92	8	0	.318	.518	.375
National League		11-12	3.82	263	0	0	0	4	235.2	188	111	100	25	8	106	269	27	1	.218	.346	.306
M.L. TOTALS		20-23	4.98	306	19	0	0	4	356.0	345	212	197	44	9	154	361	35	1	.254	.409	.331

POSTSEASON PITCHING RECORD

YEAR	CLUB	W-L	ERA	G	GS	CG	SHO	SV	IP	H	R	ER	HR	HB	BB	SO	WP	BK
2015	CHC (NLDS vSTL)	0-0	0.00	1	0	0	0	0	1.0	0	0	0	0	0	0	3	0	0
	CHC (NLCS vNYM)	0-0	0.00	2	0	0	0	0	1.0	1	0	0	0	0	0	1	0	0
2016	CHC (NLDS vSFG)	0-0	18.00	2	0	0	0	0	1.0	2	2	2	0	0	0	0	0	0
	CHC (NLCS vLAD)	0-0	0.00	1	0	0	0	0	1.1	1	0	0	0	0	0	1	0	0
	CHC (WS vCLE)	0-0	18.00	3	0	0	0	0	2.0	3	4	4	0	1	1	2	1	0
TOTALS		0-0	8.53	9	0	0	0	0	6.1	7	6	6	0	1	1	7	1	0

CAREER TRANSACTIONS

- 2007 Selected by the Boston Red Sox in the 13th round of the June draft, but did not sign.
- 2010 Selected by the Texas Rangers in the 5th round (166th overall) of the June draft. Signed, 8/16.
- 2013 Traded by the Texas Rangers with Neil Ramirez, Carl Edwards Jr. and Mike Olt to the Chicago Cubs for Matt Garza, 7/22.
- 2015 DL - right forearm inflammation, 4/2-5/6. Rehab AAA Iowa, 5/4-6.
- 2017 DL - right index finger infection, 8/16-9/1. Rehab AAA Iowa, 8/28-30.
- 2018 Released by the Chicago Cubs, 3/15.
- 2018 Signed as a Free Agent with the Kansas City Royals, 3/18.
- 2018 DL - low back stiffness, 4/22-6/11. Rehab AAA Omaha, 5/14-6/11
- 2018 DL - right shoulder impingement, 6/24-7/5.
- 2018 Released by Kansas City, 7/6.
- 2018 Signed as a Free Agent with the Seattle Mariners, 7/19.
- 2018 Granted Free Agency, 10/31.
- 2019 Signed as a Free Agent with the Cleveland Indians, 1/3.

FIELDING BY POSITION

2018								CAREER						
PCT	G	PO	A	E	TC	DP		PCT	G	PO	A	E	TC	DP
.667	21	0	2	1	3	0	Pitcher	.938	306	27	33	4	64	1

PITCHERS HITTING

2018					CAREER				
AVG	AB	H	HR	RBI	AVG	AB	H	HR	RBI
--	--	--	--	--	.000	7	0	0	0

2018 SEASON HIGHLIGHTS

- ◆ Split the season between the Kansas City and Seattle organizations after being released by the Cubs in mid-March after four spring outings (4ER/4.0IP)...Signed by Kansas City on March 18 and opened the year with the Royals...Was on the 10-day D.L. for almost 7 weeks, Apr. 22-June 11 and again after June 23 before requesting his release...Signed by Seattle, July 19...Did not pitch from June 24-July 27 due to right shoulder impingement...Spent August at AAA Tacoma and made five September appearances with Seattle, sporting a 1.93 ERA (1ER/4.2IP)...Retired last 12 batters faced over 4.0IP/4 games to end the year.

CAREER SNAPSHOT

BASEBALL AMERICA DOUBLE-A ALL-STAR

2013: Frisco (TEX)

ROOKIE OF THE MONTH

4/2013: Texas (AL)

MID-SEASON ALL-STAR

2012: Frisco (TEX)

PRO CAREER

- ◆ **2017** Three stints in AAA Iowa around 50 appearances in his final season with the Cubs... Walked 27 and struck out 59, good for an average of 9.6 strikeouts per 9.0 innings...Placed on the disabled list, 8/16-9/1, with an infection in his right index finger...Finished the season strong, logging a 1.42 ERA with seven strikeouts in his final six outings (1 ER/6.1 IP), including a save on 9/29 vs. the Reds (first since 8/8/15).
- ◆ **2016** Justin made 68 relief appearances for Chicago and in 28 outings from 6/28-9/13 he posted a 0.40 ERA (1 ER/22.2 IP)...Averaged 11.1 strikeouts per 9.0 innings...Stranded 26 of 32 inherited runners...Held opponents to a .154 average (10-for-65) and a .292 slugging mark with runners in scoring position...Had two brief stints with Triple-A Iowa, 7/30-8/3 and 8/8-11 (appeared in just one game).
- ◆ **2015** Justin posted a career-best 1.99 ERA (11 ER/49.2 IP) in 62 relief appearances...Ranked fifth among all N.L. relievers with 12.14 strikeouts per nine innings...Among N.L. relievers with at least 60 appearances, he ranked fourth in opponent average (.178) and ninth in ERA...Surrendered just 11 extra-base hits in 204 batters faced...Placed on the 15-day D.L., 4/2), with right forearm inflammation...Earned his first career save, 7/1 at the Mets...Recorded a career-best 15.0-scoreless innings streak from 7/21-8/29.
- ◆ **2014** Justin spent his first full season in the majors with Chicago and ranked tied for ninth in the N.L. with 73 appearances ... Allowed just four home runs and struck out 70 in 69.0 IP...Struck out four batters in the ninth inning, 8/29 in St. Louis, becoming the seventh Cubs pitcher to record four punchouts in an inning.
- ◆ **2013** Acquired by Chicago, 7/22, in five-player deal that sent Matt Garza to the Texas Rangers ...Combined to go 7-9 with a 5.97 ERA (65 ER/98.0 IP) in 27 games (17 starts) between the Rangers and Cubs, including an 0-2 mark and a 2.00 ERA (2 ER/9.0 IP) in 10 relief appearances with the Cubs following his promotion, 9/3 (146.0 IP total on the year)... Rated by **Baseball America** as the Rangers top right-handed starter and fifth overall best prospect entering 2013.
- ◆ **2012** Made his major league debut with Texas in just his second pro season...Contract purchased from Frisco, 6/16, to start vs. Houston...Earned the win that night after tossing 6.0 innings of three-run, six-hit ball while fanning seven...Struck out five-straight hitters at one point, becoming the first Ranger to strike out five-consecutive batters in MLB debut...Had a run of 80.1 innings pitched without allowing a home run from 7/27/13-6/23/14, snapped by Tacoma's Nick Franklin... Posted the lowest ERA (1.72) in the Texas League and ranked second in wins with nine at AA Frisco.

PERSONAL/MISCELLANEOUS

Full name **JUSTIN SCOTT GRIMM**...Married, Gina...One son, Austin...Made his big league debut in 2012 despite being just two years removed from the University of Georgia, becoming Texas' first player from the 2010 June draft to appear in the big leagues...Tabbed as the 18th-best prospect in the Carolina League by **Baseball America** entering the 2011 season...Was a member of the Southeastern Conference Academic Honor Roll while at Georgia... Graduated from Virginia High School in Bristol, Va., in 2007...Grandparents lived in Atlanta area and he grew up a Braves and John Smoltz fan.

GRIMM'S CAREER GAME HIGHS


BB's (starter): 4, May 2, 2013 vs. Chicago-AL; **BB (relief):** 3, five times; **K's (starter):** 9, two times, last May 2, 2013 vs. Chicago-AL; **K's (relief):** 4, three times, last April 8, 2017 at Milwaukee; **LONGEST OUTING (start):** 7.2IP, June 14, 2013 vs. Toronto; **LONGEST OUTING (relief):** 3.1IP, Aug. 23, 2014 vs. Baltimore; **HR (relief):** 2, two times; **LAST WIN:** June 22, 2018 at Houston; **LAST SAVE:** Sept. 29, 2017 vs. Cincinnati; **CONSECUTIVE SCORELESS IP:** 15.0 IP, 7/21-8/29/2015.



ERIC HAASE

38

Age: 26, born December 18, 1992 in Detroit, MI



Resides: Livonia, MI

Position: Catcher

Bats: R

Throws: R

Height: 5-10

Weight: 210

ML Service: 0 + 030

Contract Status (options remaining): Signed thru 2019 (2)

Acquired: Selected by Cleveland in the 7th round (218th overall) in the 2011 First-Year Player Draft.

YEAR	CLUB	AVG	G	AB	R	H	2B	3B	HR	RBI	SH	SF	HB	BB	SO	SB	CS	SLG	OBP	OPS	E
2011	AZL Indians	.300	4	10	2	3	0	0	0	2	0	0	0	1	1	0	0	.300	.364	.664	0
2012	AZL Indians	.282	28	103	16	29	11	2	3	22	0	1	0	5	29	1	0	.515	.312	.826	6
	Mahoning Valley	.091	3	11	1	1	0	0	0	0	0	0	0	1	4	0	0	.091	.167	.258	1
2013	Lake County	.250	104	376	49	94	23	3	14	47	1	2	1	40	117	2	2	.439	.322	.761	15
2014	Lake County	.270	77	296	48	80	16	4	16	42	0	1	3	28	84	1	2	.514	.338	.852	16
	Carolina	.185	16	65	4	12	4	0	1	6	0	0	0	5	19	0	1	.292	.243	.535	1
2015	Lynchburg	.247	90	320	46	79	26	7	9	55	1	2	11	36	114	3	2	.456	.341	.798	7
2016	Akron	.208	63	226	28	47	14	1	12	33	1	1	1	17	75	0	2	.438	.265	.703	2
2017	Akron	.258	95	333	59	86	17	5	26	59	0	1	3	44	116	4	2	.574	.349	.923	6
	Columbus	.333	2	6	1	2	0	0	1	2	0	0	1	2	0	0	0	.833	.500	1.333	0
2018	Columbus	.236	120	433	54	102	24	3	20	71	2	7	4	31	143	3	1	.443	.288	.732	6
	CLEVELAND	.125	9	16	0	2	0	0	0	1	0	0	1	0	6	0	0	.125	.176	.301	1
Minor Lge. Totals		.246	602	2179	308	535	135	25	102	339	5	15	24	209	704	14	12	.471	.316	.787	60
CLEVELAND TOTALS		.125	9	16	0	2	0	0	0	1	0	0	1	0	6	0	0	.125	.176	.301	1
American League		.125	9	16	0	2	0	0	0	1	0	0	1	0	6	0	0	.125	.176	.301	1
National League		--	--	--	--	--	--	--	--	--	--	--	--	--	--	--	--	--	--	--	--
M.L. TOTALS		.125	9	16	0	2	0	0	0	1	0	0	1	0	6	0	0	.125	.176	.301	1

CAREER TRANSACTIONS

2011 Selected by the Cleveland Indians in the 7th round of the June draft. Signed, 8/13.

FIELDING BY POSITION

2018										CAREER							
PCT	G	PO	A	E	TC	DP	PB			PCT	G	PO	A	E	TC	DP	PB
.967	7	29	0	1	30	0	0		Catcher	.967	7	29	0	1	30	0	0

2018 SEASON HIGHLIGHTS

- ◆ Spent virtually the entire minor league season in AAA Columbus, batting .236 (102-for-433) with 24 doubles, 3 triples, 20 home runs and 71 RBI in 120 games (.288/.443/.732)...At the time of his Sept. 1 recall to Cleveland he was tied for fourth in the International League in home runs, sixth in RBI, eighth in total bases (192) and 11th in slugging pct. (.443)...The International League Mid-Season All-Star's 20 homers were tied for second-most in the Indians organization and his 71 RBI were fourth-highest in the club's Minor League system... Threw out 48.5% (33-of-68) of baserunners attempting to steal this season at Triple-A.
- ◆ Made his Major League debut with Cleveland on Sept. 2 as an 8th-inning defensive replacement and appeared in nine games in September, collecting two hits in 16 at-bats...Notched his first career hit on Sept. 16 vs. Detroit, an RBI-single in the bottom of the 4th inning off of Francisco Liriano.

CTRIBE TIDBITS

Committed to play his college ball at The Ohio State University, mainly after developing a relationship with Coach Greg Beals when he was at Ball State prior to him becoming the head coach at OSU.

Most of family attended Michigan State, thus growing up a fan of the MSU Spartans.

Played football and hockey in addition to baseball up until high school.

Caught "only 10-to-15 games" in high school, playing mainly third base and short as a prep.

Played his travel ball with the Michigan Blue Jays... Grew up liking Tigers catchers Ivan Rodriguez and Brandon Inge.

PRO CAREER

- ◆ **2017** Posted career-best numbers with the RubberDucks, batting .258 with 26 home runs, 59 RBI and 59 runs scored across 95 games...His 26 home runs led the team and ranked third in both the Eastern League and the Tribe's organization (27 homers between Akron and Columbus)...Ranked second in the Eastern League in slugging pct (.574) and OPS (.923)...Ranked first and third, respectively, in slugging (.570) and OPS (.930) in the organization for the year...Called up to Columbus on 8/31...Set an Akron record with 15 home runs in Canal Park...Named Eastern League Player of the Week for the period of 7/3-9 (4 HR, 7 RBI)...He was also selected to his first ever All-Star team, earning Postseason All-Star honors after batting .260 with 13 homers and 29 RBI in July and August...Added to 40-man roster on 11/6...Rated the eighth-best prospect in the Indians system by *ESPN's* Keith Law and 10th-best prospect entering 2018 by *Baseball Prospectus*.
- ◆ **2016** Missed first month of the season after having left ankle surgery on 3/21...Named Eastern League Postseason MVP after batting .280 with seven RBI in seven games...Sent Akron to the EL Championship with a walk-off RBI single in the 10th inning of Game 4 of EL Semi-Finals.
- ◆ **2014** Led Lake County in slugging percentage (.514) and finished second in homers (16)...Named an *MilB.com* Organizational All-Star (catcher) in each season from 2013-15...Midseason Midwest League All-Star selection for Lake County.

CAREER SNAPSHOT

MID-SEASON ALL-STAR

2014: Lake County (IND)
2018: Columbus (INT)

POST-SEASON ALL-STAR

2017: Akron (EAS)

PLAYOFFS MOST VALUABLE PLAYER

2016: Akron (EAS)

MILB.COM ORGANIZATION ALL-STAR

2013: Cleveland (AL)
2014: Cleveland (AL)
2015: Cleveland (AL)
2018: Cleveland (AL)

PERSONAL/MISCELLANEOUS

Full name **ERIC MICHAEL HAASE**...Married, Maria...Has three children, Santino, Francesca, Giorgia...Graduated from Divine Child High School (Dearborn, MI) in 2011, playing on two state championship teams... Division II First-Team All-State pick by the Michigan High School Baseball Coaches Association as a junior and senior...As a senior was named "Mr. Baseball" by Michigan High School Baseball Coaches Association, an annual award given to Michigan's top prep player...Other notable Michigan "Mr. Baseball" winners: Steve Avery (1988), Derek Jeter (1992), J.J. Putz (1995), Drew Henson (1998), Zach Putnam (2005), D.J. LeMahieu (2007)...Was the first prep player taken out of the state of Michigan in the 2011 draft... Enjoyed watching Ivan Rodriguez growing up in Detroit.

HAASE'S CAREER GAME HIGHS

HITS: 1, two times, last September 23, 2018 vs. Boston; **RUNS:** n/a; **DOUBLES:** n/a; **HR:** n/a; **RBI:** 1, September 16, 2018 vs. Detroit; **BB:** n/a; **SB:** n/a; **HITTING STREAK:** 2 games, September 16-23, 2018; **GRAND SLAMS:** n/a; **LEAD-OFF HR:** n/a; **"WALK-OFF" HR:** n/a; **PINCH-HIT HR:** n/a.

BIRTHDAYS FOR 2019 INDIANS

JANUARY

5.....A.J. Cole (1992)
8.....Jon Edwards (1988)
11.....Danny Salazar (1990)
17.....Trevor Bauer (1991)

FEBRUARY

19.....Dan Otero (1985)
26.....Kevin Plawewcki (1991)

MARCH

6.....Leony Martin (1988)
15.....Greg Allen (1993)
15.....Trayce Thompson (1991)
20.....Brad Hand (1990)
21.....Carlos Carrasco (1987)

APRIL

3.....Jason Kipnis (1987)
8.....Carlos Santana (1986)
10.....Corey Kluber (1986)
22.....Terry Francona (1959)
24.....Tyler Naquin (1991)

MAY

13.....Max Moroff (1993)
15.....Brandon Barnes (1986)
25.....Neil Ramirez (1989)
29.....Bobby Bradley (1996)
29.....Nick Wittgren (1991)
31.....Shane Bieber (1995)

JUNE

18.....Sandy Alomar (1966)

JULY

6.....Nick Goody (1991)
11.....Daniel Johnson (1995)
18.....Sam Hentges (1996)
26.....Jeffry Rodriguez (1993)

AUGUST

4.....Mike Freeman (1987)
5.....Tim Federowicz (1987)
15.....Oliver Pérez (1981)
15.....Adam Cimber (1990)
16.....Justin Grimm (1988)
18.....Yu Chang (1995)

SEPTEMBER

2.....Rob Kaminsky (1994)
14.....Cody Anderson (1990)
17.....José Ramírez (1992)
19.....Mike Papi (1992)
25.....Eric Stamets (1991)
26.....Jordan Luplow (1993)
26.....Brooks Pounders (1990)
30.....James Hoyt (1986)

OCTOBER

2.....Tyler Olson (1989)
3.....Adam Plutko (1991)
6.....Jake Bauers (1995)

NOVEMBER

3.....Bob Feller (1918)
4.....Chih-Wei Hu (1993)
12.....Ben Taylor (1992)
14.....Francisco Lindor (1993)
27.....Bradley Zimmer (1992)

DECEMBER

16.....Oscar Mercado (1994)
18.....Eric Haase (1992)
21.....Mike Clevinger (1990)
21.....Asher Wojciechowski (1988)
23.....Roberto Pérez (1988)



BRAD HAND

33

Age: 29, born March 20, 1990 in Minneapolis, MN

Resides: Jupiter, FL

Position: Pitcher

Bats: L Throws: L

Height: 6-3

Weight: 220

ML Service: 5 + 092

Contract Status: Signed thru 2020 with a club option for 2021.

Acquired: July 19, 2018; Acquired from the San Diego Padres with RHP Adam Cimber in exchange for C Francisco Mejia.



@bhand22

bhand22

		OPPONENTS																			
YEAR	CLUB	W-L	ERA	G	GS	CG	SHO	SV	IP	H	R	ER	HR	HB	BB	SO	WP	BK	AVG	SLG	OBP
2008	GCL Marlins	2-0	2.48	9	7	0	0	0	32.2	25	16	9	0	2	11	34	4	0	.212	.263	.290
	Jamestown	1-2	3.00	3	3	0	0	0	15.0	11	6	5	0	1	10	12	2	0	.208	.245	.344
2009	Greensboro	7-13	4.86	26	26	0	0	0	127.2	130	83	69	12	7	66	122	22	2	.264	.394	.357
2010	Jupiter	8-8	3.33	26	26	2	2	0	140.2	153	68	52	10	5	49	134	3	3	.278	.404	.341
	Jacksonville	1-0	3.00	1	1	0	0	0	6.0	3	2	2	0	0	3	4	0	0	.143	.143	.250
2011	Jacksonville	11-4	3.40	19	18	0	0	0	108.2	90	42	41	11	1	50	71	0	2	.231	.375	.319
	Jupiter	0-1	7.20	1	1	0	0	0	5.0	5	5	4	1	0	5	4	0	0	.278	.556	.417
	Florida	1-8	4.20	12	12	0	0	0	60.0	53	32	28	10	1	35	38	0	1	.241	.445	.344
2012	New Orleans	11-7	4.00	27	27	0	0	0	148.1	129	72	66	15	0	75	141	7	1	.238	.381	.329
2012	Miami	0-1	17.18	1	1	0	0	0	3.2	6	7	7	1	0	6	3	0	0	.353	.647	.522
2013	New Orleans	3-5	3.42	15	15	0	0	0	81.2	69	33	31	7	2	45	81	6	0	.232	.342	.334
	Miami	1-1	3.05	7	2	0	0	0	20.2	13	7	7	2	0	8	15	1	0	.176	.297	.256
	GCL Marlins	0-1	1.13	2	2	0	0	0	8.0	5	2	1	0	0	2	11	1	0	.179	.214	.233
2014	Miami	3-8	4.38	32	16	0	0	1	111.0	112	56	54	10	2	39	67	5	0	.264	.405	.327
	Jupiter	0-0	0.75	2	2	0	0	0	12.0	4	1	1	0	0	2	14	0	0	.103	.128	.146
	New Orleans	2-0	3.27	4	4	0	0	0	22.0	18	8	8	3	0	9	22	0	0	.234	.416	.310
2015	Miami	4-7	5.30	38	12	0	0	0	93.1	107	55	55	9	3	32	67	2	0	.292	.432	.352
2016	San Diego	4-4	2.92	82	0	0	0	1	89.1	63	32	29	8	1	36	111	7	0	.195	.313	.276
2017	San Diego	3-4	2.16	72	0	0	0	21	79.1	54	20	19	9	7	20	104	4	0	.191	.319	.261
2018	San Diego	2-4	3.05	41	0	0	0	24	44.1	33	21	15	5	7	15	65	1	0	.202	.374	.297
	CLEVELAND	0-1	2.28	28	0	0	0	8	27.2	19	7	7	3	2	13	41	1	0	.192	.333	.298
Minor Lge. Totals		46-41	3.68	135	132	2	2	0	707.2	642	338	289	59	18	327	650	45	8	.245	.370	.331
CLEVELAND TOTALS		0-1	2.28	28	0	0	0	8	27.2	19	7	7	3	2	13	41	1	0	.192	.333	.298
American League		0-1	2.28	28	0	0	0	8	27.2	19	7	7	3	2	13	41	1	0	.192	.333	.298
National League		18-37	3.84	285	43	0	0	47	501.2	441	230	214	54	21	191	470	20	1	.236	.381	.312
M.L. TOTALS		18-38	3.76	313	43	0	0	55	529.1	460	237	221	57	23	204	511	21	1	.234	.379	.311

CAREER TRANSACTIONS

- 2008 Selected by the Florida Marlins in the 2nd round (52nd overall) of the June draft. Signed, 6/19.
- 2014 DL - right ankle sprain, 5/24-7/3. Rehab assignment A Jupiter, 6/4-13. Rehab AAA New Orleans, 6/14-7/3.
- 2016 Selected off waivers by the San Diego Padres from the Miami Marlins, 4/8.
- 2018 Traded by the San Diego Padres with Adam Cimber to the Cleveland Indians for Francisco Mejia, 7/19.

FIELDING BY POSITION

PCT	G	PO	2018				DP	PCT	G	PO	CAREER			
			A	E	TC	DP					A	E	TC	DP
.909	69	1	9	1	11	0	Pitcher	.969	313	17	77	3	97	3

PITCHERS HITTING

AVG	AB	2018			RBI	AVG	AB	CAREER		
		H	HR	RBI				H	HR	RBI
.000	1	0	0	0	.069	72	5	0	4	

ALL-STAR GAME PITCHING RECORD

YEAR	CLUB	W-L	ERA	G	GS	CG	SHO	SV	IP	H	R	ER	HR	HB	BB	SO	WP	BK
2017	San Diego(@MIA)	0-0	0.00	1	0	0	0	0	1.0	0	0	0	0	0	0	1	0	0
2018	San Diego(@WSH)	0-0	0.00	1	0	0	0	0	1.0	0	0	0	0	0	0	1	0	0
TOTALS		0-0	0.00	2	0	0	0	0	2.0	0	0	0	0	0	0	2	0	0

POSTSEASON PITCHING RECORD

YEAR	CLUB	W-L	ERA	G	GS	CG	SHO	SV	IP	H	R	ER	HR	HB	BB	SO	WP	BK
2018	CLE (ALDS vHOU)	0-0	10.80	2	0	0	0	0	1.2	3	2	2	1	0	1	4	1	0

2018 SEASON HIGHLIGHTS

- ◆ Midseason acquisition from San Diego along with Adam Cimber stabilized the back end of the Indians bullpen and was very effective in both a set-up and closing role...Posted a combined season ERA of 2.75 (72.0IP, 52H, 22ER, 28BB, 106SO)...On the year converted a career-best 32 of his 39 overall save situations (82%) and his 106 overall strikeouts were tied for 5th among MLB relievers...His 32 overall saves ended the campaign tied for seventh-highest in MLB.
- ◆ Recorded 24 saves in 29 chances in the first half with the Padres, posting a 3.05 ERA in 41 relief appearances (44.1IP, 33H, 15ER, 15BB, 65SO, .202 avg)...His 24 saves ranked tied for third in the National League at the time of the trade, while his 65 strikeouts ranked fourth among N.L. relievers...Also was leading the N.L. in inherited runners scored pct., inheriting 15 without allowing a runner to score...Was named a National League All-Star for the second straight season, retiring all three batters he faced and striking out one.
- ◆ Overall with Cleveland, posted scoreless outings in 22 of his 28 appearances...From August 8-end of season he posted an ERA of 2.29 (5ER/19.2IP/183 avg) over his final 21 appearances of the season...Was 8-for-10 in save conversions for Cleveland, recording seven holds (posted 10 holds for 2018 overall)...Only MLB pitcher with at least 30 saves and 10 holds and just the fifth over the last ten seasons (**STATS LLC**).
- ◆ Since 2016, owns a 2.62 ERA in 223 relief outings (240.2IP, 169H, 70ER) & his 321 relief strikeouts over the three-year span rank second in MLB to NYY RHP Dellin Betances' 341...The Chaska, MN native's 33 outings of at least 3SO since '16 rank third among all LHP MLB relievers to Andrew Miller's 37 and Josh Hader's 36...Overall on the year, lefties recorded an OPS of just .537 while limited batters to a .161 (20-for-124) mark with runners on base and .164 (12-for-73) with RISP...Left-handed batters are hitting just .153 (28-for-183) against since the start of last season.

PRO CAREER

- ◆ **2017** Notched a career-best 2.16 ERA (19 ER, 79.1 IP), converted 21 out of 26 save opportunities with 104 SO and was named to his first career National League All-Star team...Became the second reliever in SD history to record back-to-back 100 strikeout seasons (also, Trevor Hoffman in 1996-97)...Hand's 104 strikeouts were the fourth-most among all MLB relievers in 2017...Tossed a 24.0-scoreless inning streak from 6/14-8/8, the longest scoreless inning streak in 2017 by a reliever and the third-longest scoreless stretch by a reliever in franchise history...Earned NL Reliever of the Month honors in July (11 scoreless outings)...Limited left-handed hitters to a .150 (12-for-80) average and righties hit .208 (42-for-202).
- ◆ **2016** Led MLB with a career-high 82 appearances in his first campaign with SD...His 82 appearances were the second-most ever by a Padres reliever in a single season, behind only Craig Lefferts' 83 outings in 1986...His 111 strikeouts on the season were tied with Trevor Hoffman (1996 and 1997) for the third-most ever in a single season by a Padres reliever, behind only Lance McCullers (126 in 1987) and Rollie Fingers (113 in 1977)...His 111 strikeouts were the fourth-most by any ML reliever in 2016, behind only Dellin Betances (126), Andrew Miller (123) and Kyle Barraclough (113)...Began his season by being designated for assignment by MIA on 4/3 and later acquired off waivers by SD on 4/8, spending the rest of the season with the Padres... Per **Fangraphs.com**, his 1.6 WAR on the season was the eighth-best mark among all qualifying NL relievers.

CTRIBE TIDBITS

Born in Minneapolis, MN. Played four sports growing up. Had to decide between hockey and basketball. Picked hockey and played all the way through high school. Played right wing, only thing he does right-handed. Plays golf left-handed.

Parents grew up in Iowa, went to Iowa State and once graduated moved to Minneapolis. Mom was a city accountant for Chaska, and Dad was bank president for the community bank in Chaska.

Weather in Minnesota caused baseball team in high school to mostly practice in the gym. Sometimes they would get a cleared parking lot.

CAREER SNAPSHOT

ALL-STAR

2017: San Diego (NL)

2018: San Diego (NL)

RELIEVER OF THE MONTH BY THE HARTFORD

7/2017: San Diego (NL)

5/2018: San Diego (NL)

MILB.COM ORGANIZATION ALL-STAR

2010: Florida (NL)

2018 MAJOR LEAGUE RELIEF STRIKEOUT LEADERS

1. Josh Hader (MIL)	143
2. Edwin Diaz (SEA)	124
3. Dellin Betances (NYY)	115
4. Adam Ottavino (COL)	112
5. Brad Hand (SD/CLE)	106
Ryan Yarbrough (TB)	106

MAJOR LEAGUE RELIEF STRIKEOUTS LEADERS, 2016-18

1. Dellin Betances	341
2. Brad Hand	321
3. Craig Kimbrel	305
4. Edwin Diaz	301

APPEARANCES, 2016-18

1. Brad Hand	223
2. Felipe Vazquez	218
3. Bryan Shaw	215
4. Blake Treinen	213
5. Tony Watson	213

HAND (continued)

- ◆ **2015** Split his fifth MLB season between the Marlins' bullpen and rotation, making 12 starts and 26 relief appearances, going 4-7 with a 5.30 ERA (55 ER, 93.1 IP)... Over his 12 starts, he went 4-6 with a 5.68 ERA (36 ER, 57.0 IP), while going 0-1 with a 4.71 ERA (19 ER, 36.1 IP) in his 26 relief outings...Worked 7.0 IP on 8/9 at ATL, allowing just one run on a Jonny Gomes home run...prior to the home run, had tossed a season-best 16.1 consecutive scoreless innings dating back to 7/4...The home run allowed on 8/9 at ATL also snapped a streak of 82.2 IP and 34 appearances dating back to 9/1/14 (55.2 innings in 2015) without allowing a homer.
- ◆ **2014** Spent the entire season with the ML club for the first time in his career outside of a stint on the 15-day DL for the Marlins...Worked in 32 games total for Miami, including 16 starts...Recorded his first career save by working 3.0 scoreless IP against SD at Marlins Park on 4/4...Landed on the 15-day DL on 5/24 with a sprained right ankle.
- ◆ **2013** Split the season between Miami and the minors, appearing in seven games total for the Marlins...Over 17 starts between New Orleans (AAA) and the Rookie-level Marlins, he went 3-6 with a 3.21 ERA (32 ER, 89.2 IP) and 92-to-47 SO/BB ratio.
- ◆ **2012** Played the majority of the season with New Orleans (AAA), going 11-7 with a 4.00 ERA (66 ER, 148.1 IP) and a career-high 141 SO against 75 BB in 27 starts..Finished second in the Marlins' organization in strikeouts that season behind Jose Fernandez (158).
- ◆ **2011** Made his MLB debut for the Marlins, splitting the season between the Marlins and Jacksonville (AA) and Jupiter (A)...Began the season in the minors before having his contract selected on 6/6 for his first career call-up...Made his MLB debut on 6/7 vs. ATL with a start for the Marlins, taking the loss despite working 6.0 IP and allowing just one hit, a solo home run to Alex Gonzalez, in the Marlins' 1-0 loss that day...Became the second player since 1900 to take a loss while going at least 6.0 IP and giving up one hit-or-fewer in their MLB debut as a starter, and first since 5/19/71 when the Washington Senators' Mike Thompson took the loss after allowing one hit in 7.0 IP vs. BAL...Earned his first career win on 7/7 vs. HOU after working 7.0 shutout innings, allowing just two hits and three walks in the Marlins' 5-0 win.
- ◆ **2010** Named a *MLB.com* Organization All-Star for the Marlins after going 9-8 with a 3.31 ERA (54 ER, 146.2 IP) and 138 SO against 52 BB in 27 starts between Jupiter (A) and Jacksonville (AA), spending the majority of the season with Jupiter.

LHP MLB LEADERS, 2016-18 RELIEF GAMES, 3-or-more-SO	
1. Andrew Miller (NYY/CLE)	37
Josh Hader (MIL)	37
3. Brad Hand (SD/CLE)	33
4. Aroldis Chapman (CHC/NY)	27
5. Ryan Yarbrough (TB)	22

PERSONAL/MISCELLANEOUS

Full name **BRADLEY RICHARD HAND**...He and his wife, Morgan, have one daughter, Lila and a son, Cuyler...Graduated from Chaska High School (MN) in 2008, where he was named Minnesota's *Gatorade* Baseball Player of the Year following his senior season...Signed by Marlins' scout Bob Oldis...Played varsity hockey through senior year of high school, playing right wing...Right-handed shooter in hockey, the only thing he does right-handed.

HAND'S FAVORITES
Favorite Movie: Caddyshack
Favorite Group/Artist: Eric Church
Person Who Has Most Influenced: Dad(Lon)
Favorite Road City: Chicago
Favorite Road Stadium: Petco Park

HAND'S CAREER GAME HIGHS
K's (relief): 5, two times, last May 14, 2016 @MIL (w/SD); BB (relief): 3, three times, April 5, 2018 vs. COL (w/SD); LONGEST RELIEF OUTING: 4.1IP, April 7, 2015 vs. ATL (w/MIA); HR: 3, September 5, 2015 vs. NYM (w/MIA); WINNING STREAK: 2 games, four times, last July 7 - September 2, 2017 (w/SD); LOSING STREAK: 7 games, August 8, 2011 - September 13, 2013 (w/MIA); SAVE STREAK: 15, May 1-June 13, 2018 (w/SD); SCORELESS IP STREAK: 23G/24.0IP, June 14-August 8, 2017 (w/SD); LAST WIN: July 8, 2018 @ARI (w/SD); LAST SAVE: September 5, 2018 vs. KC.



SAM HENTGES 72

Age: 22, born July 18, 1996 in Shoreview, MN
Resides: Shoreview, MN **Position:** Pitcher
Bats: L **Throws:** L **Height:** 6-6 **Weight:** 245
ML Service: 0 + 000

@SamHentges
 samhentges

Contract Status (Options Remaining): Signed thru 2019 (3)
Acquired: Selected by Cleveland in the 4th round (128th overall) in the 2014 First-Year Player Draft.

YEAR	CLUB	W-L	ERA	G	GS	CG	SHO	SV	IP	H	R	ER	HR	HB	BB	SO	WP	BK	AVG	SLG	OBP	OPPONENTS		
2014	AZL Indians	1-0	0.69	8	0	0	0	0	13.0	4	3	1	0	0	5	10	2	0	.095	.143	.191			
2015	AZL Indians	3-3	3.10	11	9	0	0	0	49.1	49	28	17	4	1	19	59	7	1	.254	.389	.321			
	Mahoning Valley	0-2	14.21	2	2	0	0	0	6.1	13	11	10	0	0	8	2	3	0	.433	.567	.525			
2016	Lake County	2-4	6.12	14	14	0	0	0	60.1	71	49	41	8	6	29	73	10	0	.296	.467	.380			
2017	AZL Indians	0-3	4.85	6	6	0	0	0	13.0	16	9	7	2	0	3	18	0	0	.296	.463	.328			
	Mahoning Valley	0-1	2.04	5	5	0	--	0	17.2	5	7	4	1	0	12	23	0	0	.088	.175	.246			
2018	Lynchburg	6-6	3.27	23	23	0	0	0	118.1	114	51	43	4	5	53	122	10	1	.260	.353	.344			
Minor Lge. Totals		12-19	3.98	69	59	0	0	0	278.0	272	158	123	19	12	129	307	32	2	.258	.379	.342			

CAREER TRANSACTIONS

2014 Selected by the Cleveland Indians in the 4th round of the June Draft.

2018 SEASON HIGHLIGHTS

◆ Spent the entire season at Class-A Lynchburg, posting the second-lowest ERA (3.27) and third-most strikeouts (122) in the Carolina League...Was a Mid-Season Carolina League All-Star and *MLB.com* organizational All-Star...Did not pitch after August 15 due to a left shoulder strain...Final start of the season was his best of the season, Aug. 15 at Wilmington (6.1IP, 2H, 0R, 2BB, 7SO)...Over his final 12 starts of the season he posted an ERA of 2.69 (19ER/63.2IP)...Recorded four starts of at least 6.0 innings and zero runs allowed and fanned 10 on April 17 vs. Frederick...Allowed only four homers in 118.1 innings...Batters hit .230 (46-for-200) off him with runners on and .231 (27-for-117) with RISP...Added to the 40-man roster on Nov. 20.


2019 PUBLICATION CLUB PROSPECT RANKINGS
Baseball America 6th
MLB.com 8th

PRO CAREER

- ◆ **2017** Season did not begin until 7/8 due to elbow surgery the previous July...Made six starts on a rehab assignment in the Arizona League before being activated at Mahoning Valley on 8/9, finishing the season with five outstanding starts (2.04 ERA).
- ◆ **2016** Limited to 14 starts at Class-A Lake County due to a left elbow strain, did not pitch after 6/23 and underwent left elbow reconstruction in July.
- ◆ **2015** Led AZL Indians with 59 strikeouts, third-most in the league.

PERSONAL/MISCELLANEOUS

Full name **SAMUEL D. HENTGES**...Single...Graduated from Mounds View High School in Arden Hills, MN in 2014 and pitched the school to the Class 3A Minnesota state baseball title during his junior and senior years...Finished senior season with an 8-0 record and a 0.56 earned-run average (85 strikeouts in 50 innings)...Named 2013-14 *Gatorade* Minnesota Baseball Player of the Year...Growing up, his favorite player to watch was Torii Hunter with the Minnesota Twins...Enjoys golfing away from the field.



JAMES HOYT 50

SPRING INVITEE

Age: 32, born September 30, 1986 in Boise, ID

Resides: Boise, ID

Position: Pitcher

jameshoYT21

Bats: R **Throws:** R

Height: 6-6

Weight: 230

ML Service: 1 + 079

Contract Status (Options Remaining): Signed thru 2019 (1)

Acquired: December 1, 2018; Signed by Cleveland to a Minor League free agent contract.

		OPPONENTS																			
YEAR	CLUB	W-L	ERA	G	GS	CG	SHO	SV	IP	H	R	ER	HR	HB	BB	SO	WP	BK	AVG	SLG	OBP
2011	Yuma (NABL)	2-0	4.34	19	1	0	0	1	37.1	34	21	18	4	3	24	50	7	0	--	--	--
2012	Edinburg (NABL)	0-0	1.04	12	0	0	0	1	17.1	13	4	2	0	1	10	19	2	1	--	--	--
	Tabasco (MEX)	0-2	2.03	11	0	0	0	1	13.1	12	6	3	1	2	7	20	3	0	.235	.333	.350
	Wichita (IND)	2-0	2.61	11	0	0	0	1	10.1	9	3	3	0	1	5	15	2	0	--	--	--
2013	Lynchburg	3-2	4.89	17	3	0	0	0	49.2	39	27	27	3	1	25	72	10	0	.213	.306	.305
	Mississippi	0-1	2.48	22	0	0	0	1	32.2	17	9	9	1	1	13	33	5	0	.147	.233	.238
2014	Mississippi	2-2	1.14	28	0	0	0	6	31.2	19	5	4	1	0	10	43	2	0	.170	.241	.236
	Gwinnett	1-1	5.46	24	0	0	0	1	28.0	38	18	17	4	2	14	34	6	0	.314	.463	.388
2015	Fresno	0-1	3.49	47	0	0	0	9	49.0	48	23	19	1	3	11	66	5	0	.246	.328	.294
2016	Fresno	4-3	1.64	49	0	0	0	*29	55.0	29	14	10	2	0	19	93	4	0	.154	.213	.231
	Houston	1-1	4.50	22	0	0	0	0	22.0	16	12	11	5	1	9	28	3	0	.203	.418	.289
2017	Fresno	2-0	1.93	13	0	0	0	4	14.0	10	3	3	1	1	6	18	3	0	.196	.294	.293
	Houston	1-0	4.38	43	0	0	0	0	49.1	51	24	24	7	2	14	66	4	0	.262	.431	.318
2018	Fresno	0-3	2.25	25	0	0	0	5	28.0	19	11	7	2	2	8	33	1	1	.192	.273	.264
	Houston	0-0	0.00	1	0	0	0	0	0.1	1	0	0	0	0	1	0	0	0	.500	.500	.667
	Columbus	0-1	10.13	3	0	0	0	0	2.2	5	3	3	1	0	2	2	1	0	.385	.692	.467
Minor Lge. Totals		12-16	3.02	239	3	0	0	56	304.0	236	119	102	17	12	115	414	40	1	.209	.299	.286
CLEVELAND TOTALS		--	--	--	--	--	--	--	--	--	--	--	--	--	--	--	--	--	--	--	--
American League		2-1	4.40	66	0	0	0	0	71.2	68	36	35	12	3	24	94	7	0	.246	.428	.313
National League		--	--	--	--	--	--	--	--	--	--	--	--	--	--	--	--	--	--	--	--
M.L. TOTALS		2-1	4.40	66	0	0	0	0	71.2	68	36	35	12	3	24	94	7	0	.246	.428	.313

CAREER TRANSACTIONS

- 2012 Signed as a Free Agent with the Atlanta Braves, 11/15.
- 2015 Traded by the Atlanta Braves with Evan Gattis to the Houston Astros for Andrew Thurman, Mike Foltyniewicz and Rio Ruiz, 1/14.
- 2018 DL - left oblique strain, 3/26-4/6. Rehab AAA Fresno, 4/5-6.
- 2018 Traded by the Houston Astros to the Cleveland Indians for Tommy DeJueas, 7/6.
- 2018 DL - right knee strain, 9/4-remainder of season. Granted Free Agency, 11/30.
- 2018 Signed as a Free Agent with the Atlanta Braves, 12/1.

FIELDING BY POSITION

PCT	2018							PCT	CAREER						
	G	PO	A	E	TC	DP	G		PO	A	E	TC	DP		
-	1	-	-	-	-	-	Pitcher	.889	66	4	4	1	9	1	

PITCHERS HITTING

AVG	2018				AVG	CAREER			
	AB	H	HR	RBI		AB	H	HR	RBI
-	-	-	-	-	.000	1	0	0	0

2018 SEASON HIGHLIGHTS

- ◆ Was acquired by Cleveland from the Houston Astros on July 6 for a Minor League pitcher, Tommy DeJueas...Spent most of the 2018 season in AAA Fresno, posting 5 saves and a 2.25 ERA in 25 relief outings (28.0IP, 19H, 7ER, 8BB, 33SO, .192 avg)... Following the trade, he was limited to three outings with Triple-A Columbus due to a right knee injury and did not pitch after July 19...Was placed on the 60-day D.L. on Sept. 4.
- ◆ Began the year on the 10-day D.L. with a strained oblique suffered in spring training...Was on the Houston club, April 10-16, and made only appearance for the Astros on April 11 at Minnesota (0.1IP, 1H, 0R) and owns a career Major League ERA of 4.40 in 66 relief appearances since 2016, all with Houston (71.1IP, 68H, 35ER, 24BB, 94SO, 11.8 SO per 9.0 IP, .246 avg)... Did not allow an earned run over his last 8.0 IP with Fresno.

- ◆ Underwent a right knee arthroscopic debridement (Dr. Rick Parker) and right elbow arthroscopic debridement (Dr. Mark Schickendantz) on Sept. 19th at the Cleveland Clinic.

PRO CAREER

- ◆ **2017** Was one of 12 AL relievers to post a strikeouts per 9.0 innings ratio above 12.00 (12.04), as he struck out 66 batters in 49.1 IP... Set career highs in games, innings, strikeouts, holds (7), SO/9.0IP (12.04) and SO-to-BB ratio (4.71)...Began the season with AAA Fresno and had three separate Major League stints with the Astros.
- ◆ **2016** Pitched in 22 games over the final two months of the season across two stints with the Astros...Struck out 28 batters in his 22.0 innings for an 11.45 strikeout per 9.0 innings ratio...Marked the fourth-highest strikeouts per 9.0 innings ratio by an Astros rookie in club history (min. 201P)...Trailed only RHP Michael Feliz (13.15 in 2016), RHP J.R. Richard (12.43 in 1971) and LHP Billy Wagner (11.67 in 1996)...Selected to the Major League roster from Triple A Fresno on 8/3...Optioned to Triple A on 8/19...Recalled to Houston for a final time on 9/2...Major League debut on 8/3 vs. TOR...At 29 years, 208 days old, became the second-oldest pitcher in club history to make his Major League debut, behind RHP Don Bradley (29 years, 357 days old in 1964)...Earned his first MLB win on 9/6 at CLE after tossing 1.1 scoreless innings, striking out two...Posted a 4-3 record with 29 saves in 32 chances, a 1.64 ERA (10ER/55IP), .154 opponent batting average, 19 walks and 93 strikeouts in 49 appearances at AAA Fresno...Only relief pitcher named to the PCL Postseason All-Star Team...Led the PCL in saves, falling four saves shy of the modern PCL record of 33...Led all Triple A pitchers in strikeouts per 9.0 innings (15.22) and strikeout rate (43.9%) (min. 50IP), while leading all PCL relievers in ERA, opponent batting average and WHIP (min. 50IP).
- ◆ **2015** Reached the Triple-A level for the first time in his career, saving nine of 12 opportunities and posting a 3.49 ERA (19ER/49IP) with 66 strikeouts and just 11 walks in 47 games with Fresno...Following the season, made 19 appearances in the Venezuelan Winter League...Posted a 1.86 ERA (4ER/19.1IP) with 26 strikeouts for the Cardenales de Lara.
- ◆ **2014** Posted a combined 3.17 ERA (21ER/59.2IP) in 52 relief appearances between Double-A Mississippi and Triple-A Gwinnett...Entered 2014 as Atlanta's No. 30 prospect per **Baseball America**...Promoted to Triple A Gwinnett on 6/19...Made 24 relief appearances with Gwinnett.
- ◆ **2013** Compiled a 3.94 ERA (36ER/82.1IP) between A Lynchburg and AA Mississippi, racking up 105 strikeouts while allowing just 56 hits...His 105 strikeouts were 10th-most among Braves farmhands, while his .187 opponent batting average was eighth-best among relievers.
- ◆ **2012** Split the season between Independent League Edinburg (5/25-6/19), Mexican League Tabasco (6/30-7/29) and Independent League Wichita (7/30-9/3).

PERSONAL/MISCELLANEOUS

Full name **JAMES ALLEN HOYT**...Single...Graduated from Boise High School (Idaho) in 2005, earning letters as a pitcher and a first baseman...Following high school, attended Palomar Junior College in California...Redshirted as a freshman in 2006 before playing two seasons (2007-08) with the Comets...Transferred to Centenary College of Louisiana following the 2008 season... Off-field hobbies include golfing, fishing and hiking....Is a Boise State football fan and grew up a fan of the Seattle Mariners growing up in Idaho.

CAREER SNAPSHOT

MILB.COM ORGANIZATION ALL-STAR

2016: Houston (AL)

BASEBALL AMERICA TRIPLE-A ALL-STAR

2016: Fresno (PCL)

POST-SEASON ALL-STAR

2016: Fresno (PCL)

MID-SEASON ALL-STAR

2014: Mississippi (SOU)

2016: Fresno (PCL)

TRIBE TIDBITS

Went undrafted out of Centenary College and left the game of baseball, choosing to work on sailboats in San Diego instead.

Tried out for the Yuma Scorpions of the Independent League in 2011, which was coached by former Major Leaguer Jose Canseco.

Made the team and remained with Yuma for the 2011 season before the club collapsed...Played for two more Independent teams in 2012, and was eventually signed by Tabasco of the Mexican League

HOYT's CAREER GAME HIGHS

BB (relief): 2, Sept. 23, 2016 vs. Los Angeles-AL; **K's (relief):** 5, May 2, 2017 vs. Texas; **LONGEST OUTING (relief):** 2.0IP, four times, last, Aug. 8, 2017 at Chicago-AL; **HR:** 2, August 18, 2016 at Baltimore; **LAST WIN:** May 2, 2017 vs. Texas; **LAST SAVE:** n/a.



CHIH-WEI HU 54

Age: 25, born November 4, 1993 in Taichung, Taiwan

Resides: Taichung, Taiwan Position: Pitcher

Bats: R Throws: R Height: 6-0 Weight: 220

ML Service: 0 + 052 Pronunciation: \chee-way-hoo\

Contract Status (options remaining): Signed thru 2019 (1)

Acquired: November 19, 2019; Acquired from the Tampa Bay Rays in exchange for INF Gionti Turner.



YEAR	CLUB	OPPONENTS																			
		W-L	ERA	G	GS	CG	SHO	SV	IP	H	R	ER	HR	HB	BB	SO	WP	BK	AVG	SLG	OBP
2013	GCL Twins	2-0	2.45	12	5	0	0	0	36.2	28	11	10	0	0	8	39	2	0	.207	.274	.248
2014	Elizabethton	1-0	1.69	3	3	0	0	0	16.0	7	3	3	0	1	2	16	0	1	.127	.164	.172
	Cedar Rapids	7-2	2.29	10	9	0	0	0	55.0	40	20	14	0	1	13	48	0	0	.201	.256	.254
2015	Ft. Myers	5-3	2.44	15	15	0	0	0	84.2	79	28	23	5	3	19	73	3	2	.249	.338	.295
	Rochester	1-0	1.50	1	1	0	0	0	6.0	2	1	1	0	0	4	6	0	0	.105	.158	.250
	Charlotte	0-3	7.36	5	4	0	0	1	18.1	23	18	15	1	0	8	20	1	0	.315	.425	.373
2016	Montgomery	7-8	*2.59	24	24	0	0	0	142.2	128	49	41	7	3	36	107	3	1	.241	.352	.290
	Durham	0-1	7.71	1	1	0	0	0	4.2	7	4	4	1	0	2	7	0	0	.350	.600	.409
2017	Durham	4-1	3.06	31	4	0	0	2	61.2	59	28	21	9	0	12	57	2	0	.251	.426	.285
	Tampa Bay	1-1	2.70	6	0	0	0	0	10.0	5	4	3	2	0	4	9	0	0	.143	.343	.225
2018	Durham	5-7	4.66	24	19	0	0	0	102.1	113	56	53	14	2	28	92	2	0	.276	.465	.322
	Tampa Bay	0-0	4.15	5	0	0	0	0	13.0	7	6	6	2	0	3	12	0	0	.149	.298	.200
Minor Lge. Totals		32-25	3.15	126	85	0	0	3	528.0	486	218	185	37	10	132	465	13	4	.244	.365	.291
CLEVELAND TOTALS		--	--	--	--	--	--	--	--	--	--	--	--	--	--	--	--	--	--	--	--
American League		1-1	3.52	11	0	0	0	0	23.0	12	10	9	4	0	7	21	0	0	.146	.317	.211
National League		--	--	--	--	--	--	--	--	--	--	--	--	--	--	--	--	--	--	--	--
M.L. TOTALS		1-1	3.52	11	0	0	0	0	23.0	12	10	9	4	0	7	21	0	0	.146	.317	.211

CAREER TRANSACTIONS

2012 Signed by the Minnesota Twins as an amateur free agent, 8/3.

2015 Traded by the Minnesota Twins with Alexis Tapia to the Tampa Bay Rays for Kevin Jepsen, 7/31.

2017 Traded by the Tampa Bay Rays to the Cleveland Indians for Gionti Turner, 11/19.

FIELDING BY POSITION

PCT	G	PO	2018				DP	PCT	G	PO	CAREER			
			A	E	TC	DP					A	E	TC	DP
--	5	0	0	0	0	0	Pitcher	1.000	11	0	1	0	1	0

PITCHERS HITTING

AVG	AB	2018			AVG	AB	CAREER		
		H	HR	RBI			H	HR	RBI
-	-	-	-	-	-	-	-	-	-

2018 SEASON HIGHLIGHTS

- ◆ Enjoyed five stints at the Major League level with Tampa Bay, posting a 4.15 relief ERA, limiting Major League hitters to a .149 average against (7-for-47)...Longest stint pre-September was five days at the beginning of May...On July 12 at Minnesota was the only reliever used by the Rays in a 5-1 loss...Went a career-long 5 IP and both hits allowed came in the 7th inning...Made 24 appearances (19 starts) for Triple-A Durham in the regular season...Started the Triple-A National Championship Game against Memphis, yielding two runs in 1 IP and taking the loss...Right-handed Triple-A batters hit .215 (42-for-195) off him.

PRO CAREER

- ◆ **2017** Made 6 appearances over six stints with the Rays, his first career MLB action...Made his debut on 4/24 at Baltimore...On 9/28 at NYY, allowed a solo homer to Greg Bird, his first batter faced in the 4th inning, but recorded his first career win after the Rays 7-run 5th inning...Used exclusively out of the bullpen from May through the end of the season...Went 3-1 with a 2.89 ERA (43.2 IP, 14 ER) in 27 apps as a reliever...Ranked by *Baseball America* as the No. 27 prospect in the Rays system following the season...Publication also tabbed him as having the Best Changeup in the organization for a second consecutive year.
- ◆ **2016** Made 24 starts with Double-A Montgomery...His 2.75 ERA (147.1IP, 45ER) between the two levels ranked fourth among Rays minor leaguers...Ranked third in the Southern League with a 1.15 WHIP, fifth with a .241 opp. avg. and eighth with 107 SO...Pitched for the World team in the Futures Game in July at Petco Park...Pitched a perfect 5th inning with strikeouts of Ryon Healy (Athletics) and Dominic Smith (Mets)...Ranked by *Baseball America* as the No. 5 prospect in the Rays system following the season.
- ◆ **2015** Spent most of the season in the Florida State League with Fort Myers and Charlotte...Acquired by the Rays along with Alexis Tapia at the trade deadline for Kevin Jepsen...Named to the FSL Mid-Season All-Star Team.
- ◆ **2014** Ranked among Twins minor leaguers in ERA (2.15, 8th) and WHIP (0.87, 2nd)...Named the Twins Minor League Pitcher of the Month for July, going 5-0 with a 1.24 ERA (36 IP, 5 ER) in six starts...

TRIBE TIDBITS

In 2017, his family watched him pitch in the United States for the first time since signing with the Twins in 2012.

First Taiwan-born player in Rays history...The 12th in MLB history, according to Baseball-Reference (Cleveland has had one; RHP C.C. Lee).

CAREER SNAPSHOT

BASEBALL AMERICA DOUBLE-A ALL-STAR

2016: Montgomery (SOU)

SOUTHERN LEAGUE ERA TITLE

2016: Montgomery (SOU)

POST-SEASON ALL-STAR

2016: Montgomery (SOU)

FUTURES GAME SELECTION

2016: Montgomery (SOU)

MID-SEASON ALL-STAR

2015: Fort Myers (FSL)


2016: Montgomery (SOU)

PERSONAL/MISCELLANEOUS

Full name **CHIH-WEI HU**...His favorite pitcher growing up was Félix Hernández...Pitched for Chinese Taipei at the 2014 Asian Games in Incheon, South Korea (team won Silver medal).

HU'S CAREER GAME HIGHS

K's (relief): 5, June 10, 2017 (game 2) vs. Oakland; **BB's (relief)**: 2, two times; **LONGEST RELIEF**: 5.0IP, July 12, 2018 at Minnesota; **WINNING STREAK**: 1 game, September 28, 2017 at NYY; **LOSING STREAK**: 1 game, June 10, 2017 (game 2) vs. Oakland; **HR**: 1, four times.



DANIEL JOHNSON 71

SPRING INVITEE

Age: 23, born July 11, 1995 in Vallejo, CA

Resides: Vallejo, CA

Position: Outfielder

Bats: L **Throws:** L

Height: 5-10 **Weight:** 200

ML Service: 0 + 000

Contract Status: Signed thru 2019

Acquired: November 30, 2018; Acquired from the Washington Nationals with RHP Jefry Rodriguez and a player to be named (INF Andruw Monasterio) in exchange for C Yan Gomes.

YEAR	CLUB	AVG	G	AB	R	H	2B	3B	HR	RBI	SH	SF	HB	BB	SO	SB	CS	SLG	OBP	OPS	E
2016	Auburn	.265	62	245	25	65	9	4	1	14	0	1	10	7	42	13	3	.347	.312	.659	4
2017	Hagerstown	.300	88	327	61	98	16	4	17	52	1	3	11	22	70	12	9	.529	.361	.890	4
	Potomac	.294	42	170	22	50	13	0	5	20	0	1	1	13	30	10	2	.459	.346	.805	0
2018	Harrisburg	.267	89	356	48	95	19	7	6	31	2	3	7	23	90	21	4	.410	.321	.731	2
	GCL Nationals	.300	7	20	3	6	0	0	1	4	0	0	2	2	2	1	0	.450	.417	.867	1
Minor Lge. Totals		.281	288	1118	159	314	57	15	30	121	3	8	31	67	234	57	18	.439	.337	.776	11

CAREER TRANSACTIONS

2016 Selected by the Washington Nationals in the 5th round (154th overall) of the June Draft. Signed, 6/16.

2018 Acquired by Cleveland from the Washington Nationals with Jefry Rodriguez and a player to be named in exchange for C Yan Gomes, 11/30. The acquisition of Andruw Monasterio completed the trade, 12/17.

2018 SEASON HIGHLIGHTS

◆ Season was limited to 96 games due to a broken right hamate bone (hand) that required surgery...Was on the D.L. from June 6-July 23...Hit .327 (37-for-113) with 8 2B, 3 3B, 5 RBI and 9 steals in 28 May games...On the year at Double-A he hit .303 (80-264) with 15 2B, 7 3B, 5 HR and an .817 OPS vs. RHP; hit .163 (15-for-92) with a .489 OPS vs. LHP...Appeared in 54 games in right field, 33 games in center and 4 games in left for Harrisburg...Rehabbed at the GCL Nationals in July... Appeared in 18 games after the season in the Arizona Fall League (.145, 9-for-62)...Rated as the 15th-best prospect in the Indians system by *ESPN's* Keith Law (entering 2019 season).

PRO CAREER

◆ 2017 Began the season with Single-A Hagerstown before a promotion to Single-A Potomac on 7/23...Hit a combined .298 with 29 doubles, 4 triples, 22 HR, 72 RBI, 35 walks, 22 SB and 83 runs in 130 games... Ranked among Washington farmhands in avg (3rd, .298), HR (3rd, 22), RBI (5th, 72) and SB (4th, 22)...Was one of just 10 players in all of Minor League Baseball (one of four at the Single-A level) to record at least 20 HR and 20 SB...His .505 slugging percentage was good for eighth among all Single-A players and his .861 OPS was 10th...17 HR in South Atlantic League play were ultimately tied for the second-most in league during the 2017 season...Entered the season rated as the No. 28 prospect in Washington's system per *MLB.com*.

PERSONAL/MISCELLANEOUS

Full name **DANIEL JOHNSON**...Single...Was the 2016 Western Athletic Conference Player of the Year...He led the WAC in batting average, slugging pct, HR, hits, total bases, runs and steals during conference play...On the season, he hit .382 (94-for-246) with 11 doubles, 7 triples, 12 homers, 50 RBI, 18 walks, 29 stolen bases and 67 runs scored in 57 games... Graduated from Jesse Bethel High School in Vallejo (CA), where he played baseball and basketball.

CAREER SNAPSHOT

2018 WSH No. 8 prospect, per *Baseball America*
 2018 "Best Power Hitter", per *Baseball America*
 2017 WSH 2017 Minor League Player of the Year
MILB.COM ORGANIZATION ALL-STAR
 2017: Washington (NL)

POST-SEASON ALL-STAR

2017: Hagerstown (SAL)

MID-SEASON ALL-STAR

2017: Hagerstown (SAL)

TRIBUNE TIDBITS

Was initially cut as a walk-on from the New Mexico State roster in 2012 after they recruited him after seeing him pitch a mop-up inning at the Arizona Classic...They first inquired about his pitching, which he seldom did...Transferred to NE Oklahoma A&M for 2014 and then went back to NM State for his sophomore and junior seasons (2015-2016).



MATT JOYCE

24

SPRING INVITEE

Age: 34, born August 3, 1984 in Tampa, FL

Resides: Tampa, FL

Position: Outfielder

Bats: L Throws: R

Height: 6-2

Weight: 200

ML Service: 9 + 123

Contract Status: Signed thru 2019

Acquired: Feb. 9, 2019; Signed by Cleveland to a Minor League free agent contract.



@sweetswingin20

joycer247

YEAR	CLUB	AVG	G	AB	R	H	2B	3B	HR	RBI	SH	SF	HB	BB	SO	SB	CS	SLG	OBP	OPS	E
2005	Oneonta	.332	65	247	51	82	10	4	4	46	1	6	1	28	29	9	5	.453	.394	.847	1
2006	West Michigan	.258	122	465	75	120	30	5	11	86	1	5	3	56	70	5	4	.415	.338	.753	6
2007	Erie	.257	130	456	61	117	33	3	17	70	1	3	3	51	127	4	6	.454	.333	.787	3
2008	Toledo	.270	56	200	36	54	13	2	13	41	0	1	2	24	62	2	3	.550	.352	.902	0
	Detroit	.252	92	242	40	61	16	3	12	33	0	2	2	31	65	0	2	.492	.339	.831	4
2009	Tampa Bay	.188	11	32	3	6	1	0	3	7	0	1	1	3	7	1	0	.500	.270	.770	0
	Durham	.273	111	417	73	114	35	2	16	66	0	6	3	67	98	14	5	.482	.373	.855	5
2010	Durham	.293	25	92	18	27	8	0	3	12	0	0	1	22	21	1	3	.478	.435	.913	0
	Charlotte	.379	10	29	6	11	5	0	2	8	0	1	0	10	8	1	0	.759	.525	1.284	0
	Tampa Bay	.241	77	216	30	52	15	3	10	40	0	3	2	40	55	2	2	.477	.360	.837	3
2011	Tampa Bay	.277	141	462	69	128	32	2	19	75	0	7	4	49	106	13	1	.478	.347	.825	3
2012	Tampa Bay	.241	124	399	55	96	18	3	17	59	1	1	6	55	102	4	3	.429	.341	.769	2
	Durham	.000	1	2	0	0	0	0	0	0	0	0	0	1	0	0	1	.000	.333	.333	0
	Charlotte	.250	2	8	2	2	1	0	0	2	0	0	0	1	1	0	0	.375	.333	.708	0
2013	Tampa Bay	.235	140	413	61	97	22	0	18	47	0	7	2	59	87	7	3	.419	.328	.747	1
2014	Tampa Bay	.254	140	418	51	106	23	2	9	52	0	9	4	62	111	2	5	.383	.349	.732	3
2015	LA Angels	.174	93	247	17	43	12	1	5	21	1	2	4	30	67	0	3	.291	.272	.564	1
	Salt Lake	.333	11	36	3	12	1	0	2	6	0	1	1	5	9	0	0	.528	.419	.946	0
2016	Pittsburgh	.242	140	231	45	56	10	1	13	42	0	0	3	59	67	1	1	.463	.403	.866	0
2017	Oakland	.243	141	469	78	114	33	0	25	68	0	7	2	66	113	4	1	.473	.335	.808	7
2018	Oakland	.208	83	207	34	43	9	0	7	15	1	2	1	35	53	0	2	.353	.322	.675	1
	Nashville	.281	9	32	4	9	3	0	0	3	0	0	0	3	5	0	0	.375	.343	.718	0
	Minor Lge. Totals	.276	542	1984	329	548	139	16	68	340	3	23	14	268	430	36	27	.465	.362	.828	15
	CLEVELAND TOTALS	--	--	--	--	--	--	--	--	--	--	--	--	--	--	--	--	--	--	--	--
	American League	.240	1042	3105	438	746	181	14	125	417	3	41	28	430	766	33	22	.428	.334	.762	25
	National League	.242	140	231	45	56	10	1	13	42	0	0	3	59	67	1	1	.463	.403	.866	0
	M.L. TOTALS	.240	1182	3336	483	802	191	15	138	459	3	41	31	489	833	34	23	.431	.339	.770	25

CAREER TRANSACTIONS

- 2005 Selected by the Detroit Tigers in the 12th round (360th overall) of the June draft. Signed, 6/9.
- 2008 Traded by the Detroit Tigers to the Tampa Bay Rays for Edwin Jackson, 12/10.
- 2010 DL - right elbow strain, 3/26-5/30. Rehab AAA Durham, 4/8-14, and A Charlotte, 5/18-30.
- 2012 DL - left oblique strain, 6/20-7/16. Rehab AAA Durham on 7/4 and A Charlotte, 7/15-16.
- 2014 Traded by the Tampa Bay Rays to the Los Angeles Angels of Anaheim for Kevin Jepsen, 12/16.
- 2015 DL - concussion, 7/27-8/31. Rehab AAA Salt Lake, 8/16-31. 2015 Granted Free Agency.
- 2016 Signed as a Free Agent with the Pittsburgh Pirates, 2/20 2016 Granted Free Agency.
- 2016 Signed as a Free Agent with the Oakland Athletics, 11/30.
- 2018 DL - back strain, 6/6-21. Rehab AAA Nashville, 6/18-21.
- 2018 DL - back strain, 7/7-8/31. Rehab AAA Nashville, 8/21-31. 2018 Granted Free Agency.
- 2019 Signed as a Free Agent with the Cleveland Indians, 2/9.

FIELDING BY POSITION

PCT	2018							CAREER						
	G	PO	A	E	TC	DP	PCT	G	PO	A	E	TC	DP	
.989	57	86	1	1	88	0	Outfield	.984	932	1513	32	25	1570	7

ALL-STAR GAME RECORD

YEAR	CLUB	AVG	G	AB	R	H	2B	3B	HR	RBI	SH	SF	HBP	BB	SO	SB	CS	E
2011	Tampa Bay(@NYM)	.500	1	2	0	1	0	0	0	0	0	0	0	0	0	0	0	0

128 > Cleveland Indians

POSTSEASON RECORD

YEAR	CLUB	AVG	G	AB	R	H	2B	3B	HR	RBI	SH	SF	HBP	BB	SO	SB	CS	E
2010	TB (ALDS vTEX)	.222	4	9	0	2	0	0	0	0	0	0	0	0	4	1	0	0
2011	TB (ALDS vTEX)	.200	4	15	1	3	1	0	1	4	0	0	0	1	5	0	0	0
2013	TB (ALDS vBOS)	.000	4	8	0	0	0	0	0	0	0	0	0	0	4	0	0	0
TOTALS		.156	12	32	1	5	1	0	1	4	0	0	0	1	13	1	0	0

2018 SEASON HIGHLIGHTS

- ◆ Batted .208 with seven home runs and 15 RBI in 83 games in a season interrupted by two stints on the disabled list with a back injury... Was the A's Opening Day starter in left field...His games played were his fewest since appearing in 77 contests with Tampa Bay in 2010... Started 46 games (39 in LF, 6DH, 1 RF), all in games started by a right-handed pitcher...Went 2-for-33 (.061) with RISP, the lowest in OAK history (min. 40 PA) and the lowest by an American Leaguer since Glenn Gulliver hit .059 for Baltimore in 1982.
- ◆ Went 7-for-24 (.292) with three doubles, one home run, two RBI and five walks as a pinch hitter...Led AL pinch hitters in hits, doubles and PA (30), tied for the lead in walks and T2nd in extra base hits (4)...Hit his first PH HR as an Athletic and the 6th of his career May 16 at Boston...Led off the game with a home run May 26 against Arizona for the 9th time in his career...Was placed on the disabled list June 3 with a lumbar strain...Reinstated from the DL June 22...Appeared in 8 games before returning to the DL with a lumbar strain July 5 (activated on Sept. 1)...Was on the A's Wild Card roster but did not play.

CAREER SNAPSHOT

ALL-STAR

2011: Tampa Bay (AL)

PLAYER OF THE WEEK

7/13/2008: Detroit (AL)

PRO CAREER

- ◆ **2017** Signed a two-year deal with the A's following the 2016 season and hit a career-high 25 HR in his 10th season in the Majors...Also had career bests in at bats (469), runs (78), doubles (33), walks (66), extra base hits (58) and matched his high in games played (141)...Tied for eighth in the AL in sacrifice flies (7) and ranked 10th in pitches per plate appearance (4.17).
- ◆ **2016** Signed a minor league contract with Pittsburgh on 2/20 and spent the entire season with the Pirates...Added 59 walks for a career-high .403 on-base percentage...The OBP was fourth best in the NL among players with 250 or more plate appearances...Also had a career-high .866 OPS...21 of his walks came as a pinch hitter, which set a Major League record for most walks by a pinch hitter...Broke the previous mark of 20 held by Matt Franco (1999 Mets) and Greg Norton (2009 Braves)...Went 13-for-59 (.220) with four home runs, 15 RBI and a .452 on-base percentage in the pinch...Led ML pinch hitters in RBI, tied for the lead in home runs and ranked second with 81 plate appearances (Gosselin, ARI 83)...The RBI fell one short of Willie Stargell's club record of 16 set in 1982.
- ◆ **2015** Spent his only season with Los Angeles (AL) after being acquired by the Angels in a trade with Tampa Bay during the offseason...Season shortened by a one-month stint on the DL with a concussion.
- ◆ **2014** Finished T3rd in the AL in sacrifice flies (9)...Set a Rays record 4/25 at Chicago (AL) after drawing five walks in the game...First AL player to walk five times in a nine-inning game without an intentional walk since Rickey Henderson on 7/30/2000...Homered twice and tied a club record with five hits while also producing 12 total bases on 6/29 at Baltimore.
- ◆ **2012** Entered the game on 9/29 at Chicago (AL) as a pinch hitter and later hit a solo home run in addition to a three-run shot...Became the first Rays player to hit two home runs in a game he didn't start and the first AL player with two home runs and four RBI as a sub since Minnesota's Matt LeCroy (9/13/2002).
- ◆ **2011** Was named to the AL All-Star team during first full season in the Majors with TB...Went 13-for-14 (92.9%) in stolen base attempts, which was the 2nd best percentage in the AL (min. 10 SBA)...HR'd off Derek Holland in Game 2 of ALDS at Texas.
- ◆ **2010** Was placed on the 15-day disabled list in spring training with a right elbow strain.
- ◆ **2008** Finished 9th among AL rookies in home runs and slugging pct. and tied for ninth in triples...Had his contract selected by Detroit 5/5 and made his big league debut with a start that day in right field...Recorded first Major League hit 5/7 against Boston, a single off Julian Tavaréz...Connected off New York's Darrell Rasner for his first big league HR on 5/10.
- ◆ **2007** Led all Eastern League outfielders with 20 assists...Was named the "Best Defensive Outfielder" in the Eastern League by *Baseball America*...Was also ranked by the same publication as the seventh-best prospect and the "Best Defensive Outfielder" in the Tigers organization.

PERSONAL/MISCELLANEOUS

Full name **MATTHEW RYAN JOYCE**...Wife, Brittany...Daughter, Kensington...2002 graduate of Armwood (FL) High School... Played baseball collegiately at Florida Southern College in Lakeland, FL...Earned All-Sunshine State Conference honors in 2004 as a sophomore with 11 home runs and 39 RBI in 58 games...Faced the Tigers and Justin Verlander several times while in college during spring exhibition games.

JOYCE'S CAREER GAME HIGHS

HITS: 5, June 29, 2014 at Baltimore; **RUNS:** 3, seven times; **DOUBLES:** 3, Sept. 27, 2017 vs. Seattle; **HOME RUNS:** 2, three times, June 29, 2014 at Baltimore; **RBI:** 5, two times, last May 18, 2013 at Baltimore; **WALKS:** 5, April 25, 2014 at CWS; **STOLEN BASES:** 2, two times, last July 18, 2012 vs. Cleveland; **HITTING STREAK:** 12, July 29 to August 13, 2012; **GRAND SLAMS:** 5, last June 4, 2017 vs. Washington (Shawn Kelley); **INSIDE-THE-PARK HR:** N/A; **LEADOFF HR:** 9, last May 26, 2018 vs. Arizona (Clay Buchholz); **PINCH HR:** 6, last May 16, 2018 at Boston (Heath Hembree); **WALK-OFF HR:** April 3, 2013 vs. Baltimore; **Hitless Streak (At Bats):** 30, July 9, 2015 to April 8, 2016



ROB KAMINSKY 78

SPRING INVITEE

Age: 24, born September 2, 1994 in Englewood Cliffs, NJ

Resides: Englewood, NJ

Position: Pitcher

@kaminsky21
 kaminsky21

Bats: R

Throws: L

Height: 5-11

Weight: 200

ML Service: 0 + 000

Contract Status: Signed thru 2019

Acquired: July 30, 2015; Acquired from the St. Louis Cardinals in exchange for OF Brandon Moss.

OPPONENTS

YEAR	CLUB	W-L	ERA	G	GS	CG	SHO	SV	IP	H	R	ER	HR	HB	BB	SO	WP	BK	AVG	SLG	OBP
2013	GCL Cardinals	0-3	3.68	8	5	0	0	0	22.0	23	14	9	1	1	9	28	2	1	.261	.341	.337
2014	Peoria	8-2	1.88	18	18	0	0	0	100.2	71	27	21	2	6	31	79	7	0	.194	.251	.266
2015	Palm Beach	6-5	2.09	17	17	0	0	0	94.2	82	29	22	0	4	28	79	6	0	.228	.253	.291
	Lynchburg	0-1	3.72	2	2	0	0	0	9.2	13	6	4	0	0	5	4	1	0	.342	.447	.419
2016	Akron	11-7	3.28	25	25	0	0	0	137.0	122	54	50	7	8	48	92	10	0	.241	.343	.314
2017	Akron	0-1	9.00	1	1	0	0	0	5.0	6	5	5	0	0	2	1	0	0	.316	.421	.364
2018	Lynchburg	0-0	0.00	2	0	0	0	0	2.0	1	0	0	0	0	1	1	0	0	.143	.143	.250
	Akron	1-1	3.08	23	0	0	0	4	26.1	22	12	9	2	0	18	22	4	0	.229	.323	.348
Minor Lge. Totals		26-20	2.72	96	68	0	0	4	397.1	340	147	120	12	19	142	306	30	1	.230	.300	.304

CAREER TRANSACTIONS

2013 Selected by the St. Louis Cardinals in the 1st round (28th overall) of the June Amateur Draft, signed 6/18.

2015 Acquired by Cleveland from the St. Louis Cardinals in exchange for OF Brandon Moss, 7/30.

2018 SEASON HIGHLIGHTS

- ◆ Season began on June 14 at Class-A Lynchburg after concluding his elbow rehabilitation in Goodyear, AZ...After two outings in Lynchburg was transferred to Akron on June 20 and spent the remainder of the year with the RubberDucks...Pitched exclusively in relief, posting a 3.08 ERA in 23 outings...Walked eight batters over his first three outings (2.1IP, 5ER)...Did not allow a run over 12 consecutive outings, July 18-Aug. 23 (14.0 IP)...On the year left-handed batters hit .188 (9-for-48) with a .521 OPS.
- ◆ Ended the year in the Arizona Fall League, going 3-0 with a 1.64 ERA in 10 relief outings (11.0IP, 9H, 2R/ER, 3BB, 13SO, .220 avg, 1 XBH allowed) and was named a league All-Star.

PRO CAREER

- ◆ 2017 Limited to one start in April due to injury at AA Akron and missed the rest of the season after reconstructive left elbow surgery.
- ◆ 2016 Started a career-high 25 games for Akron, going 11-7 with a 3.28 ERA, the fifth-lowest mark in the Eastern League...Also set career-highs in wins, innings (137.0) and strikeouts (92)...On D.L. in May with lower back strain.
- ◆ 2015 Acquired from the St. Louis Cardinals on July 31 via trade...Did not pitch after 8/13 (lower back)...Entered the 2015 campaign ranked as the 88th-overall prospect in all of MLB (**MLB.com**)...At time of the trade spent year at High-A Palm Beach, going 6-5 with a 2.09 ERA across 17 games/starts for the Cardinals and was leading the Florida State League in ERA (2.09) and was tied for eighth in strikeouts (79) at the time of the deal...One of only two pitchers (393 total) in the minor leagues who did not give up a home run (min. 90 IP).
- ◆ 2014 Opened year in extended spring and pitched last three months of the season in Peoria of the Midwest League and just fell short of qualifying for the Midwest League ERA title (1.88) and limited hitters to a .194 average against.

PERSONAL/MISCELLANEOUS

Full name **ROBERT HARRIS KAMINSKY**...Single... In high school at Saint Joseph Regional High School in Montvale, New Jersey (graduated in 2013), he was the **Gatorade** New Jersey Baseball Player of the Year in both 2012 and 2013, named to the 2012 **USA Today** All-USA Team and was a 2013 **Baseball America** Preseason First Team All-American...Senior year (2013) he was 10-0 with a 0.10 ERA...The 12th New Jersey player drafted in the first round directly out of high school...Had scholarship to pitch and play center field for the University of North Carolina...Hobbies include cooking, reading and lifting. 130 > Cleveland Indians

C TRIBE TIDBITS

Boyhood hero was LHP Sandy Koufax... His bar mitzvah was based on a baseball theme.

Throws a football and shoots a basketball right-handed, but throws a baseball left-handed...In Little League, he sometimes threw from both sides and switch-hit in high school.

Favorite team growing up: New York Knicks
Favorite athlete growing up: LeBron James

CAREER SNAPSHOT

RISING STARS

2018: Glendale (AFL)

BASEBALL AMERICA LOW CLASS A ALL-STAR


2014: Peoria (MID)

2016 CLE No. 9 prospect, per **Baseball America**

2014 STL No. 3 prospect, per **MLB.com** (#88 overall)

2014 "Best Curveball", per **Baseball America**

2013 STL No. 9 prospect, per **Baseball America**



JASON KIPNIS

22

Age: 31, born April 3, 1987 in Northbrook, IL

Resides: Chicago, IL

Position: Infielder

Bats: L Throws: R

Height: 5-11 Weight: 200

ML Service: 7 + 069

Contract Status: Signed thru 2019 with a club option for 2020.

Acquired: Selected by Cleveland in the 2nd round (63rd overall pick) of the 2009 First-Year Player Draft.



YEAR	CLUB	AVG	G	AB	R	H	2B	3B	HR	RBI	SH	SF	HB	BB	SO	SB	CS	SLG	OBP	OPS	E
2009	Mahoning Valley	.306	29	111	19	34	8	3	1	19	0	2	1	15	18	3	3	.459	.388	.847	0
2010	Kinston	.300	54	203	33	61	12	3	6	31	2	2	6	24	46	2	3	.478	.387	.865	10
	Akron	.311	79	315	63	98	20	5	10	43	2	0	7	31	61	7	1	.502	.385	.887	13
2011	Columbus	.280	92	343	65	96	16	9	12	55	5	5	3	44	72	12	1	.484	.362	.846	11
	CLEVELAND	.272	36	136	24	37	9	1	7	19	0	1	2	11	34	5	0	.507	.333	.841	6
2012	CLEVELAND	.257	152	591	86	152	22	4	14	76	3	6	5	67	109	31	7	.379	.335	.714	6
2013	CLEVELAND	.284	149	564	86	160	36	4	17	84	5	10	3	76	143	30	7	.452	.366	.818	12
2014	CLEVELAND	.240	129	500	61	120	25	1	6	41	1	2	2	50	100	22	3	.330	.310	.640	6
	Columbus	.111	3	9	1	1	0	0	1	3	0	0	0	0	2	0	0	.444	.111	.556	1
2015	CLEVELAND	.303	141	565	86	171	43	7	9	52	4	6	9	57	107	12	8	.451	.372	.823	7
2016	CLEVELAND	.275	156	610	91	168	41	4	23	82	5	7	6	60	146	15	3	.469	.343	.811	12
2017	Akron	.143	5	14	1	2	0	0	1	1	0	0	1	0	6	0	0	.357	.200	.557	0
	Columbus	.182	6	22	1	4	2	1	0	2	0	0	0	1	4	0	0	.364	.217	.581	0
	CLEVELAND	.232	90	336	43	78	25	0	12	35	2	5	2	28	71	6	2	.414	.291	.705	7
2018	CLEVELAND	.230	147	530	65	122	28	1	18	75	1	3	7	60	112	7	1	.389	.315	.704	9
Minor Lge. Totals		.291	268	1017	183	296	58	21	31	154	9	9	18	115	209	24	8	.481	.370	.851	35
CLEVELAND TOTALS		.263	1000	3832	542	1008	229	22	106	464	21	40	36	409	822	128	31	.417	.337	.754	65
American League		.263	1000	3832	542	1008	229	22	106	464	21	40	36	409	822	128	31	.417	.337	.754	65
National League		--	--	--	--	--	--	--	--	--	--	--	--	--	--	--	--	--	--	--	--
M.L. TOTALS		.263	1000	3832	542	1008	229	22	106	464	21	40	36	409	822	128	31	.417	.337	.754	65

CAREER TRANSACTIONS

- 2008 Selected by the San Diego Padres in the 4th round of the June draft. Did not sign.
- 2009 Selected by the Cleveland Indians in the 2nd round (63rd overall) of the June draft. Signed on 6/9.
- 2011 DL - right hamstring strain, 8/14-9/5.
- 2014 DL - right oblique strain, 4/30-5/27...rehab at AAA Columbus, 5/23-26.
- 2015 DL - right shoulder inflammation, 8/3-17.
- 2017 DL - right shoulder inflammation, 3/30-4/20...Rehab AA Akron, 4/9-12...rehab AAA Columbus, 4/15-19.
- 2017 DL - right hamstring strain, 7/9-8/5...rehab AAA Columbus 7/30 & 8/4...rehab AA Akron, 8/1-2.
- 2017 DL - right hamstring strain, 8/23-9/16.

ALL-STAR GAME RECORD

YEAR	CLUB	AVG	G	AB	R	H	2B	3B	HR	RBI	SH	SF	HBP	BB	SO	SB	CS	E
2013	Cleveland(@NYM)	1.000	1	1	0	1	1	0	0	1	0	0	0	0	0	0	0	0
2015	Cleveland(@CIN)	.000	1	1	0	0	0	0	0	0	0	0	0	0	1	0	0	0
TOTALS		.500	2	2	0	1	1	0	0	1	0	0	0	0	1	0	0	0

POSTSEASON RECORD

YEAR	CLUB	AVG	G	AB	R	H	2B	3B	HR	RBI	SH	SF	HBP	BB	SO	SB	CS	E
2013	CLE (ALWC vTB)	.000	1	4	0	0	0	0	0	0	0	0	0	0	0	0	0	0
2016	CLE (ALDS vBOS)	.364	3	11	1	4	0	0	1	3	0	0	0	1	4	0	0	0
	CLE (ALCS vTOR)	.053	5	19	2	1	0	0	1	1	0	0	0	1	3	0	0	0
	CLE (WS vCHI)	.290	7	31	6	9	3	0	2	4	0	0	1	0	9	0	0	3
2017	CLE (ALDS vNYY)	.182	5	22	0	4	0	1	0	1	0	0	0	0	8	0	0	0
2018	CLE (ALDS vHOU)	.111	3	9	0	1	0	0	0	0	0	0	0	0	6	0	0	0
TOTALS		.198	24	96	9	19	3	1	4	9	0	0	1	2	30	0	0	3

FIELDING BY POSITION

PCT	G	PO	2018				TC	DP	PCT	G	PO	CAREER			
			A	E	A	E						TC	DP		
.982	131	175	308	9	492	68	Second Base	.984	933	1405	2494	65	3964	512	
1.000	14	16	0	0	16	0	Outfield	1.000	25	30	0	0	30	0	
.982	145	191	308	9	508	68	Totals	.984	958	1435	2494	65	3994	512	

2018 SEASON HIGHLIGHTS

- ◆ Spent full season on the active roster, and after a tough April/May, rebounded to productivity over the last four months of the campaign... Became the first player in club history to amass at least 1,000 hits, 100 home runs and 100 steals over his Indians career, eclipsing the hit and homer barriers over the last five weeks of the season in dramatic fashion...Enjoyed a career day on August 26 at Kansas City, going 4-for-5 with three runs, four RBI and connected for his second career inside-the-park-home run, the 100th of his career (first player in club history to enjoy his 100th homer via an inside-the-parker)...Marked his single game season-high in hits, runs and RBI...From August 26th-end of season, Jason batted .295 (28-for-95) with 7 doubles, 7 homers and 26 RBI (T2nd in A.L.) over his final 28 games....His 100 homers as a second baseman are tied with Joe Gordon for the most in franchise history.
- ◆ On the year he made 129 starts at 2B (131 overall games at second) and made one start at DH...Also made 14 starts on the year in center field, beginning on Sept. 11, after the August 31 acquisition of Josh Donaldson from Toronto...Did not appear at second base after Sept. 10...Got off to a sluggish start, batting .160 (16-for-100) in 25 April games with six 2B and seven RBI (.456 OPS)...Was batting .197 (49-for-249) through his first 64 games thru June 15 with 14 2B, 4 HR & 25 RBI, but batted .260 (73-for-281) the rest of the way with 40 runs, 14 2B, 14 HR and 50 RBI over his final 83 games of the season (.816 OPS).
- ◆ Connected for his first career pinch-hit home run on Sept. 1 vs. Tampa Bay off Chaz Roe...His 1,000th career base hit was one of the most dramatic of the season, a 9th-inning grand slam off Ian Hamilton and the Chicago White Sox on Sept. 19, erasing a 1-0 Sox lead... Was his second career walk-off HR and grand slam, becoming the second player in MLB history to record his 1,000th career hit with a walk-off grand slam, joining LAD's Davey Lopes (9/2/79 vs. CHI; **STATS LLC**)...37th player in franchise history to collect 1,000 hits in an Indians uniform...His 18 home runs were his second-most in a single season (had 23 HR in 2016)...Also just the second player to hit a walk-off grand slam with his team trailing 1-0 since Hall-of-Famer Ron Santo for the Chicago Cubs on September 25, 1968 vs. LAD (courtesy **ESPN Stats & Info**).
- ◆ OPS in the second half was .754 compared to .672 in the first half...On the year he hit .270 (58-for-215) with runners on base and recorded an OPS of .905 with runners in scoring position...Batted .292 (38-130) with RISP, collecting eight homers, eight doubles and 59 RBI in those scenarios.

PRO CAREER

- ◆ **2017** Endured a tough season at the plate around three stints on the disabled list, missing a combined 62 games on the season...Opened the season on the 10-day D.L. (right shoulder soreness)...Season started slowly, hitting .155 (11/71) with a .359 OPS over his first 19 games thru 5/13 before breaking out on 5/14 at Minnesota, going 4-for-5 with two HR and four RBI that took his season OPS from .359 to .518...Right hamstring issues limited him to just 24 games in the second half, forcing him on the D.L. from 7/9-8/5 and 8/23-9/16...After being activated the final time on Sept. 16, he batted .273 (9/33) with 5 runs, 3 2B, 1 HR and 5 RBI to finish out the campaign, making his first career Major League appearance in the outfield (started 11 games in center field over 11 Sept/Oct. games)...Did not hit over .248 in any month prior to Sept/Oct...Grounded into 0 double plays in 56 opportunities all year.
- ◆ **2016** Career bests in home runs (23), extra base hits (68) and runs scored (91), while falling just shy of career-best total in RBI (82)...Tied for first with Jose Altuve among A.L. second basemen in doubles (41) and tied for sixth in RBI...Was third in A.L. in second half doubles (23)...Started 153 games in two-hole and hit 23 home runs in that spot (second-most all-time in club history batting second)...Enjoyed second five-hit game of career in extra-innings loss at Houston on 5/11...Enjoyed third two-HR game of career on 7/8 vs. NYY...Best month came in July, batting .344 (33/96) with 9 2B, 6 HR, 21 runs and 13 RBI in 24 games (tied for second in A.L. in July runs scored)...Hit a combined .230 (14/61) in Postseason with 3 2B, 4 HR, 8 RBI and 9 runs over all 15 games...His four HR were third-most in Indians Postseason history behind Thome (6, 1998) and S. Alomar (5 in 1997)...Joined Lou Gehrig & Jimmie Foxx in Game 4 of World Series at Chicago as only players with three-run World Series HR at Wrigley Field.

132 > Cleveland Indians

CAREER SNAPSHOT

MLBPAA INDIANS HEART AND HUSTLE AWARD

2012: Cleveland (A.L.)

2013: Cleveland (A.L.)

2015: Cleveland (A.L.)

ALL-STAR

2013: Cleveland (A.L.)

2015: Cleveland (A.L.)

PLAYER OF THE MONTH

6/2013: Cleveland (A.L.)

5/2015: Cleveland (A.L.)

PLAYER OF THE WEEK

6/17/2013: Cleveland (A.L.)

7/1/2013: Cleveland (A.L.)

7/21/2014: Cleveland (A.L.)

WILSON TEAM DEF. PLAYER OF THE YEAR

2012: Cleveland (A.L.)

BASEBALL AMERICA TRIPLE-A ALL-STAR

2011: Columbus (INT)

POSTSEASON & MIDSEASON ALL-STAR

2011: Columbus (INT)

FUTURES GAME SELECTION

2011: Columbus (INT)

MILB.COM ORGANIZATION ALL-STAR

2010: Cleveland (A.L.)

BASEBALL AMERICA MINOR LEAGUE ALL-STAR

2010: Akron (EAS)

AMERICAN LEAGUE

RBI LEADERS, Aug 26-end of season

1. Stephen Piscotty (OAK)	31
2. Jason Kipnis (CLE)	26
Luke Voit (NYY)	26
4. Marcus Semien	24

KIPNIS (continued)

◆ **2015** Second All-Star season in the last three years, finishing with career-highs in hits, doubles, triples, average and on-base pct. ...Led A.L. second basemen in average, on-base, slugging and OPS and also ranked among A.L. overall leaders in a variety of categories (see box on next page) and led all A.L. lead-off batters with a .385 on-base pct. (was third with 81 runs scored in No. 1 spot)...After hitting .218 in April, exploded in May, batting .429 (51/119) with 15 2B, 3 3B, 4 HR & 17 RBI in 29 games to earn A.L. Player of the Month honors for the second time in his career...He led the A.L. in all of the slash line categories and also led the league in runs (30), doubles and hits...The 22 extra base hits were the most ever in a single month by an Indians 2B, a May club record and most in any month since Hafner (22, Aug. 2006), and his 51 May hits were the most for that month in club history (prev. Joe Jackson, 49, 1913)...Was also just the 16th player (third-ever in May) in MLB history with a month of at least 50 hits, 30 runs and a 1.200 OPS...Was just the 11th Indians player since 1914 with at least 51 hits in a month and the first since Roberto Alomar (Sept. 2000)...The 15 doubles were most for an Indians batter in any month since Jeff Heath in Sept. 1942...Was the first MLB player to collect 50+ hits and score 30+ runs in a single month since Philadelphia's Jimmy Rollins in Sept./Oct. of 2005 (52H/32R) and the first in the A.L. since New York-AL's Derek Jeter in Sept/Oct. of 1998 (50H/30R)...His 19 hits over a 7-game span, 5/9-16, equaled a club record...Hit .358 (34/95) in June with 9 2B, 1 HR, 8 RBI and 15 runs scored in 25 games to seal his second All-Star bid in the player balloting...Hit in a career-best 20 straight games from 6/3-26, the third-longest hitting streak in the A.L. in 2015 and the longest by an Indians player in 2015...Entered the break hitting .323 (112/347) with 59 runs, 27 2B, 6 3B, 6 HR & 37 RBI in 87 games and was third in the A.L. in WAR (4.8) and average, second in hits and first in times on base (161)...Was third in the A.L. in home batting avg (.347, 95/274) and at one point hit safely in 29 straight games from 5/1-7/6, the second-longest home hitting streak in club history and longest in Progressive Field history (Hal Trosky, 31-games, 1936).

Offensive WAR 2013 A.L. 5.7 (7th)
Batting Average 2015 A.L. .303 (7th)
On-Base% 2015 A.L. .372 (7th)
Doubles 2015 A.L. 43 (2nd) 2016 A.L. 41 (6th)
Bases on Balls 2013 A.L. 76 (7th)
Stolen Bases 2012 A.L. 31 (6th) 2013 A.L. 30 (9th)
Sacrifice Flies 2013 A.L. 10 (2nd) 2016 A.L. 7 (5th)

◆ **2014** Limited after a late-April strained right oblique forced him to the 15-day disabled list for the second time in his career from 4/30-5/27, an injury suffered on 4/29 at the LA Angels...Hit his last home run on 7/31 and did not homer over his season's final 48 games (186 at-bats)...Removed from 9/18 game at Houston with a strained right hamstring and did not appear at second base the rest of the season (three starts at DH, shut down last two days of the season)...Underwent surgery to his left ring finger on 12/16 in Cleveland to repair a damaged extensor tendon (Dr. Thomas Graham) after off-season weight room workout.

MOST HOME RUNS, CLUB HISTORY	
BATTING SECOND	
1. Toby Harrah (1982)	24
2. Jason Kipnis (2016)	23
3. Earl Averill (1934)	16
Asdrúbal Cabrera (2011)	16
5. Bobby Avila (1954)	15

◆ **2013** A.L. All-Star...Finished the year hitting .284 (160/564, second on team) while leading the team in runs (86), hits (160), RBI (84) and steals (30)... Among Major League second basemen he finished third in OPS (.818), second in steals and tied for third in RBI...His 84 RBI were the most by an Indians 2B since Roberto Alomar (100) in 2001, as he became the first Indians 2B to enjoy the outright team RBI lead since Joe Gordon in 1948...Won the A.L. Player of the Month award for June, hitting .419 (39/93) with 12 2B, 4 HR, 25 RBI, 17 runs and 20 BB in 27 games, the first such honor for an Indians player since Choo in Sept 2008...Led A.L. in June batting average, on-base (.517) and was tied for first in hits and second in RBI, doubles, slugging % and extra-base hits...His All-Star push was also buoyed by a 36-game streak of reaching base (via hit/walk) from 5/26-7/5, the longest by an Indians batter since Victor Martinez did so in 45 straight over the 2005-06 seasons...Doubled in a run off Craig Kimbrel in his first All-Star appearance, caught the game's final out to preserve a 3-0 A.L. win...24RBI vs. MIN in 19 games (16 runs), tied for third-most RBI vs. the Twins in a single-season since 1961.

MLB OPS LEADERS	
2015 SECOND BASEMEN	
1. Jason Kipnis (CLE)	.823
2. Jose Altuve (HOU)	.812
3. Ben Zobrist (KC/OAK)	.809
4. Logan Forsythe (TB)	.804
5. Robinson Cano (SEA)	.779
6. Dee Gordon (MIA)	.776

◆ **2012** Spent his first full season in Majors, finished tied for the team lead in RBI (76) and steals (31)...Finished tied for sixth in the A.L. in steals (31 in 38 attempts/82%)...Season got off to a fine start and spent much of the first half leading the team and ranked in the top 20 in the A.L. in home runs, RBI, runs, hits and steals before falling off the last three and a half months of the season...Was one of three players in Majors w/70+RBI, 80+ runs 10+HR and 25+SB (Kipnis, Mike Trout, Ryan Braun)...Those plateaus were only reached eight times previously (by five players) in Indians history, the last coming in 2007 and 2008 (Sizemore)...Was just the second player in Indians history w/ 10 HR & 20 SBs prior to All-Star break (Sizemore, '07-'08), according to **STATS LLC**.

◆ **2011** Began season in AAA Columbus before promoted to Cleveland on 7/21...At time of 7/21 promotion was leading International League in triples (9), second in runs (64)...Started at second base in Triple A All-Star Game and homered in **SiriusXM** Futures Game...Prior to 2011 season, was named best prospect in Indians organization by **Baseball Prospectus** and was selected to International League Postseason All-Star team, **Baseball America** Triple-A All-Star team and was named Indians Minor League Player of the Year for second straight year...Contract purchased from AAA Columbus on 7/21 and made MLB debut vs. Chicago-AL on 7/22...Collected first Major League hit on 7/25 vs. LA Angels, a walk-off 9th inning game-winner off Hisanori Takahashi...Only Indian since RBI became official statistic to produce first MLB hit in walk-off fashion (**Elias**)...Hit first MLB HR on 7/31 off KC's Danny Duffy...Homered in club season-high four straight games from 7/31-8/3, equaling club record for HR in consecutive games by a rookie (Al Rosen, June 1950)...Was first player in Major League history to homer in four consecutive

games within two weeks of debut and first Indians batter with HR in four straight since Travis Hafner in August 2006...First Indians 2B to HR in four straight games...Last MLB batter to HR in four straight within first 10 games of MLB career was Graig Nettles in 1968 with Minnesota (*Elfas*)...Went 5-for-5 w/4 runs, HR, 2B & 3RBI on 8/10 vs. Detroit, becoming first Indians rookie and 14th overall since 1920 to collect 5 hits, 4 runs & 3RBI in same game...second Indian with 6HR in first 16 career games (Luis Medina, 1988).

- ◆ **2010** In second professional season hit .307 (159/518) with 96 runs, 32 2B, 8 3B, 16 HR and 74 RBI in 133 games between Kinston and Akron and was named Tribe's Minor League Player of Year (Lou Boudreau Award) and was named a **Baseball America** Minor League All-Star, all while making the transition from outfield to second base...Following completion of Aeros' season, Kipnis joined AAA Columbus Clippers for their playoffs and batted .455 (10/22) with 9 runs, 3 2B, 2 3B, 2HR and 3RBI in five games for IL and AAA Champions...Hit for cycle in IL Championship Game vs. Durham on 9/17 and was a single short of cycle (3-for-4, 3 runs) in AAA Championship Game vs. Tacoma on 9/21...Was named to Arizona Fall League Rising Stars game...Kipnis led entire Indians minor league system in hits (159) and runs scored (96) and tied for third in triples (8), fourth in doubles (32), tied for fifth in HR (16) and tied for fifth in RBI (74)...Following season was named ninth-best prospect in Eastern League by **Baseball America** (third-best prospect in Indians system entering 2011).
- ◆ **2009** Named 10th-best prospect in Indians system by **Baseball America** entering 2010 and ninth-best prospect in New York-Penn League following 2009.

COLLEGE CAREER

- ◆ Played two seasons at Arizona State University in 2008 and 2009...In 2009, he hit .384 (91/237) with 21 2B, 16HR & 71 RBI in 63 games (76 runs, 27 SB)...In 2009, he was a First Team All-America selection by **Baseball America**, **Collegiate Baseball**, **Rivals.com** and the **NCBWA**, was a semi-finalist for the Golden Spikes Award and was named Pac-10 Player of the Year...ASU advanced to the CWS in his junior season of 2009...In 2008, earned Pac-10 Newcomer of the Year honors...Was named First Team All-Pac-10, First Team All-West Region by the **ABCA**, Second Team All-America by the **ABCA** and a Third Team All-American by **Baseball America**...Redshirted in 2006 at the University of Kentucky and played at UK in 2007 before transferring...Played for Cotuit Kettleers of Cape Cod League in 2008 summer...Selected by San Diego Padres in 4th Round (135th Overall) in 2008 Major League Baseball Draft, but did not sign...Majored in BIS at Arizona State.

PERSONAL/MISCELLANEOUS

Full name **JASON MICHAEL KIPNIS**...Single...2005 graduate of Glenbrook North High School in Northbrook, Illinois...Earned three letters in baseball and two in football...Earned First Team All-State honors and was the Central Suburban League Most Valuable Player as a senior...Was an All-Conference wide receiver, setting school records for catches, yards and TDs in a season...Was the 2012 club Roberto Clemente Award Nominee for his work with youth baseball camps and his participation in the Baseball Tomorrow Fund/Equipment Drive...Five-time Tribe Fest participant...Was the club's 2013 recipient of the MLB Players Alumni Association (MLBPAA) Heart and Hustle Award...The esteemed award honors active players who demonstrate a passion for the game of baseball and best embody the values, spirit, and tradition of the game (only MLB award voted on by former players)... In 2014, Jason became a charter member of the Taylor Hooton Foundation's "Advisory Board" of active Major League players...The Hooton Foundation is widely acknowledged as the leader in the advocacy against the use of performance and appearance-enhancing drugs by the youth of America...Was instrumental in the support and funding of the 2016 Larry Doby Fund...Annual "shoe toss" after the conclusion of each season has become a fan-favorite and must-see event...Hosted military personnel after various points during the 2017 season as part of the club's "Joining Forces" Program in partnership with the Green Beret Foundation.

KIPNIS' FAVORITES

Favorite Movie: Avengers
Favorite Group/Artist: Justin Timberlake
Favorite Athlete Growing Up: Michael Jordan/Ken Griffey, Jr.
Favorite Team Growing Up: Chicago Bulls
Person Who Has Most Influenced You: Dad (Mark)
Favorite Road City: Chicago
Favorite Road Stadium: Fenway Park
Favorite TV Show: Game of Thrones

KIPNIS' CAREER GAME HIGHS

HITS: 5, two times, last May 11, 2016 vs. HOU; **RUNS:** 4, two times, last June 28, 2013 @CWS (Game 1); **DOUBLES:** 3, June 28, 2013 @CWS (Game 1); **HR:** 2, four times, last May 14, 2017 vs. MIN; **RBI:** 4, 10 times, last September 19, 2018 vs. CWS; **SB:** 3, August 26, 2012 vs. NYY; **BB:** 3, 10 times, August 9, 2018 vs. MIN; **HITTING STREAK:** 20 games, June 3-26, 2015; **GRAND SLAMS:** 2, last September 19, 2018 vs. CWS (Hamilton, walk-off); **LEAD-OFF HR:** 7, last May 14, 2017 vs. MIN (Santiago); **"WALK-OFF" HR:** 2, September 19, 2018 vs. CWS (Hamilton, grand slam); **INSIDE PARK HR:** July 3, 2013 @KC (Guthrie); **PINCH-HIT HR:** 1, September 1, 2018 @TB (Roe).



COREY KLUBER 28

Age: 32, born April 10, 1986 in Birmingham, AL

Resides: Winchester, MA Position: Pitcher

Bats: R Throws: R Height: 6-4 Weight: 215

ML Service: 6 + 074

Contract Status: Signed thru 2019 with club options for 2020 and 2021

Acquired: July 31, 2010; Acquired from the San Diego Padres in a 3-team trade sending RHP Jake Westbrook (from Cleveland) & LHP Nick Greenwood (from SD) to the St. Louis Cardinals; OF Ryan Ludwick from St. Louis to San Diego.



@CKluber
ckluber28

OPPONENTS

YEAR	CLUB	W-L	ERA	G	GS	CG	SHO	SV	IP	H	R	ER	HR	HB	BB	SO	WP	BK	AVG	SLG	OBP
2007	Eugene	1-1	3.51	10	7	0	0	0	33.1	28	16	13	1	2	15	33	0	0	.230	.328	.319
2008	Ft. Wayne	4-3	3.21	10	10	0	0	0	56.0	49	25	20	8	6	13	72	4	0	.229	.416	.291
	Lake Elsinore	2-5	6.01	19	16	0	0	0	85.1	93	62	57	9	2	34	75	5	0	.280	.455	.347
2009	Lake Elsinore	7-9	4.54	19	19	0	0	0	109.0	110	65	55	9	6	36	124	8	0	.261	.420	.328
	San Antonio	2-4	4.60	9	9	0	0	0	45.0	45	25	23	5	2	34	35	1	1	.266	.402	.389
2010	San Antonio	6-6	3.45	22	21	0	0	0	122.2	121	59	47	7	9	40	136	5	0	.259	.360	.327
	Akron	2-2	3.76	5	5	0	0	0	26.1	38	12	11	0	2	10	21	1	0	.345	.427	.407
	Columbus	1-1	3.27	2	2	0	0	0	11.0	10	4	4	1	2	6	8	0	0	.263	.421	.391
2011	Columbus	7-11	5.56	27	27	0	0	0	150.2	153	101	93	19	8	70	143	12	0	.263	.423	.349
	CLEVELAND	0-0	8.31	3	0	0	0	0	4.1	6	4	4	0	2	3	5	1	0	.300	.300	.440
2012	Columbus	11-7	3.59	21	21	1	0	0	125.1	121	62	50	9	5	49	128	6	0	.251	.365	.325
	CLEVELAND	2-5	5.14	12	12	0	0	0	63.0	76	44	36	9	4	18	54	2	0	.295	.484	.350
2013	Columbus	1-1	6.57	2	2	0	0	0	12.1	14	9	9	2	0	3	12	0	0	.286	.531	.327
	CLEVELAND	11-5	3.85	26	24	0	0	0	147.1	153	67	63	15	5	33	136	1	0	.271	.413	.316
2014	CLEVELAND	#18-9	2.44	34	#34	3	1	0	235.2	207	72	64	14	6	51	269	3	0	.233	.345	.279
2015	CLEVELAND	9-16*	3.49	32	32	#4	0	0	222.0	189	92	86	22	11	45	245	6	1	.231	.371	.279
2016	CLEVELAND	18-9	3.14	32	32	3	*2	0	215.0	170	82	75	22	7	57	227	5	1	.216	.357	.274
2017	CLEVELAND	#18-4	*2.25	29	29	#5	#3	0	203.2	141	56	51	21	5	36	265	4	0	*.193	*.321	*.235
	Akron	1-0	0.00	1	1	0	0	0	5.0	1	0	0	0	0	0	1	0	0	.067	.067	.067
2018	CLEVELAND	20-7	2.89	33	33	#2	#1	0	*215.0	179	75	69	25	3	34	222	2	0	.223	.367	.257
Minor Lge. Totals		45-50	4.40	147	140	1	0	0	782.0	783	440	382	70	44	310	788	42	1	.261	.402	.337
CLEVELAND TOTALS		96-55	3.09	201	196	17	7	0	1306.0	1121	492	448	128	43	277	1423	24	2	.230	.366	.277
American League		96-55	3.09	201	196	17	7	0	1306.0	1121	492	448	128	43	277	1423	24	2	.230	.366	.277
National League		--	--	--	--	--	--	--	--	--	--	--	--	--	--	--	--	--	--	--	--
M.L. TOTALS		96-55	3.09	201	196	17	7	0	1306.0	1121	492	448	128	43	277	1423	24	2	.230	.366	.277

#Tied for American League lead *Led American League

CAREER TRANSACTIONS

- 2007 Selected by the San Diego Padres in the 4th round (134th overall) of the June draft. Signed on 7/17.
- 2010 Acquired by the Cleveland Indians from San Diego in a three team deal that sent Jake Westbrook to St. Louis, 7/31.
- 2013 DL - right long finger sprain, 8/6-9/6.
- 2017 DL - lower back strain, 5/3-31...rehab AA Akron, 5/26.

ALL-STAR GAME PITCHING RECORD

YEAR	CLUB	W-L	ERA	G	GS	CG	SHO	SV	IP	H	R	ER	HR	HB	BB	SO	WP	BK
2016	Cleveland (at SD)	1-0	0.00	1	0	0	0	0	1.0	0	0	0	0	0	0	1	0	0
2017	Cleveland (at MIA)																	
2018	Cleveland (at WSH)																	

POSTSEASON PITCHING RECORD

YEAR	CLUB	W-L	ERA	G	GS	CG	SHO	SV	IP	H	R	ER	HR	HB	BB	SO	WP	BK
2016	CLE (ALDS vBOS)	1-0	0.00	1	1	0	0	0	7.0	3	0	0	0	1	3	7	0	0
	CLE (ALCS vTOR)	1-1	1.59	2	2	0	0	0	11.1	10	2	2	1	0	4	13	0	0
	CLE (WS vCHI)	2-0	2.81	3	3	0	0	0	16.0	15	5	5	2	2	1	15	0	0
2017	CLE (ALDS vNYY)	0-1	12.79	2	2	0	0	0	6.1	10	9	9	4	0	3	10	0	0
2018	CLE (ALDS vHOU)	0-1	7.71	1	1	0	0	0	4.2	6	4	4	3	2	2	2	0	0
TOTALS		4-3	3.97	9	9	0	0	0	45.1	44	20	20	10	5	13	47	0	0

FIELDING BY POSITION

PCT	G	PO	2018				DP	PCT	G	PO	CAREER			
			A	E	TC	DP					A	E	TC	DP
1.000	33	19	13	0	32	0	Pitcher	.986	201	104	111	3	218	7

PITCHERS HITTING

AVG	AB	2018			RBI	AVG	AB	CAREER		
		H	HR	RBI				H	HR	RBI
.000	6	0	0	0	.120	25	3	0	0	

2018 SEASON HIGHLIGHTS

- ◆ Authored another Cy Young-caliber campaign, becoming the club's first 20-game winner since Cliff Lee (2008), the first by an Indians RHP since Gaylord Perry in 1974...Has now finished in the top-three in A.L. Cy Young voting four times in the last five years (finished ninth in 2015)...Selected to his third straight All-Star Game in July... After earning his 20th win on Sept. 24 at Chicago-AL, Corey became the sixth pitcher in Indians franchise history (11th time) with 20+ wins, 200+ strikeouts and 200.0+ innings, the first since Perry in 1974... He is the only pitcher in Indians franchise history with 200+ strikeouts and 200+ innings pitched in five consecutive seasons, matching Bob Feller (1938-46) for second-most 200K campaigns in club history, behind Sam McDowell (6, 1965-70)...He and McDowell (6) are the only to do so in five consecutive seasons...He is now the club's all-time leader in winning pct. (.636), SO per 9.0IP (9.3) and ranks third in career strikeouts (1423) in the 118-year history of the club (min. 1000IP).
- ◆ Kluber has won 18-or-more games each of the last three seasons (2016-), marking the first Indians pitcher with 18-or-more wins in three straight seasons since Perry (1972-74)...He owns the longest current run of 18-win seasons and is just the fourth MLB pitcher since 2000 to do so, alongside Randy Johnson (2000-02), CC Sabathia (2009-11) and Justin Verlander (2009-11)...He is the first Indians pitcher to lead the A.L. in innings since Sabathia in 2007 and the first Indians RHP since Early Wynn in 1954.
- ◆ Among MLB pitchers he ranked second in wins (20), third in IP (215.0), recorded the fifth-lowest on-base pct. against (.257) and the ninth-most strikeouts (222)... He tossed 7.0-or-more innings in 20 starts, the second-most among MLB starting pitchers (NYM's Jacob deGrom - 21)...His 25 quality starts were second in the A.L. (Verlander - 26) and tied for fourth in MLB...Kluber dominated the A.L. Central, owning an 11-2 record and 2.43 ERA (27ER/100.0IP) in 16 starts, the third-lowest ERA vs. the division (min. 60.0IP).
- ◆ Walked 34 batters in his 33 starts, tied with Seattle's Mike Leake for the third-fewest walks allowed among qualified starting pitchers, behind St. Louis' Miles Mikolas (29) and Seattle's Marco Gonzales (32)...His 1.42 walks per 9.0 innings was the lowest rate in the American League and second-lowest in MLB... Had his career-long walkless innings streak snapped at 46.1 innings on June 15 vs. Minnesota...Streak marked the longest such run by a Tribe pitcher since Paul Byrd's (48IP) in 2007... Start also snapped a quality start streak of 14, the longest streak of quality starts to begin a season by a Tribe starting pitcher since Hall-of-Famer Stan Coveleski began the 1918 campaign with a string of 16 consecutive quality starts.
- ◆ Kluber recorded his 1400th career strikeout in the 5th inning of his Sept. 18 start vs. Chicago-AL...Coming in his 199th career game, became the second pitcher in MLB history to reach 1400 strikeouts within his first 200 career games, after Randy Johnson (196G; **STATS LLC**)... Recorded seven double-digit strikeout games on the year and now owns 46 for his career, third-most in club history.
- ◆ Kluber did not start from July 13-22, receiving an injection in his right knee following his July 12 start vs. New York-AL and did not pitch in the Mid-Summer Classic...Tossed his 16th career complete game in his first start of the year on March 29 at Seattle, the first Opening Day complete-game by a Cleveland pitcher since Jake Westbrook on April 4, 2005 at CWS, and the first such complete game in MLB since Clayton Kershaw threw a shutout on April 1, 2013 vs. San Francisco...The 91 pitches in the game marked the second-lowest complete-game pitch count of his career... Tossed his seventh career shutout (T11th among active MLB pitchers) on Aug. 4 vs. the LA Angels (9.0IP, 3H, 0R, 1BB, 7SO, 98P).

CTRIBE TIDBITS

Corey and his wife, Amanda, have hosted children from the Cleveland Clinic Children's Hospital over each of the last four seasons as part of Kluber's Kids program. Each guest gets a jersey, six (6) club seats and the chance to meet and interact with Corey and Amanda on the field during batting practice. Following each experience, Corey mailed a framed photo and handwritten note to the child.

In addition, Corey partnered with the VA Medical Center to host a total of 32 veterans in 2018.

In Sept. 2018, Corey donated 200 tickets to the Cleveland Clinic as part of Childhood Cancer Awareness month and donated a Cleveland Browns suite to the staff of Velosano, the Clinic's fundraising arm for cancer research.

Corey also joined forces with Amanda to launch the Kluber Family Foundation, which hosted its inaugural event, "Curveball for A Cause," in Sept. 2018 to raise money to support children battling cancer.

CAREER SNAPSHOT

CY YOUNG (2)

2014: Cleveland (A.L.)
2015: Cleveland (A.L.) 9th place
2016: Cleveland (A.L.) 3rd place
2017: Cleveland (A.L.)
2018: Cleveland (A.L.) 3rd place

MLB A.L.L.-STAR (3)

2016: Cleveland (A.L.)
2017: Cleveland (A.L.)
2018: Cleveland (A.L.)

BEST PITCHER - MLB.COM AWARDS

2017: Cleveland (A.L.)

MLB PLAYERS CHOICE A.L. OUTSTANDING PITCHER

2017: Cleveland (A.L.)

SPORTING NEWS A.L. ALL STAR TEAM

2016: Cleveland (A.L. Pitcher of the Year)

PITCHER OF THE MONTH (5)

Sept. 2014: Cleveland (A.L.)
Aug. 2016: Cleveland (A.L.)
June 2017: Cleveland (A.L.)
Aug. 2017: Cleveland (A.L.)
Sept. 2017: Cleveland (A.L.)

PLAYER OF THE WEEK (4)

6/17/2013: Cleveland (A.L.)
9/22/2014: Cleveland (A.L.)
6/25/2017: Cleveland (A.L.)
9/17/2017: Cleveland (A.L.)

MULTIPLE CY YOUNG AWARDS 1956-2017

Roger Clemens (7)	Randy Johnson (5)
Steve Carlton (4)	Greg Maddux (4)
Clayton Kershaw (3)	Sandy Koufax (3)
Pedro Martinez (3)	Jim Palmer (3)
Tom Seaver (3)	Max Scherzer (3)
Bob Gibson (2)	Tom Glavine (2)
Roy Halladay (2)	Tim Lincecum (2)
Denny McLain (2)	Gaylord Perry (2)
Bret Saberhagen (2)	Johan Santana (2)
Corey Kluber (2)	19 overall

- ◆ Went 4-0 with a 2.80 ERA over his last six starts from August 31-Sept. 29 (35.1IP, 28H, 11ER, 50SO, .211avg)...Batters hit .217 (60-for-276) off him with men on base (13th-lowest in A.L.) and .268 (34-for-127) with RISP... Allowed an OBP of just .214 (448 PAs) when going through the lineup the third time in a game since the start of 2017 -- best among qualified SPs in MLB (*Inside Edge*)... His ERA of 2.58 (418.1 IP) since the start of 2017 is tied for fourth-lowest in MLB (min. 300.0IP)... Allowed an OBP of just .232 (839 PAs) vs right-handed batters since the start of 2017 (second-lowest in MLB)... Walked 13 of 431 right-handed batters in 2018... Among A.L. second-half pitchers ranked tied for second in wins (8), third in IP (81.1), fourth in SO (90) and ninth in ERA (3.10, min. 60.0IP).

2017 SEASON HIGHLIGHTS

- ◆ Authored one of the most prolific pitching campaigns in club history, posting the lowest ERA (2.25 ERA) in Major League Baseball... Became first Indians pitcher since Mike Garcia (2.36) in 1949 to lead MLB in ERA... In addition to leading the league in ERA, also shared or led the American League in wins, shutouts, complete games, strikeout-to-walk ratio (7.36) and posted the lowest ERA+ (202), WHIP (.869), hits per 9.0IP (6.2), walks per 9 IP (1.6), batting average/on-base pct/slugging pct against (.193/.321/.235)... Is the first pitcher in club history with multiple A.L. Cy Young Awards (2014/2017); the 19th winner of multiple Cy Youngs since 1956... Recorded 15 double-digit strikeout games, tied for second in all of MLB (Chris Sale-18) and the second highest single-season total in club history... His 265 strikeouts were the seventh-highest total in club history.
- ◆ Kluber went a perfect 5-0 in six September starts to earn his third A.L. Pitcher of the Month award in 2017 (first pitcher to accomplish the feat since Dallas Keuchel of Houston in his Cy Young Award-winning 2015 season), posting a 0.84 ERA (43.0IP, 31H, 4ER, 3BB, 50SO), the first Indians pitcher since 1969 (Sam McDowell) to post 5 wins, 50 strikeouts and an ERA below 1.50 in a calendar month (Carrasco also did it in Sept.)... Also won A.L. Pitcher of the Month in June (4-0, 1.26 ERA) and August (5-1, 1.96 ERA)... Also named A.L. Player of the Week twice... Kluber struck out an MLB-best 64 batters in June and recorded double-digit strikeouts five times... First Indians pitcher w/four straight seasons of at least 200.0 IP since Charles Nagy, 1996-99... Third pitcher in club history (McDowell/Feller) with four straight 200-strikeout seasons (or overall for that matter).
- ◆ Season got off to an uneven start, going 3-2 with a 5.06 ERA thru his first six starts (37.1IP, 38H, 21ER, 13BB, 41SO) while nursing lower back soreness... Was insanely good after his activation from the D.L. on June 1, going 15-2 with a 1.62 ERA over his last 23 starts (166.1IP, 103H, 30ER, 23BB, 224SO, .175 avg) to lower ERA from 5.06 to 2.25... Kluber's 1.81 ERA at home was the lowest home mark by an Indians pitcher (min. 80.0IP) since Gaylord Perry posted a 1.77 home ERA in 1972... Named to the American League All-Star team for the second time in his career (also 2016)... Became the first Tribe right-handed starting pitcher to earn consecutive All-Star nods since Early Wynn did so in three straight years from 1955-57.
- ◆ Tossed three shutouts (3-hitter April 21 at CWS & June 19 at BAL; 5-hitter Sept. 12 vs. DET)... Recorded his 1,000th career strikeout on June 14 at Progressive Field against Los Angeles-NL... Marked Kluber's 148th career appearance, making him the fastest pitcher in Indians history to reach the 1,000 strikeout mark... Became just the seventh pitcher in MLB history to record 1,000 strikeouts by their 150th career appearance.
- ◆ Struck out 10-plus batters in five consecutive starts from June 14 through July 4, which set a new franchise record, surpassing Bob Feller's previous record of four such starts from the end of 1938 through the start of 1939... Tied his own record by posting another five straight double-digit strikeout games, July 15-August 8... Worked a pair of back-to-back complete games on August 3 vs. New York-AL and August 8 vs. Colorado... Struck out 10+ batters in both games, becoming the first Indians pitcher to throw back-to-back complete games with 10-or-more strikeouts since John Farrell did so on August 11 & 17, 1989... Recorded eight-or-more strikeouts in 14 consecutive starts from June 1 through August 13, becoming one of just three pitchers in MLB history to record a streak of 14-or-more starts with eight-plus strikeouts, joining Randy Johnson (3x) and Pedro Martinez (2x)... It marked the third-longest single-season streak in MLB history.
- ◆ Became the fastest pitcher in Indians history to reach 200 strikeouts, needing just 147.0 IP... The previous fastest mark belonged to Sam McDowell, who reached 200 strikeouts in 1965 after 161.1 innings... Also became the third pitcher in club history to post multiple 250-strikeout campaigns (also 2014), joining McDowell (1965, 68-70) and Feller (1940-41, 46)... OPS of .556 allowed was second-lowest in MLB... Batters hit .148 (47/317) when behind in count... His .869 WHIP and 202 adjusted ERA+ were second-lowest marks in club history next to Addie Joss' historic 1908 season (.806, 204)... His 6.23 hits/9IP allowed was the eighth-lowest single-season mark in club history, the lowest since Tiant (5.295) & McDowell (6.056) in 1968... His 1.79 ERA in the second half was the lowest in the Major Leagues (min 80 IP)... Since 1913 using those same standards, he owns two of the six lowest second half ERAs in club history... Had a rough ALDS, going 0-1 w/a 12.79 ERA in two starts (6.1IP, 10H, 9R/ER, 3BB, 10SO)... His 2.2IP in Game 2 vs. NYY was his shortest start of 2017 and his six runs equaled a season-high (done once).

CAREER LEAGUE LEADERS

WAR for Pitchers

2014 A.L.	8.3 (1st)
2015 A.L.	4.4 (5th)
2016 A.L.	5.8 (2nd)
2017 A.L.	8.2 (1st)
2018 A.L.	5.9 (4th)

Earned Run Average

2014 A.L.	2.44 (3rd)
2016 A.L.	3.14 (4th)
2017 A.L.	2.25 (1st)
2018 A.L.	2.89 (5th)
Active	3.09 (4th)

Wins

2014 A.L.	18 (1st)
2016 A.L.	18 (3rd)
2017 A.L.	18 (T1st)
2018 A.L.	20 (2nd)

Win-Loss %

2013 A.L.	.688 (8th)
2014 A.L.	.667 (9th)
2016 A.L.	.667 (8th)
2017 A.L.	.818 (1st)
2018 A.L.	.741 (5th)
Active	.636 (6th)

Walks & Hits per IP

2014 A.L.	1.095 (6th)
2015 A.L.	1.054 (3rd)
2016 A.L.	1.056 (4th)
2017 A.L.	0.869 (1st)
2018 A.L.	0.991 (3rd)
Active	1.070 (3rd)

Hits per 9 IP

2014 A.L.	7.905 (7th)
2015 A.L.	7.662 (7th)
2016 A.L.	7.116 (3rd)
2017 A.L.	6.231 (1st)
2018 A.L.	7.493 (8th)
Active	7.725 (7th)

Bases On Balls per 9 IP

2014 A.L.	1.948 (9th)
2015 A.L.	1.824 (3rd)
2017 A.L.	1.591 (1st)
2018 A.L.	1.423 (1st)
Active	1.909 (1st)

Strikeouts per 9 IP

2014 A.L.	10.273 (3rd)
2015 A.L.	9.932 (4th)
2016 A.L.	9.502 (4th)
2017 A.L.	11.710 (2nd)
Active	9.806 (4th)

Innings Pitched

2014 A.L.	235.7 (3rd)
2015 A.L.	222.0 (2nd)
2016 A.L.	215.0 (5th)
2017 A.L.	203.7 (4th)
2018 A.L.	215.0 (1st)

Strikeouts

2014 A.L.	269 (2nd)
2015 A.L.	245 (3rd)
2016 A.L.	227 (5th)
2017 A.L.	265 (2nd)
2018 A.L.	222 (5th)

Strikeouts / Base On Balls

2014 A.L.	5.275 (6th)
2015 A.L.	5.444 (2nd)
2016 A.L.	3.983 (8th)
2017 A.L.	7.361 (1st)
2018 A.L.	6.529 (2nd)
Active	5.137 (2nd)

FIP

2014 A.L.	2.35 (1st)
2015 A.L.	2.97 (6th)
2016 A.L.	3.26 (1st)
2017 A.L.	2.50 (2nd)
2018 A.L.	3.12 (7th)
Active	2.96 (4th)

Adjusted ERA+

2014 A.L.	160 (3rd)
2015 A.L.	123 (8th)
2016 A.L.	144 (1st)
2017 A.L.	202 (1st)
2018 A.L.	151 (4th)
Active	137 (3rd)

2016 SEASON HIGHLIGHTS

- ◆ Finished among Major League pitching leaders in wins (18, T5th), innings pitched (215.0, 8th) and strikeouts (227, 8th)...Really hit his stride in early July, going 10-1 with a 2.41 ERA over his final 15 starts (101.0IP, 78H, 27ER, 30BB, 113SO, .213avg) from 8/8 thru the end of the season and won a career-best seven straight decisions from 7/8-8/21 (10GS, all quality).
- ◆ Allowed just one earned run on two hits with 10 strikeouts over 8.0 innings of work on April 23 at Detroit (third time career, 10K, 0BB)...Joined Pedro Martinez and Randy Johnson as the only players in Major League history with three starts of 10-or-more strikeouts, no walks & two hits or fewer.
- ◆ Was named to the American League All-Star Team by KC Manager Ned Yost, making his first career appearance at the 2016 All-Star Game in San Diego on July 12...Earned the win in the A.L.'s 4-2 victory after working a perfect second-inning with one strikeout...Joined Bartolo Colón (1998), Bob Feller (1946) and Mel Harder (1934) as Cleveland All-Star game victors.
- ◆ Kluber further added to his exemplary 2016 in October, going 4-1 with a 1.83 ERA in six Postseason starts (34.1IP, 28H, 7ER, 8BB, 35SO), throwing on three-days rest four times, including all three World Series starts...Threw six shutout innings in the Indians' Game 1 World Series win, lowering his then Postseason ERA to 0.74, the only other pitchers in MLB history to have at least three wins and an ERA that low in his first four career Postseason starts were Christy Mathewson for the Giants in the 1905 and 1911 World Series (4-0, 0.25 ERA) and Cliff Lee in 2009 for the Phillies (3-0, 0.54 ERA)...In that Game 1 World Series start, became the first player to strike out at least eight batters in the first three innings of a Postseason game (over 1500 Postseason games have been played).

2015 SEASON HIGHLIGHTS

- ◆ Despite his 9-16 record, Kluber followed up his 2014 A.L. Cy Young Award campaign with another impressive season...The Indians scored just 82 runs in support of Kluber (3.32 RSA) and plated two-or-fewer runs in 21 of his 32 starts...Twice carried no-hit bids into the 7th inning, as St. Louis' Jhonny Peralta (5/13) and Minnesota's Joe Mauer (8/9) each tallied two-out singles to break them up.
- ◆ Was the first Cleveland hurler to log 132.0+ innings of work and post a 3.50 ERA or lower before the All-Star break since Charles Nagy in 1992 (138.2IP, 2.40 ERA)...The 154 K's are the seventh-most by any Indians hurler at the All-Star break, most since Sam McDowell tallied 183 K's before the break in 1970...Worked consecutive complete games against the Twins on Aug. 9 and Aug. 14...Became the first Indians pitcher to toss CGs in consecutive starts since Roberto Hernández in Sept. 2010...First Indians pitcher since Gaylord Perry in 1974 (May 19-23) to toss consecutive complete games while allowing three-or-fewer hits.
- ◆ Did not earn his first win until May 13 against St. Louis, striking out a career-high 18 batters in 8.0 scoreless innings (1H, 0BB)...Became one of five different pitchers in Major League history to strike out 18-or-more batters without allowing a walk, joining Luis Tiant (1X), Roger Clemens (3x), Randy Johnson (2x) and Kerry Wood (1x)...First Indians pitcher since Luis Tiant did so on July 3, 1968 against MIN (19SO, 0BB, 10.0IP)...According to *Elias*, only one other pitcher in MLB history has recorded 18+ K's in an outing of no more than 8.0 innings: Seattle's Randy Johnson on Sept. 27, 1992 at Texas (8.0IP, 6H, 2R-ER, 4BB, 18SO)...The 18 K's matched the franchise record for a 9.0-inning game, originally set by Bob Feller in Game 1 of a DH on Oct. 2, 1938 vs. DET...Were the most by any MLB pitcher in a game since Milwaukee's Ben Sheets struck out 18 on May 16, 2004 against ATL and the most in an A.L. game since Toronto's Roger Clemens struck out 18 on Aug. 25, 1998 against KC.
- ◆ Became the second-fastest Tribe pitcher to reach 500 K's in franchise history behind Herb Score (68 games) and 5th-fastest among active pitchers (**STATS**)...In four starts from May 13-28, he registered 50 strikeouts...According to *Elias*, Kluber is the first pitcher in Indians history with 50 K's over a four-start span that occurred in the same season (May 13-28)...First MLB pitcher to pull the trick since Arizona's Randy Johnson in 2004 (54 K's, Aug. 15-31).

ACTIVE MAJOR LEAGUE ERA LEADERS, min. 1000.0IP

Player	ERA	IP/ER
1. Clayton Kershaw	2.39	2096.1/557
2. Chris Sale	2.89	1482.1/476
3. Madison Bumgarner	3.03	1638.1/552
4. Corey Kluber	3.09	1306.0/448
5. Stephen Strasburg	3.14	1229.2/429

MLB LEADERS, 2014-18 MLB brWAR, PITCHERS

1. Max Scherzer	34.8
2. Corey Kluber (CLE)	32.5
3. Clayton Kershaw (LA)	29.1
4. Chris Sale	27.4
5. Zack Greinke	26.0
6. Jacob deGrom	25.7

INNINGS PITCHED

Player	IP
1. Max Scherzer	1098.2
2. Corey Kluber	1091.1
3. Rick Porcello	994.1
4. Zack Greinke	993.2
5. Jon Lester	989.2

STRIKEOUTS

1. Max Scherzer	1380
2. Chris Sale	1260
3. Corey Kluber	1228
4. Chris Archer	1069
Clayton Kershaw	1069

DOUBLE-DIGIT STRIKEOUT GAMES

Player	Starts
1. Max Scherzer	64
2. Chris Sale	54
3. Corey Kluber	44
4. Clayton Kershaw	37
5. Jacob deGrom	32

INDIANS HISTORY

MOST STARTS, SINGLE-SEASON 8 or more STRIKEOUTS

Player (Year)	GS/8K
1. Sam McDowell (1965)	24
2. Sam McDowell (1970)	23
3. Corey Kluber (2017)	22
4. Bob Feller (1946)	21
Corey Kluber (2014)	21

MOST STARTS, SINGLE-SEASON 10 or more STRIKEOUTS

Player (Year)	GS/10K
1. Sam McDowell (1965)	17
2. Corey Kluber (2017)	15
2. Sam McDowell (1968)	13
3. Bob Feller (1946)	12
4. Herb Score (1956)	11
Corey Kluber (2014)	11

MOST 10+ STRIKEOUT CAREER GAMES

Player	G/10K
1. Sam McDowell	74
2. Bob Feller	51
3. Corey Kluber	46
4. Herb Score	26
5. Luis Tiant	24
6. Carlos Carrasco	22

1950-2018, CAREER ERA

1. Gaylord Perry	2.71
2. Luis Tiant	2.84
3. Sam McDowell	2.99
4. Corey Kluber	3.09
5. Early Wynn	3.17

min 1000 career innings w/CLE

2014 SEASON HIGHLIGHTS

- ◆ First full season in the Major Leagues, becoming the fourth winner of the American League Cy Young Award in club history...Also won "Man of the Year" award given annually by Cleveland BBWAA chapter...Owned the highest Wins Above Replacement ("WAR") figure of any pitcher in the American League according to **FanGraphs** (7.3), **ESPN** Stats & Info (7.41), **Baseball-Reference** (7.4) and **BaseballProspectus** (6.09) and finished off with a flourish, winning his last five starts from Sept. 6-26, going 5-0 with a 1.12 ERA (40.1IP, 32H, 6R/5ER, 5BB, 54K), earning his first A.L. Pitcher of the Month award...According to **Elias** he became just the 4th pitcher in baseball's Modern Era (since 1900) to win each of his final 5 starts in a season while recording 50+ K's in that span, joining Herb Score (CLE, 1956), Nolan Ryan (1973, CAL) and Randy Johnson (1998, HOU).
- ◆ Fanned 14 in consecutive starts on 9/16 at Houston and 9/21 at Minnesota to equal new single-game career-bests as he became just the 9th pitcher in MLB history (other Indian Sam McDowell twice in 1968) to post consecutive 14 strikeout games (last coming in 2004/Randy Johnson w/Arizona)...Won 2nd A.L. Player of Week award and fanned 39 batters over his last 3 starts (14/14/11), becoming first Indian since McDowell in 1968 and first Major Leaguer since Johnson in 2004 to amass those figures...His last start of 9/26 vs. Tampa Bay (8.0IP, 5H, 0R, 2BB, 11SO) marked his MLB-best 10th start of the year of 7.0+ innings, 2-or-fewer earned runs and 10+ SO (only other pitcher in the Majors with more than 5 such outings was LA LHP Clayton Kershaw with 6).
- ◆ Corey went a perfect 4-0 with a 2.09 ERA (10 ER/43.0IP) in 6 May starts, notching a Major League-best 60 strikeouts over that span...Were the most strikeouts by an Indians pitcher in a calendar month since Dennis Eckersley in Sept/Oct 1976 (60)... Dating back to 1914, Corey became the 5th different Indians pitcher to strike out at least 60 batters in a single month (McDowell 8x, Feller, 8x, Score, Eckersley 1 each)...Also posted seven 10SO/one-or-fewer walk performances in 2014, most by a Tribe pitcher over the past 100 seasons - previous mark of 4 was set by Eckersley in 1976...David Price (10) was the only other pitchers in MLB to accomplish this feat in 2014...Notched six 8+ strikeouts/0 walk games this season - most in club history...Had 13 starts of 8SO/1-or-fewer walks which set a new club record (previous CC Sabathia 10 in 2007 Cy Young season).
- ◆ Posted his first career complete game on April 24 vs. Kansas City (9.0IP, 4H, 1R/0ER, 0BB, 11SO), the first 0BB/11K CG by a Tribe hurler since Tom Candiotti (10/1/86) and the first 0BB/11K CG/0 ER complete game since Len Barker's 1981 perfect game...His 7/30 shutout vs. Seattle (9.0IP, 3H, 0R, 0BB, 8K, 28 BF, 85 pitches) was the first of his career...Coupled with previous July 24 start at KC (took perfect game into 20th hitter, ND, 9.0IP, 2H, 1R/0ER, 0BB, 10K, 28 BP), he became the first pitcher to toss 9.0IP and face no more than one batter over the minimum in consecutive starts since Jim Scott of the 1914 White Sox (6.1 perfect IP on 7/24@KC deepest into game by an Indian since Barker perfect game; first Tribe hurler w/ND after 9.0+ IP, 10+ SO & 0 BB since Pedro Ramos on 9/17/1963 vNYY)...According to **Baseball-Reference**, prior to Kluber's July 24 performance only 2 pitchers over the past 100 seasons have taken a no-decision after working 9.0 + IP and 10+K's while allowing no more than 2 baserunners...The 85-pitch July 30 shutout is lowest on record (1988) for any Indians pitcher and just the third in MLB since 2009 (Aaron Cook 2012, Jeff Karstens 2011).
- ◆ Set a new Indians record when he fanned 7 consecutive batters during a 13-strikeout performance on May 4 vs. Chicago-AL...After striking out 11 batters in his previous home start (April 24 CG vs. KC), Kluber became the first Tribe pitcher to strike out 11 or more batters in consecutive home starts since Dennis Eckersley on August 13 & 23, 1976.

PRO CAREER

- ◆ **2013** Did not post a losing decision over his final 12 starts, winning a then career-best five straight decisions to end the season...Kluber was on the 15-day D.L. from 8/6-9/6 w/a R long finger sprain...Was activated from the 15-day D.L. on 9/7 and earned the win in 4 of his 5 starts after his activation...Did not lose a decision after loss at Baltimore on 6/27 (14GS).

AMERICAN LEAGUE 2018 CY YOUNG VOTING

Pitcher (Team)	1st	2nd	3rd	PTS
1. Blake Snell (TB)	17	11	2	169
2. Justin Verlander (HOU)	13	13	3	154
3. Corey Kluber (CLE)	-	4	12	71
4. Chris Sale (BOS)	-	2	8	59
5. Gerrit Cole (HOU)	-	-	3	26
6. Trevor Bauer (CLE)	-	-	1	13

2017 A.L. CY YOUNG VOTING

Pitcher (Team)	1st	2nd	3rd	PTS
1. Corey Kluber (CLE)	28	2	-	204
2. Chris Sale (BOS)	2	28	-	126
3. Luis Severino (NYY)	-	-	20	73
4. Carlos Carrasco (CLE)	-	-	1	43

2016 A.L. CY YOUNG VOTING

Pitcher (Team)	1st	2nd	3rd	PTS
1. Rick Porcello (BOS)	8	18	2	137
2. Justin Verlander (DET)	14	2	5	132
3. Corey Kluber (CLE)	3	6	12	98

2014 A.L. CY YOUNG VOTING

Pitcher (Team)	1st	2nd	3rd	PTS
1. Corey Kluber (CLE)	17	11	2	169
2. Felix Hernandez (SEA)	13	17	0	159
3. Chris Sale (CWS)	0	2	19	78

2018 AMERICAN LEAGUE QUALITY START LEADERS

1. Justin Verlander (HOU)	26
2. Corey Kluber (CLE)	25
3. Mike Clevinger (CLE)	21
4. Dallas Keuchel (HOU)	20
Trevor Bauer (CLE)	20
Gerrit Cole (HOU)	20

MOST CAREER STARTS 10-or-more SO; 1BB-or-fewer

1. Randy Johnson	79
2. Curt Schilling	60
3. Pedro Martinez	59
4. Roger Clemens	52
5. Max Scherzer	50
6. Chris Sale	43
7. Clayton Kershaw	42
8. Justin Verlander	33
Corey Kluber	33

INDIANS HISTORY

STRIKEOUTS, SINGLE-SEASON

Player (Year)	SO
1. Bob Feller (1946)	348
2. Sam McDowell (1965)	325
3. Sam McDowell (1970)	304
4. Sam McDowell (1968)	283
5. Sam McDowell (1969)	279
6. Corey Kluber (2014)	269
7. Corey Kluber (2017)	265

INDIANS HISTORY

SO per 9.0 IP, SINGLE-SEASON

Player (Year)	SO
1. Danny Salazar (2017)	12.670
2. Corey Kluber (2017)	11.710
3. Trevor Bauer (2018)	11.344
4. Carlos Carrasco (2018)	10.828
5. Sam McDowell (1965)	10.714
6. Carlos Carrasco (2015)	10.584
7. Danny Salazar (2016)	10.551

◆ **2012** Split the season between AAA Columbus and Cleveland, spending the last two months of the season in the Indians rotation and finished 2nd on the staff with 7.7SO/9.0IP...At the time of his 8/2 (Derek Lowe DFA) recall he was leading the International League in strikeouts (128, 9.2K/9.0IP), was T1st in wins (11) and 5th in innings pitched (125.1)... Made his first Major League start on 8/2 at Kansas City (4.1IP, 9H, 6R/ER)...Went at least 5.0IP in 9 of his 12 starts with the Tribe (including 8 of the last 9GS)...Picked up his first Major League win on 9/3 at Detroit... Underwent R knee meniscectomy on 11/30 at the Cleveland Clinic. (Dr. Parker)...Named 12th best prospect in the IL by **BA**.

◆ **2011** Finished the regular season tied for 3rd in the Int'l League in strikeouts with 143...Led all Indians minor leaguers in SO and was 3rd in IP...He made his MLB debut on 9/1 vOAK (1.1IP, 2H, 0R, BB, 2K).

◆ **2010** Kluber was acquired from San Diego Padres on 7/31 as part of 3-team trade between the Padres and STL; spent the rest of the season between Columbus & Akron...His 165 combined SO on the AA season ranked tied for 8th among all MiLB...At the time of the 7/31 trade, he was with AA San Antonio and was leading the Texas League in SO (136), SO per 9.0IP (9.98K/9.0IP) and was 2nd in IP (122.2IP)...Added to 40-man roster on 11/19.

◆ **2009** Was T7th in strikeouts among all of MiLB w/159...Struck out 14 on 6/17.

PERSONAL/MISCELLANEOUS

Full name **COREY SCOTT KLUBER**...Married, Amanda...Daughters, Kendall & Kennedy; one son, Camden...Played three years at Stetson (FL) where during his junior season in 2007 he was 12-2 w/a 2.05 ERA in 17 starts (114IP, 117K) and was named to the **ABCA** All-Atlantic Region Second Team, Atlantic Sun Conference Pitcher of the Year and third team all-America and led the Hatters to the NCAA Tallahassee Regional...The right-handed pitcher was named to the first ever **All Ping!** Second Team by www.pingbaseball.com...Graduated from Coppell High School (TX) in 2004 where he was a two-time all-district performer...Was named pre-season All-State and to the **Perfect Game** Top 100 in 2004...2013-17 Tribe Fest participant...Through Kluber's Kids - Corey and Amanda host families and children from the Cleveland Clinic's children hospital for over a dozen home games...This includes viewing batting practice on the field, game tickets in the Club Lounge and Indians gear...Corey and Amanda are also active with the Veteran's Association and Hospital (Corey was the club's Bob Feller Act of Valor nominee in 2017...Was instrumental in the support and funding of the 2016 Larry Doby Fund.

KLUBER'S FAVORITES

Favorite Movie: Tin Cup
Favorite Group/Artist: Eric Church
Favorite Athlete Growing Up: Michael Jordan
Person Who Most Influenced: Wife, Amanda
Favorite Team Growing Up: Dallas Stars
Favorite Thing to do Away From Baseball: Golf and spend time with family
Favorite road city: Chicago
Favorite road ballpark: Fenway Park
Favorite TV Show: Game of Thrones

INDIANS HISTORY SINGLE-SEASON WHIP

Player	WHIP
1. Addie Joss (1908)	0.806
2. Corey Kluber (2017)	0.869
3. Luis Tiant (1968)	0.871
4. Addie Joss (1906)	0.933
5. Bill Bernhard (1902)	0.935
6. Addie Joss (1909)	0.944

ERA's UNDER 2.50, 260+SO, 18 WINS MAJOR LEAGUE PITCHERS, 1987-2017

Pitcher (Year, Team)	WINS-ERA-SO
1. Corey Kluber (2017, CLE)	18-2.25-265
2. * Corey Kluber (2014, CLE)	18-2.44-269
3. *Randy Johnson (2002, ARI)	24-2.32-334
4. *Randy Johnson (2001, ARI)	21-2.49-372
5. *Pedro Martinez (2000, BOS)	18-1.74-284
6. *Pedro Martinez (1999, BOS)	23-2.07-313
7. Randy Johnson (1997, SEA)	20-2.28-291
8. *Roger Clemens (1997, TOR)	21-2.05-292
9. *Randy Johnson (1995, SEA)	18-2.48-294

INDIANS PITCHERS, CLUB HISTORY

1. Bob Feller (1946)	26-2.18-348
2. Luis Tiant (1968)	21-1.60-264
3. Corey Kluber (2014)	18-2.44-269
4. Corey Kluber (2017)	18-2.25-265

INDIANS HISTORY CAREER STRIKEOUTS

1. Bob Feller	2581
2. Sam McDowell	2159
3. Corey Kluber	1423
4. Bob Lemon	1277
Early Wynn	1277
6. CC Sabathia	1265
7. Charles Nagy	1235
8. Mel Harder	1161
9. Carlos Carrasco	1121

STRIKEOUTS per 9.0 IP+

1. Corey Kluber	9.81
2. Carlos Carrasco	9.27
3. Sam McDowell	9.21
4. Luis Tiant	7.81
5. Bartolo Colon	7.63

WINNING PCT. +

1. Corey Kluber	.636
2. Cliff Lee	.634
3. Bartolo Colon	.625
4. Addie Joss	.623

WHIP (BB + HITS/IP)


1. Addie Joss	0.968
2. Corey Kluber	1.070
3. Gaylord Perry	1.104
4. Bill Bernhard	1.126
min 1000 career innings w/CLE	

MLB PITCHERS, 1990-2017 LOWEST SINGLE-SEASON WHIP

Player	WHIP
1. Pedro Martinez (BOS/2000)	0.737
2. Greg Maddux (ATL/1995)	0.811
3. Zack Greinke (LA/2015)	0.844
4. Clayton Kershaw (LA/2014)	0.857
5. Jake Arrieta (CHI/2015)	0.865
6. Corey Kluber (CLE/2017)	0.869
7. Clayton Kershaw (LA/2015)	0.881
8. Greg Maddux (ATL/1994)	0.896

KLUBER'S CAREER GAME HIGHS

1-hit CG: August 14, 2015 @MIN; **3-hit CG:** 9, last August 4, 2018 vs. LAA; **4-hit CG:** 1, April 24, 2014 vs. KC; **K's (starter):** 18, May 13, 2015 vs. STL; **K's (reliever):** 4, April 20, 2013 @HOU; **BB's (starter):** 4, eight times, last April 27, 2017 vs. HOU; **BB's (reliever):** 2, Sept 22, 2011 vs. CWS; **LONGEST START:** 9.0IP, 17x, last August 4, 2018 vs. LAA; **WINNING STREAK:** 7 games, July 8-August 21, 2016; **LOSING STREAK:** 5 games, April 6-May 7, 2015; **HR:** 4, August 19, 2015 at Boston; **SHORTEST START:** 1.2IP, 2x, last September 10, 2018 @TB; **CG:** 17, last August 4, 2018 vs. LAA; **CG SHO:** 7, last August 4, 2018 vs. LAA; **CAREER 10+ STRIKEOUT GAMES:** 46, last September 24, 2018 @CWS; **CONSECUTIVE SCORELESS IP:** 26.0IP, September 7-24, 2017.



FRANCISCO LINDOR 12

Age: 25, born November 14, 1993 in Caguas, Puerto Rico

Resides: Clermont, FL

Position: Shortstop

Bats: S

Throws: R

Height: 5-11

Weight: 190

ML Service: 3 + 113

Contract Status: Signed thru 2019 (club control through 2021)

Acquired: Selected by Cleveland in the 1st round (8th overall pick) of the 2011 First-Year Player Draft.



@Lindor12BC

Lindor12bc

YEAR	CLUB	AVG	G	AB	R	H	2B	3B	HR	RBI	SH	SF	HB	BB	SO	SB	CS	SLG	OBP	OPS	E
2011	Mahoning Valley	.316	5	19	4	6	0	0	0	2	0	0	0	1	5	1	0	.316	.350	.666	1
2012	Lake County	.257	122	490	83	126	24	3	6	42	4	1	11	61	78	27	12	.355	.352	.707	18
2013	Carolina	.306	83	327	51	100	19	6	1	27	6	3	2	35	39	20	5	.410	.373	.783	18
	Akron	.289	21	76	14	22	3	1	1	7	0	0	1	14	7	5	2	.395	.407	.801	4
2014	Akron	.278	88	342	51	95	12	4	6	48	1	3	1	40	61	25	9	.389	.352	.741	13
	Columbus	.273	38	165	24	45	4	0	5	14	4	2	0	9	36	3	7	.388	.307	.695	3
2015	Columbus	.284	59	229	26	65	11	5	2	22	5	3	0	25	38	9	7	.402	.350	.752	8
	CLEVELAND	.313	99	390	50	122	22	4	12	51	13	7	1	27	69	12	2	.482	.353	.835	10
2016	CLEVELAND	.301	158	604	99	182	30	3	15	78	3	*15	5	57	88	19	5	.435	.358	.794	12
2017	CLEVELAND	.273	159	*651	99	178	44	4	33	89	5	3	4	60	93	15	3	.505	.337	.842	10
2018	CLEVELAND	.277	158	*661	#129	183	42	2	38	92	3	3	8	70	107	25	10	.519	.352	.871	14
Minor Lge. Totals		.279	416	1648	253	459	73	19	21	162	20	12	15	185	264	90	42	.384	.354	.738	65
CLEVELAND TOTALS		.288	574	2306	377	665	138	13	98	310	24	28	18	214	357	71	20	.487	.350	.837	46
American League		.288	574	2306	377	665	138	13	98	310	24	28	18	214	357	71	20	.487	.350	.837	46
National League		--	--	--	--	--	--	--	--	--	--	--	--	--	--	--	--	--	--	--	--
M.L. TOTALS		.288	574	2306	377	665	138	13	98	310	24	28	18	214	357	71	20	.487	.350	.837	46

#Tied for American League lead *Led American League

CAREER TRANSACTIONS

2011 Selected by the Cleveland Indians in the 1st round (8th overall) of the June draft. Signed on 8/15.

POSTSEASON RECORD

YEAR	CLUB	AVG	G	AB	R	H	2B	3B	HR	RBI	SH	SF	HBP	BB	SO	SB	CS	E
2016	CLE (ALDS vBOS)	.250	3	12	1	3	1	0	1	1	0	0	0	0	5	0	0	0
	CLE (ALCS vTOR)	.368	5	19	2	7	1	0	1	3	0	0	0	1	5	0	1	0
	CLE (WS vCHI)	.296	7	27	2	8	1	0	0	2	0	0	0	3	6	1	2	0
2017	CLE (ALDS vNYY)	.111	5	18	2	2	0	0	1	4	0	0	0	4	6	0	0	0
2018	CLE (ALDS vHOU)	.364	3	11	3	4	0	0	2	2	1	0	0	0	2	0	0	0
TOTALS		.276	23	87	10	24	3	0	5	12	1	0	0	8	24	1	3	0

ALL-STAR GAME RECORD

YEAR	CLUB	AVG	G	AB	R	H	2B	3B	HR	RBI	SH	SF	HBP	BB	SO	SB	CS	E
2016	Cleveland(@SD)	.000	1	2	0	0	0	0	0	0	0	0	0	0	0	0	0	0
2017	Cleveland(@MIA)	.000	1	2	0	0	0	0	0	0	0	0	0	0	2	0	0	0
2018	Cleveland(@WSH)	.000	1	1	0	0	0	0	0	0	0	0	0	0	0	0	0	0
TOTALS		.000	2	4	0	0	0	0	0	0	0	0	0	0	2	0	0	0

WORLD BASEBALL CLASSIC

YEAR	CLUB	AVG	G	AB	R	H	2B	3B	HR	RBI	SH	SF	HBP	BB	SO	SB	CS	E
2017	Puerto Rico	.370	7	27	7	10	1	0	2	4	0	1	1	2	0	0	0	0

FIELDING BY POSITION

PCT	G	PO	2018				TC	DP	PCT	G	PO	CAREER				
			A	E	TC	DP						A	E	TC	DP	
.976	157	189	383	14	586	82		Shortstop	.980	568	746	1468	46	2260	336	

2018 SEASON HIGHLIGHTS

- ◆ Enjoyed a tremendous season, collecting career-highs in almost every offensive category, earning his third straight American League All-Star bid and again setting a single-season franchise record for home runs by a shortstop (38) for the second straight season...Became the first shortstop in MLB history and first in Indians history with at least 35 home runs, 40 doubles and 20 stolen bases...Is the third Indians hitter to amass at least 120 runs, 40 doubles and 35 homers (Albert Belle 1995; Hal Trosky 1936)...Tied for the Major League lead in runs (129), becoming the first Indians batter since Grady Sizemore (2006, 134) to lead MLB in runs... Also finished among MLB leaders in multi-hit games (2nd, 58), total bases (T2nd, 343), and extra-base hits (T5th, 82)...His 129 runs were the 10th-highest single-season total in franchise history... Finished among A.L. leaders in runs (T1st, 129), total bases (2nd, 343), multi-hit games (2nd, 58), extra-base hits (T3rd, 82), hits (4th, 183) and home runs (T6th, 38)...Is now the club's all-time career leader in homers by a shortstop (96).
- ◆ Batted .291 (113-for-388) in the first half with 85 runs, 30 doubles, 25 home runs and 62 RBI in 94 games, the first MLB shortstop ever with at least 75 runs and 50 extra-base hits before the All-Star break...Connected for a franchise-record & MLB-high nine lead-off home runs, eclipsing Sizemore's seven in 2008...Now has 12 lead-off homers in his career (3rd-most in club history), the last of which came on Sept. 26 at CWS...Was named A.L. Player of the Month in May, batting .373 (44-for-118) with 10 HR, 23 RBI and a 1.169 OPS...First career A.L. monthly award.
- ◆ Enjoyed some prolific games during the season, collecting two homers and two doubles on May 12 vs. KC and May 31 at Minnesota, the only Indians player in club history with two such games in the same season and over an Indians career... First Indians lead-off batter since 1964 (Tito Francona) with four extra-base hits in the same game...Collected multiple extra-base hits in 17 games on the season, tied with José Ramírez and Javier Báez for the second-highest total in MLB in 2018 (Mookie Betts - 18) and the most ever by an Indians shortstop in a single season (Lou Boudreau, 16, 1940)...Had three games of at least three extra-base hits...Clubbed two homers in six contests, last coming on Sept. 6 at Toronto (eighth career two-homer game), tied for second in MLB with Manny Machado behind Oakland's Khris Davis (7).
- ◆ Enjoyed a career-high 15-game hitting streak, April 29-May 14, and collected an extra-base hit in nine straight games, May 1-9...Homered in three straight games two times over the course of the season...Connected for his second career walk-off home run on August 8 vs. Minnesota...Collected a single-game career-high seven RBI on July 2 at Kansas City, hitting his second career grand slam off Jakob Junis (Fourth Indian w/a GS and three-run HR in same game).
- ◆ On the year he made 157 starts at shortstop and one start at DH...Compiled a fielding percentage of .976 (586 TC, 14 errors) and his 14 defensive runs saved (**Fangraphs**) ranked tied for third among MLB shortstops...Recorded a career-high 47 consecutive errorless games, July 27-Sept. 18, and recorded only one error over his final 58 games on the season...Made 153 starts out of the lead-off spot, leading the Majors in homers (37) and RBI (90) while batting first.
- ◆ Posted a season average of .343 against left-handed pitching, fourth-highest in the A.L. and sixth-highest in MLB (1.006 OPS was third-highest in the A.L.)...Tied for fifth in the A.L. in second-half runs (44) and T10th in hits (70)...Batted .259 (53-for-205) with runners on base, but hit just .212 (18-for-85) in the second half with men on (35-120, .292 w/men on first half)...Recorded a .281 batting average (36-128) and a .406 on-base pct. with RISP...29 of his home runs were solo homers and 29 were against RHP.

CTRIBE TIDBITS

Spent the first 11 years of his life living in Caguas, Puerto Rico before moving with his father, Miguel, to the Orlando, FL area to enroll at Montverde Academy in Clermont, Florida.

Did not know one word of English upon enrolling as a 12-year-old and would write "I don't understand" to communicate.

His high school coach, Tim Layden, told **Bleacher Report's** Joon Lee he has a "Million-dollar smile. That's what we'd always tell him: 'In case baseball doesn't work out, that smile will get you somewhere.'"

Frequently takes time out of his offseason to visit and conduct youth clinics in his native Puerto Rico as well as at Boys & Girls Clubs during the mornings in the regular season.

INDIANS CLUB HISTORY (SS) Single-Season Extra-Base Hits

1. Francisco Lindor (2018) 82
2. Francisco Lindor (2017) 81
3. Jhonny Peralta (2008) 69
4. Lou Boudreau (1940) 65

SINGLE-SEASON HR; INDIANS SHORTSTOPS

1. Francisco Lindor (2018) 38
1. Francisco Lindor (2017) 33
2. Asdrubal Cabrera (2011) 25
3. Jhonny Peralta (2005) 24

CAREER LEAGUE LEADERS

Offensive bWAR

2017 A.L. 5.5 (9th)
2018 A.L. 7.9 (T4th)

Runs Scored

2017 A.L. 99 (9th)
2018 A.L. 129 (T1st)

TotA.L. Bases

2017 A.L. 329 (4th)
2018 A.L. 343 (2nd)

OPS

2018 A.L. .871 (9th)

Hits

2016 A.L. 182 (9th)
2017 A.L. 178 (7th)
2018 A.L. 183 (4th)

Home Runs

2018 A.L. 38 (T6th)

Doubles

2017 A.L. 44 (T4th)
2018 A.L. 42 (T7th)

Stolen Bases

2018 A.L. 25 (8th)

Extra-Base Hits

2017 A.L. 81 (3rd)
2018 A.L. 82 (T3rd)

AMERICAN LEAGUE b-r WAR, 2018

1. Mookie Betts (BOS) 10.9
 2. Mike Trout (LAA) 10.2
 3. Matt Chapman (OAK) 8.2
 4. Francisco Lindor (CLE) 7.9
- José Ramírez (CLE) 7.9**

MLB HISTORY, BATTING 120 Runs-35 HR-40 Doubles-20 SB Francisco Lindor (2018, CLE)

Alfonso Soriano (2002, NYY)
Shawn Green (1999, TOR)
Barry Bonds (1998, SFG)
Larry Walker (1997, COL)
Ellis Burks (1996, COL)
Rafael Palmeiro (1993, TEX)
Chuck Klein (1932, PHI)

PRO CAREER

◆ **2017** His 33 home runs were the most in club history by a middle infielder, surpassing 2B Joe Gordon's total of 32 in 1948...Eclipsed mark in 2018 (38)...Most home runs by a Major League shortstop since Hanley Ramirez (33) in 2008...Most extra-base hits (81) by an Indians SS in club history and the most by a MLB shortstop since Jimmy Rollins (88) and Hanley Ramirez (83) in 2007...Second SS in club history to win Louisville Slugger Silver Slugger Award (Asdrúbal Cabrera 2011)...Earned fifth-place finish in the 2017 A.L. MVP voting...Most home runs in Major League history by a switch-hitting shortstop, besting Jimmy Rollins (30, 2007) and Jose Valentin (30 in 2004)... His 81 extra-baggers are second-highest total in MLB history for a switch-hitting SS behind Rollins' 88 in 2007...Lindor joined Hal Trosky (42 in 1936 and 35 in '34) and Manny Ramirez (31 in 1995) as the only Indians players 23-or-younger to have at least 30 HR in a season...Became the first shortstop 23-or-younger to enjoy a 30-homer campaign since 1999, when Alex Rodriguez launched 42 at 23...Led Major League SS in homers and led American League shortstops in OPS (.842) and was second in hits and runs scored...Collected an extra-base hit in 10 straight games, 9/7-16, breaking the franchise record of nine straight held by Sandy Alomar (9/28/96-4/13/97) and Hal Trosky (1934)...Equalled the longest such streak in MLB in 2017 (HOU's Alex Bregman)...Hit .360 (31/86) with 19 runs, 4 2B, 2 3B, 9 HR & 20 RBI over the A.L. record 22-game winning streak, 8/24-9/14...His 16 extra base hits in April were the most by an Indian since 2001 (18; Juan González)...Hit his first career grand slam on 4/5 at Texas, homering from both sides of the plate (second career 2-homer game)...Enjoyed three hitting streaks of at least 12 games, netting a season-high 13 game hitting streak from 7/21-8/3 (only MLB player in 2017 with three hitting streaks of at least 12 games)...Career-high three doubles on 7/16 at Oakland.

◆ **2016** Named to the American League All-Star team (at 22 years old was the fourth-youngest All-Star in team history)...Finished second among A.L. shortstops in runs, hits and batting average and fourth in RBI while leading the team in hits and runs scored...Saved 17 defensive runs for the season according to *Fangraphs*...Second-youngest Indians player to earn a *Rawlings* Gold Glove Award behind Rick Manning (21 in 1976) and the youngest Major League player since Manny Machado (21 in 2013)...Second-youngest Major League shortstop to earn a Gold Glove behind Detroit's Alan Trammell in 1980 (22.227 in 1980)...Endured a career-long 0-for-29 (27 at bats, 2 SF) from 9/16-28 that took his average from .313 to .300...Tied for second in MLB with 23 games of at least three hits, the most such games by an Indians batter since Earl Averill (29) and Hal Trosky (24) in 1936...First career two-homer game on 6/25 at Detroit...Finished tied for ninth in the A.L. MVP voting after the season...Hit .310 (18/58) in the Postseason with 5 runs, 3 2B, 2 HR & 6 RBI in all 15 games...Hit first career Postseason HR, 10/6 vs. BOS (Porcello; G1)...Had three straight multi-hit games (ALDS G3-ALCS G1/2); first Indians player in PS since Omar Vizquel (1998)...His seven multi-hit games were most-ever for a player less than 23 years old...Led team in hits...His 18 hits were most by an Indians batter in PS since 1997...His eight hits in the World Series were most ever by a player that young in club history; the youngest player to record eight-or-more hits in the World Series since Florida's Edgar Renteria (21) had nine hits in the 1997 World Series.

◆ **2015** Spent the last four months of the season at the Major League level...Led A.L. rookies in batting average (.313) and WAR (4.6) despite being the eighth-youngest player in the A.L. at the time of his promotion...Became the first Indians rookie with at least 10 steals, 10 homers, 20 doubles, 100 hits and .300 average since 1929 (Earl Averill, age 27)...Entered the season the fourth-rated prospect in all of Major League Baseball (*MLB.com*)...Collected his first Major League hit in first at bat of his Major League debut, a pinch-hit single at Detroit on 6/14 off Joakim Soria...Hit his first MLB HR on 6/24 vs. Detroit (Buck Farmer)...Hit .223 (23/103) with 6 runs, 3 2B, 2 HR & 9 RBI over his first 26 G thru the conclusion of the first half before becoming one of the best players in the American League after the break, hitting .345 (99/287) with 44 runs, 19 2B, 4 3B, 10 HR & 42 RBI in 73 second half games...Ranked first in the entire A.L. in second-half average, third in hits and 10th in OPS (.930) after the break...UZR of 10.5 and 10 defensive runs saved, both of which led A.L. shortstops in 2015...Hit .370 (40-for-108) in 28 August games, the most hits in a single month by an Indians rookie since August 1964 (Chico Salmon)...From 8/4 thru the end of the season he batted .361 (MLB-high 78 hits in 216AB)...Just the third Indians rookie in club history with at least 10 HR and 100 hits before their 22nd birthday (others Hal Trosky 1934, Ken Keltner 1938)...His 99 hits after the All-Star break were the most in one year by a Cleveland rookie since 1947, when Dale Mitchell tallied 129 hits (*Elias*).

CAREER SNAPSHOT

SILVER SLUGGER

2017: Cleveland (A.L.)
2018: Cleveland (A.L.)

MLB ALL-STAR

2016: Cleveland (A.L.)
2017: Cleveland (A.L.)
2018: Cleveland (A.L.)

RAWLINGS A.L. PLATINUM GLOVE

2016: Cleveland (A.L.)

RAWLINGS A.L. GOLD GLOVE

2016: Cleveland (A.L.)

SPORTING NEWS POSTSEASON A.L. ALL-STAR

2016: Cleveland (A.L.)
2017: Cleveland (A.L.)
2018: Cleveland (A.L.)

PLAYER OF THE MONTH

May 2018: Cleveland (A.L.)

PLAYER OF THE WEEK

5/6/2018: Cleveland (A.L.)
5/13/2018: Cleveland (A.L.)

WBC A.L.L.-TOURNAMENT TEAM

2017: Puerto Rico (WBC)

ROOKIE OF THE MONTH

Sept 2015: Cleveland (A.L.)

MLB.COM ORGANIZATION ALL-STAR

2012: Cleveland (A.L.)
2013: Cleveland (A.L.)
2014: Cleveland (A.L.)

MID-SEASON ALL-STAR

2012: Lake County (MID)
2013: Carolina (CAR)
2014: Akron (EAS)

FUTURES GAME SELECTION

2012: Lake County (MID)
2013: Carolina (CAR)
2014: Akron (EAS)

POST-SEASON ALL-STAR

2012: Lake County (MID)
2013: Carolina (CAR)

2015 AMERICAN LEAGUE
ROOKIE OF THE YEAR VOTING

Player (Team)	1st	2nd	3rd	PTS
1. Carlos Correa (HOU)	17	13	-	124
2. Francisco Lindor (CLE)	13	14	2	109
3. Miguel Sano (MIN)	-	-	20	20

- ◆ **2014** Split the 2014 campaign between AA Akron and AAA Columbus, where he hit .276 (140/507) w/16 2B, 4 3B, 11HR, 62 RBI and 75 runs scored in 126 games... Also collected 28 stolen bases, third-most in the organization...Ranked as MLB's fourth-best prospect in the annual **MLB.com** Top 100 entering 2015.
- ◆ **2013** Hit a combined .303 (122/403) with 22 2B, 7 3B, 2HR and 34RBI in 104 games between A Carolina and AA Akron (.380OB/.787OPS, 25SB)...Led the Indians Player Development system in batting average...Entered 2013 and 2014 as the top prospect in the system according to all major publications...Entered 2014 ranked as club's top prospect according to **MLB.com**, **Baseball America** and **Baseball Prospectus**... Overall among MLB's top-100 2014 prospects he was ranked 10th/6th by **MLB.com/ Baseball Prospectus**.
- ◆ **2012** Rated by **Baseball America** as the 3rd-best MWL prospect after the season.

INDIANS CLUB HISTORY	
Single-Season 30+HR, 40+ 2B	
1. Francisco Lindor (2017)	33/44
2. Francisco Lindor (2018)	42/28
3. Travis Hafner (2005)	33/42
4. Manny Ramirez (1996)	33/45
5. Albert Belle (1995)	50/52
6. Hal Trosky (1936)	42/45
7. Earl Averill (1934)	31/48
8. Hal Trosky (1934)	35/45

PERSONAL/MISCELLANEOUS

Full name **FRANCISCO MIGUEL LINDOR**...Single...Hit .528 (28/53) during his senior season at Montverde (FL) Academy High School with 6HR, 13 RBI and 20 steals and was named to the **USA Today** All-USA high school baseball team...Was also a **Rawlings** First Team All-American in 2011 and won the home run hitting contest at the **Aflac** All-American Game in August of 2010 in San Diego's PETCO Park...Moved to the Orlando area when he was 12 years old...In 2009, he helped Under-16 Team USA to a gold medal in Taiwan by hitting .500 with three triples and six steals...First prep player selected in the first round by Cleveland since 2001...Was ranked as the seventh best prospect in the entire draft by **Baseball America** (third-highest position player) and **Perfect Game**...Participated in the 2014 Caribbean Games for the Puerto Rican National Team...Very active in the community, visiting numerous Boys and Girls Clubs and MLB Academies in Cleveland and around the country during the season...Hosted a Play Ball youth event on Jan. 21, 2017 in his hometown of Clermont, FL... Was also the brainchild of the "Lindor Smiles" community endeavor initiative that benefits the Miracle League of Ohio, which provides an opportunity for children and adults with mental and/or physical challenges to play baseball...2016-19 Tribe Fest participant...Lindor is active with the Boys & Girls Clubs of Cleveland and MLB's Reviving Baseball in the Inner Cities Program...In 2018, Francisco helped the Boys & Girls Club promote their Race for Kids, a fundraising event for after-school and weekend programing.

LINDOR'S FAVORITES	
Favorite Movie:	Miracle
Favorite Group/Artist:	Daddy Yankee
Favorite Athletes Growing Up:	Derek Jeter, Jimmy Rollins, Barry Larkin
Favorite Team Growing Up:	Boston Red Sox
Person Who Has Most Influenced You:	Dad (Miguel)
Favorite Road City:	Chicago
Favorite Road Stadium:	Camden Yards
Favorite TV Show:	Duck Dynasty

LINDOR'S CAREER GAME HIGHS

HITS: 4, six times, last September 6, 2018 @TOR; **RUNS:** 4, two times, last July 1, 2018 @OAK; **DOUBLES:** 3, July 16, 2017 @OAK; **HR:** 2, eight times, last September 6, 2018 @TOR; **RBI:** 7, July 2, 2018 @KC; **SB:** 3, August 26, 2015 vs. MIL; **BB:** 4, May 15, 2018 @DET; **HITTING STREAK:** 15 games, April 29-May 14, 2018; **GRAND SLAMS:** 2, last July 2, 2018 @KC (Junis); **LEAD-OFF HR:** 12, last September 26, 2018 @CWS (Fry); **"WALK-OFF" HR:** 2, last August 8, 2018 vs. MIN (Hildenberger); **INSIDE PARK HR:** n/a; **PINCH-HIT HR:** n/a.

MAJOR LEAGUE HIT LEADERS 2016-2018

1. Jose Altuve (HOU) 589
2. Charlie Blackmon (COL) 582
3. Mookie Betts (BOS) 560
4. Nolan Arenado (COL) 544
5. Francisco Lindor (CLE) 543
6. Manny Machado (2tm) 539

2015 AMERICAN LEAGUE ROOKIE WAR LEADERS

1. Francisco Lindor (CLE) 4.6
2. Carlos Correa (HOU) 4.1
3. Billy Burns (OAK) 2.8
4. Devon Travis (TOR) 2.4

MLB ROOKIES, 1994-2015 100 hits, 10HR/10 steals (21-or-younger)

Player	Hits	HR	SB
Francisco Lindor (2015)	122	12	12
Carlos Correa (2015)	108	22	14
Mike Trout (2012)	182	30	49
Bryce Harper (2012)	144	22	18
Eric Hosmer (2011)	153	19	11
Jason Heyward (2010)	144	18	11
Delmon Young (2007)	186	13	10
Ryan Zimmerman (2006)	176	20	11
Rocco Baldelli (2003)	184	11	27

SECOND HALF BASE HITS, INDIANS BATTERS, 1954-2015

1. Miguel Dilone (1980) 116
2. Roberto Alomar (2000) 101
3. Victor Martinez (2005) 100
4. Francisco Lindor (2015) 99
- Joe Carter (1986) 99
- Julio Franco (1984) 99
- Mike Hargrove (1980) 99

FASTEST TO 100 HITS, INDIANS HISTORY

1. Roy Weatherly (1936) 67G
2. Dale Mitchell (1946-47) 80G
- Joe Vosmik (1931) 80G
- Joe Sewell (1920-21) 80G
5. Hal Trosky (1933-34) 81G
6. Francisco Lindor (2015) 82G



JORDAN LUPLOW 8

Age: 25, born September 26, 1993 in Visalia, CA

Resides: Ahwatukee, AZ **Position:** Outfielder

Bats: R **Throws:** R **Height:** 6-1 **Weight:** 195

ML Service: 0 + 112

Contract Status (Options): Signed thru 2019 (1)

Acquired: November 14, 2018; Acquired by the Cleveland Indians along with INF Max Moroff from the Pittsburgh Pirates in exchange for INF Erik Gonzalez, RHP Tahnaj Thomas and RHP Dante Mendoza.



YEAR	CLUB	AVG	G	AB	R	H	2B	3B	HR	RBI	SH	SF	HB	BB	SO	SB	CS	SLG	OBP	OPS	E
2014	Jamestown	.277	62	220	31	61	12	1	6	30	6	3	3	27	44	10	6	.423	.360	.782	1
2015	West Virginia	.264	106	390	74	103	36	3	12	67	6	4	6	59	67	11	2	.464	.366	.830	21
2016	Bradenton	.254	104	354	63	90	23	3	10	54	1	6	4	60	78	6	2	.421	.363	.784	2
2017	Altoona	.287	73	254	45	73	15	0	16	37	0	1	4	29	45	1	3	.535	.368	.903	0
	Indianapolis	.325	44	160	29	52	7	1	7	19	0	1	5	16	36	4	1	.513	.401	.914	3
	Pittsburgh	.205	27	78	6	16	3	1	3	11	0	1	2	6	22	0	1	.385	.276	.660	1
2018	Indianapolis	.287	88	314	41	90	25	3	8	49	0	2	2	39	64	7	2	.462	.367	.829	3
	Pittsburgh	.185	37	92	16	17	1	3	3	7	0	0	1	10	18	2	2	.359	.272	.631	1
Minor Lge. Totals		.277	477	1692	283	469	118	11	59	256	13	17	24	230	334	39	16	.465	.368	.833	30
CLEVELAND TOTALS		--	--	--	--	--	--	--	--	--	--	--	--	--	--	--	--	--	--	--	--
American League		--	--	--	--	--	--	--	--	--	--	--	--	--	--	--	--	--	--	--	--
National League		.194	64	170	22	33	4	4	6	18	0	1	3	16	40	2	3	.371	.274	.644	2
M.L. TOTALS		.194	64	170	22	33	4	4	6	18	0	1	3	16	40	2	3	.371	.274	.644	2

CAREER TRANSACTIONS

2014 Selected by the Pittsburgh Pirates in the 3rd round (100th overall) of the June draft. Signed, 6/16.

2018 Acquired by the Cleveland Indians along with Max Moroff from the Pittsburgh Pirates in exchange for Erik Gonzalez, Tahnaj Thomas and Dante Mendoza, 11/14.

FIELDING BY POSITION

PCT	G	PO	2018				TC	DP	PCT	G	PO	CAREER			
			A	E	A	E						TC	DP		
.982	29	51	4	1	56	0		Outfield	.980	52	91	5	2	98	0

2018 SEASON HIGHLIGHTS

- ◆ Split the season between Indianapolis and Pittsburgh...Began season with Triple-A Indy...Had two home runs and five RBI on May 2 at Toledo...Produced a .330 (70-for-212) average, 31 extra-base hits, 41 RBI and 31 runs scored in 59 games between May 1-July 4...Was tied for second in the International League in doubles (22), ranked fourth in RBI (47) and fifth in extra-base hits (34) at the time of his recall to Pittsburgh on July 6.
- ◆ Homered twice on July 14 vs. Milwaukee (game two) while playing the entire game in left field; also had an assist...Started in left field and went 0-for-4 as the leadoff batter on July 25 at Cleveland... Overall spent four stints with Pittsburgh.
- ◆ Was recalled for final time on Sept. 4 and hit .196 (9-for-46) in 15 games in September...Had a career-high three hits on Sept. 12 at St. Louis...Collected seven hits in his first 16 at-bats to begin the final month before producing just two hits in his last 30 at bats... Made his first professional start in center field on Sept. 24 at Chicago (NL)...Made 16 appearances (12 starts) in left field, 11 appearances (eight starts) in right field and three appearances (one start) in center field with the Pirates...Had an appendectomy on 9/27 at Northwestern Hospital in Chicago.

CTRIBE TIDBITS

Moved to Westchester, Ohio and then Fresno, California as a kid.

Dad, Mark, is from Saginaw, Michigan...Grandpa played football at Michigan State...Never met his great uncle, Al Luplow.

Memorable trip as a family was when he was 12, visiting Australia where his Uncle got married. His uncle was a professional skateboarder.

Made extra money in high school by being a soccer ref.

Played football in high school as a wide receiver, cornerback and kicker. Almost focused on football as a career.

Came close to going to UCLA for baseball & to be a kicker.

Hobbies outside of sports are skateboarding, fishing and hunting. Favorite place to hunt is Boise, ID.

Favorite player growing up was David Wright and favorite team to watch was the San Francisco Giants.

Notable teammates are Aaron Judge, Justin Wilson, Doug Fister, Austin Winds and Jason Donald.

Had surgery on each shoulder senior year of HS

Biggest off-field accomplishment is being able to teach Special Olympic kids to snowboard.

PRO CAREER

- ◆ **2017** Hit .302 (125-for-414) with 22 doubles, 23 home runs and 56 RBI in 117 minor-league games and was named Pittsburgh's Minor League Player of the Year...Also produced a .381 OBP and a .907 OPS during his time in the minors...His 23 home runs led the PIT minor league system and were the most by a Pirates minor-league player since JaCoby Jones hit 23 in 2014...Set minor league career highs in batting, games, hits and home runs; tied career high in runs scored (also 2015)...Began season with Double-A Altoona, where he was named to the Eastern League Midseason All-Star team...Hit .500 (11-for-22) with five homers in seven games between 5/29 and 6/4 and was named Eastern League Player of the Week...Promoted to Indianapolis on 6/30...Hit safely in each of his first seven Triple-A games, going 10-for-27 (.370) with three homers and seven RBI...Was selected by Pittsburgh on 7/28 and made Major League debut that night in San Diego; started in right field and went 0-for-3 at the plate...Was recalled again on 8/28 and hit .246 in 20 games during the month of September...Singled off Cincinnati's Tyler Mahle for first big league hit on 9/2, snapping an 0-for-12 streak to begin his career...Connected off Cincinnati LHP Wandy Peralta for first Major League homer on 9/2...Made 13 starts in right field and seven in left field for the Pirates.
- ◆ **2015** Made a position change from outfield to third base while playing entire season with West Virginia...Ranked second in the South Atlantic League in extra-base hits (51) and tied for second in runs scored...Also tied for fourth in doubles and slugging percentage...Made all 86 defensive appearances at third base...Missed a month with a biceps strain.
- ◆ **2014** Spent first professional season with Jamestown after being selected by Pittsburgh in the third round of the First-Year Player Draft...Was named the team's Most Valuable Player...Led all New York-Penn outfielders with 17 assists

CAREER SNAPSHOT

ORGANIZATION PLAYER OF THE YEAR

2017: Pittsburgh (NL)

MILB.COM ORGANIZATION ALL-STAR

2015: Pittsburgh (NL)

2017: Pittsburgh (NL)

MID-SEASON ALL-STAR

2017: Altoona (EAS)

BASEBALL AMERICA LOW CLASS A ALL-STAR

2015: West Virginia (SAL)

PERSONAL/MISCELLANEOUS

Full name **JORDANTHOMAS LUPLOW**...Single...Is a 2012 graduate of Buchanan High School in Clovis, CA...Named first-team all-conference as a junior after hitting .420 with eight home runs, 11 doubles and 30 RBI...Participated in California North/South series and **Rawlings** NorCal World Series in 2011...Missed most of his senior high school season rehabbing from injury and appeared in just four games...Was also a first-team all-conference selection in football as a kicker and defensive back...Played baseball at Fresno State for three seasons (2012-2014); was a teammate of New York's Aaron Judge in 2012 and 2013...Was honored as the Mountain West Conference Player of the Year in 2014 after hitting .377 with 21 doubles, one triple, nine homers, 48 RBI and 40 runs scored in 57 games...Was also announced as a Golden Spikes Award semifinalist in 2014 and was named a finalist for the Gregg Olson Award, recognizing college baseball's breakout player of the year...Was named a second-team NCAA All-American and a **Collegiate**

Baseball Newspaper Louisville Slugger third-team All-American in 2014...Batted .314 with 14 home runs and 103 RBI in 157 games during his three seasons at Fresno State...Hit .325 in 41 games with the Orleans Firebirds in the 2013 Cape Cod League...His great uncle, Al Luplow, spent seven seasons in the Majors (1961-1967) and played in 481 games for the Indians from 1961-65.

LUPLOW'S FAVORITES

Favorite Movie: Shooter

Favorite Group/Artist: Wiz Khalifa

Favorite Athlete Growing Up: David Wright

Person Who Most Influenced: Uncle, Allen Peterson

Favorite Team Growing Up: Detroit Lions

Favorite Thing to do Away From Baseball: Hunting/fishing

Favorite road city: Chicago

Favorite road ballpark: AT & T Park

Favorite TV Show: That 70's Show

LUPLOW'S CAREER GAME HIGHS

HITS: 3, Sept. 12, 2018 at St. Louis; **RUNS:** 2, several; **DOUBLES:** 1, several; **HR:** 2, July 14, 2018 vs. Milwaukee (game 2); **RBI:** 3, Sept. 2, 2017 vs. Cincinnati; **SB:** 1, two times; **WALKS:** 2, July 27, 2018 vs. NY Mets; **HITTING STREAK:** 4 games, Sept. 2-5, 2017; **GRAND SLAMS:** n/a; **LEAD-OFF HR:** n/a; **"WALK-OFF" HR:** n/a; **PINCH-HIT HR:** n/a.



LEONYS MARTIN 2

Age: 31, born March 6, 1988 in Villa Clara, Cuba

Resides: Weston, FL

Position: Outfielder

Bats: L Throws: R

Height: 6-2

Weight: 205

ML Service: 5 + 161

Contract Status: Signed thru 2019

Acquired: July 31, 2018; Acquired by Cleveland along with RHP Kyle Dowdy in exchange for INF Willi Castro.



@leonys27martin

leonys27martin

YEAR	CLUB	AVG	G	AB	R	H	2B	3B	HR	RBI	SH	SF	HB	BB	SO	SB	CS	SLG	OBP	OPS	E
2011	Frisco	.348	29	112	24	39	9	2	4	24	4	1	3	15	8	10	8	.571	.435	1.007	1
	AZL Rangers	.267	4	15	2	4	0	2	0	1	0	0	1	6	0	1	.533	.313	.846	1	
	Round Rock	.263	40	175	27	46	7	1	0	17	2	1	3	11	24	9	2	.314	.316	.630	3
	Texas	.375	8	8	2	3	1	0	0	0	0	0	0	1	0	0	.500	.375	.875	0	
2012	Round Rock	.359	55	231	48	83	18	2	12	42	2	1	2	24	39	10	9	.610	.422	1.033	6
	Texas	.174	24	46	6	8	5	2	0	6	1	1	0	4	12	3	0	.370	.235	.605	0
2013	Texas	.260	147	457	66	119	21	6	8	49	12	3	8	28	104	36	9	.385	.313	.698	5
2014	Texas	.274	155	533	68	146	13	7	7	40	7	2	2	39	114	31	12	.364	.325	.689	8
2015	Texas	.219	95	288	26	63	12	0	5	25	3	1	2	16	69	14	5	.313	.264	.576	1
	Round Rock	.297	9	37	7	11	3	0	2	4	0	1	0	5	4	2	1	.541	.372	.913	0
2016	Seattle	.247	143	518	72	128	17	3	15	47	4	7	3	44	149	24	6	.378	.306	.684	3
2017	Seattle	.174	34	115	12	20	2	1	3	8	0	0	2	5	29	6	4	.287	.221	.508	1
	Tacoma	.306	88	360	63	110	24	5	11	39	0	3	3	21	89	25	6	.492	.346	.838	5
	Chicago-NL	.154	15	13	2	2	1	0	0	1	0	0	0	3	4	1	0	.231	.313	.543	0
2018	Detroit	.251	78	303	45	76	15	3	9	29	0	1	3	29	75	7	3	.409	.321	.731	2
	Toledo	.300	3	10	2	3	2	0	0	1	0	0	1	1	3	0	0	.500	.417	.917	0
	CLEVELAND	.333	6	15	3	5	0	0	2	4	0	1	0	1	2	0	1	.733	.353	1.086	0
	Minor Lge. Totals	.315	228	940	173	296	63	12	29	128	8	7	12	78	173	56	27	.500	.372	.872	16
	CLEVELAND TOTALS	.333	6	15	3	5	0	0	2	4	0	1	0	1	2	0	1	.733	.353	1.086	0
	American League	.249	690	2283	300	568	86	22	49	208	27	16	20	166	555	121	40	.370	.304	.674	20
	National League	.154	15	13	2	1	0	0	0	1	0	0	3	4	1	0	2	.313	.313	.544	0
	M.L. TOTALS	.248	705	2296	302	570	87	22	49	209	27	16	20	169	559	122	40	.369	.304	.673	20

CAREER TRANSACTIONS

- 2011 Signed by the Texas Rangers as an amateur free agent, 5/11.
- 2015 Traded by the Texas Rangers with Anthony Bass to the Seattle Mariners for Patrick Kivlehan, James Jones and Tom Wilhelmson, 11/16.
- 2016 DL - left hamstring strain, 5/26-6/10. Rehab AAA Tacoma, 6/9.
- 2017 Traded by the Seattle Mariners with cash to the Chicago Cubs for player to be named or cash, 8/31.
- 2017 Granted Free Agency, 11/6.
- 2017 Signed as a Free Agent with the Detroit Tigers, 12/5.
- 2018 DL - left hamstring strain, 5/8-17.
- 2018 DL - left hamstring strain, 7/2-19. Rehab AAA Toledo, 7/16-19.
- 2018 Acquired by Cleveland from the Detroit Tigers with Kyle Dowdy in exchange for Willi Castro, 7/31.
- 2018 DL - non-baseball medical condition, 8/9-remainder of season.

WORLD BASEBALL CLASSIC RECORD

YEAR	CLUB	AVG	G	AB	R	H	2B	3B	HR	RBI	SH	SF	HBP	BB	SO	SB	CS	E
2009	CUBA	.286	7	7	3	2	2	0	0	0	0	0	1	0	3	0	0	0

POSTSEASON RECORD

YEAR	CLUB	AVG	G	AB	R	H	2B	3B	HR	RBI	SH	SF	HBP	BB	SO	SB	CS	E
2017	CHC(NLDS vWSH)	.000	3	2	1	0	0	0	0	0	0	0	0	0	1	0	0	0
	CHC(NLCS vLA)	.000	2	1	0	0	0	0	0	0	0	0	0	0	0	0	0	0
	TOTALS	.000	5	3	1	0	0	0	0	0	0	0	0	0	1	0	0	0

FIELDING BY POSITION

PCT	G	PO	2018				PCT	G	PO	A	E	TC	DP							
			A	E	TC	DP														
.992	80	238	9	2	249	1							Outfield	.989	676	1670	60	20	1750	10
1.000	1	1	-	-	1	-							Pitcher	1.000	1	1	-	-	1	-

2018 SEASON HIGHLIGHTS

- ◆ Trade deadline target made an immediate impact after his July 31 acquisition, appearing in six games before being felled by a bacterial infection that required a stint in the intensive care unit and subsequently ended his season...Was admitted to the Cleveland Clinic during the early morning hours of August 9 after falling violently ill with a bacterial blood infection that produced toxins that adversely affected the functionality of many of his internal organs...After making great strides at the Clinic, he was released on August 19...Was declared out for 2018 on Aug. 22 in order to allow his body and organs the ability to recover one-to-two months without the rigors of strenuous exercise associated with baseball activity, returning home to Weston, FL.
- ◆ Played well in his brief stint with the club, hitting safely in four of his six contests (club was 4-2)...Homered in back-to-back games, August 3-4 vs. the LA Angels...Appeared in five games in center (four starts) and one game in right field for the club...Was acquired from Detroit on July 31 with RHP Kyle Dowdy for INF Willi Castro...At the time of the trade was tied for first in the A.L. with nine outfield assists...His 11 homers were his second most in a single season (15 in '16)...Missed time from May 8-17 and July 2-20 on the 10-day D.L. with a left hamstring strain while with the Tigers.
- ◆ Batted .251 (76-303) w/15 2B, 3 3B, 9 HR, 29 RBI and 45 runs for Detroit in 78 games...Notched his second career leadoff home run in the first game of the doubleheader on April 25 at Pittsburgh, followed by a two-run homer in the second game...According to the *Elias Sports Bureau*, he became the first Tiger to homer in both games of a DH since Don Kelly on October 1, 2010 at Baltimore...Crushed the first grand slam of his Major League career on April 19 vs. Baltimore (off Mike Wright Jr.) in the 5th inning...Tied career highs in runs scored (3) and RBI (4).

PRO CAREER

- ◆ **2017** Began the season with the Seattle Mariners, finishing the year with the Chicago Cubs after being acquired on 8/31 and experiencing his first taste of postseason play...First career pitching appearance in his Cubs debut on 9/4 at Pittsburgh.
- ◆ **2016** Established career highs in runs scored (72), home runs (15), walks (44) and total bases (196), in first season with Seattle...Was one of four center fielders in the Majors to record at least 15 home runs and 20 stolen bases, joining Ian Desmond, Odubel Herrera and Mike Trout...Sidelined from 5/26-6/10 with a left hamstring strain.
- ◆ **2014** Led the A.L. and ranked second in the Majors (Dee Gordon, 20) with 17 bunt hits...Ranked second in the A.L. with 32 infield hits, tied for fifth with 31 SB, tied for sixth with 11 outfield assists and tied for eighth with seven triples...Paced all Major League outfielders with 434 total chances and 415 putouts...Set the franchise record for OF putouts and tied the record for total chances... Swiped 31 bases, marking his second consecutive season with 30-or-more steals (seventh Ranger ever).
- ◆ **2013** Stole a career-high 36 bases with Texas and led the A.L. with 11 bunt hits, while he ranked second with 12 sac bunts, fifth with 36 steals, tied for sixth with six triples and eighth with 25 infield hits...Ranked third in the Majors with 14 OF assists, which were the most by a Texas outfielder since Ruben Sierra (15, 1991)... Hit his first Major League home run on 4/12 vs. Seattle...Recorded his first career multi-homer game on 6/25 at NYY...Had a career-high 15-game hitting streak from 6/15-7/2.
- ◆ **2012** Combined to play in 79 games between AAA Round Rock and Texas...Sidelined from 5/2-6/7 with a left thumb ligament injury... Had a double and triple in the same game with Texas on 6/24 vs. Colorado and 6/27 vs. Detroit, becoming the fourth player since 1918 to accomplish that twice in first 14 MLB games, joining WSH Babe Ganzel in 1927, PHI Johnny Blatnik in 1948 and MIN Gary Ward in 1980...Ranked as the fourth-best prospect in the Texas organization, the 97th-best prospect overall in baseball and the 17th-best prospect in the PCL by *Baseball America* following the season.
- ◆ **2011** Named to the Texas League Midseason All-Star Team...Made his Major League debut on 9/2 at Boston after appearing in just 73 Minor League games, the fewest pro games by any Texas player prior to his big league debut since Pete Incaviglia, who went directly from college to the Majors in 1986...Singled off Tim Wakefield in his first plate appearance on 9/2.

MARTIN'S FAVORITES

- Favorite Movie: Bad Boy
- Favorite Group/Artist: Everybody
- Favorite Athlete Growing Up: Jose Reyes
- Person Who Has Most Influenced: Dad(Oscar)
- Favorite Road City: Toronto
- Favorite Road Stadium: St. Louis

PERSONAL/MISCELLANEOUS

Full name **LEONYS MARTIN**...Wife, Yaimira Perez...Kids: Dilan, Kristen, Leonys Liam... Played for Cuba in the 2009 World Baseball Classic, hitting .286 (2-for-7) with three runs scored in five games...Played locally for Villa Clara of the Cuban National Series, and for the Cuban national baseball team in international competitions...While in Taiwan for the 2010 World University Baseball Championship, defected from Cuba in order to become a free agent...On June 25, 2018, became a naturalized United States citizen.

MARTIN'S CAREER GAME HIGHS

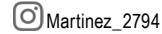
HITS: 4, three times, last Sept. 12, 2016 with SEA at LAA; **RUNS:** 3, eight times, last April 19, 2018 with DET vs. BAL; **DOUBLES:** 3, Sept. 12, 2016 with SEA at LAA; **HR:** 2, two times, last July 20, 2016 with SEA vs. CWS; **RBI:** 4, three times, last April 19, 2018 with DET vs. BAL; **SB:** 3, two times, last Aug. 7, 2013 with TEX at LAA; **WALKS:** 2, 14 times; **HITTING STREAK:** 15 games, June 15-July 2, 2013 with TEX; **GRAND SLAMS:** 1, April 19, 2018 with DET vs. BAL (Wright); **LEAD-OFF HR:** 2, last April 25, 2018 (G1) with DET at PIT (Taillon); **"WALK-OFF" HR:** 3, last July 20, 2016 with SEA vs. CWS (Jennings); **PINCH-HIT HR:** 1, May 19, 2015 with TEX at BOS (Uehara).



HENRY MARTINEZ 80

SPRING INVITEE

Age: 24, born April 27, 1994 in Cabral, Dominican Republic



Resides: Cabral, DR **Position:** Pitcher

Bats: R **Throws:** R **Height:** 6-1 **Weight:** 180

ML Service: 0 + 000

Contract Status: Signed thru 2019

Acquired: September 23, 2013; Signed by Cleveland as a Non-Drafted Free Agent.

		OPPONENTS																			
YEAR	CLUB	W-L	ERA	G	GS	CG	SHO	SV	IP	H	R	ER	HR	HB	BB	SO	WP	BK	AVG	SLG	OBP
2014	DSL Indians	2-1	2.70	20	0	0	0	7	36.2	33	15	11	3	1	12	28	2	0	.252	.397	.317
2015	AZL Indians	1-0	3.34	13	0	0	0	2	32.1	35	17	12	0	1	12	24	3	1	.273	.359	.336
	Mahoning Valley	1-0	1.00	4	0	0	0	0	9.0	12	1	1	0	2	1	5	0	0	.353	.353	.405
2016	Mahoning Valley	0-3	4.88	21	0	0	0	3	31.1	39	20	17	2	3	9	29	4	0	.300	.423	.354
2017	Lake County	5-3	3.15	35	1	0	0	3	60.0	54	30	21	1	1	16	59	0	1	.238	.326	.285
	Lynchburg	0-0	4.50	1	0	0	0	1	2.0	6	2	1	0	0	0	0	0	0	.545	.636	.545
2018	Lynchburg	0-0	1.29	6	0	0	0	4	7.0	3	1	1	1	0	3	10	0	0	.125	.250	.222
	Akron	2-1	2.76	32	0	0	0	11	32.2	30	12	10	1	0	9	32	2	0	.248	.331	.300
	Columbus	1-0	10.64	10	0	0	0	0	11.0	18	13	13	0	0	4	14	2	0	.367	.490	.415
Minor Lge. Totals		12-8	3.53	142	1	0	0	31	222.0	230	111	87	8	8	66	201	13	2	.269	.370	.324

CAREER TRANSACTIONS

2013 Signed by Cleveland as a non-drafted free agent, 9/23.

2018 SEASON HIGHLIGHTS

◆ Combined over his three stops (A Lynchburg, AA Akron, AAA Columbus) he was 3-1 with 15 saves and a 4.26 ERA in 48 relief appearances (50.2IP, 51H, 24ER, 16BB, 56SO, 9.9 SO per 9.0 IP)...Most appearances and saves in the Player Development system...Saved 15 of 16 opportunities...Combined ERA at Lynchburg and Akron was 2.50 (11ER/39.2IP)... Started the year in Lynchburg, was with Akron April 27-August 1 and finished the year with Columbus...ERA at Columbus was marred by consecutive 0.1IP, five earned run outings on Aug. 5 and 8, otherwise Triple-A ERA was 2.61 (3ER/10.1IP)... Pitched for Escogido in the Dominican Winter League after the season (14 games, 11.2 innings).

PRO CAREER

◆ 2017 Pitched to a 3.15 ERA in Class-A Lake County, limiting Midwest League batters to a .238 average against.

PERSONAL/MISCELLANEOUS

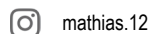
Full name **HENRY MARTINEZ**...Single...Favorite team growing up was the New York Yankees and his favorite player was Pedro Martinez...Also played left field and first base until he was 16 years old...Attended Teresa Peña School and Francisco Amadin Peña School in the Dominican Republic.



MARK MATHIAS 81

SPRING INVITEE

Age: 24, born August 2, 1994 in Santa Clara, CA



Resides: Fremont, CA Position: Infielder

Bats: R Throws: R Height: 6-0 Weight: 200

ML Service: 0 + 000

Contract Status: Signed thru 2019

Acquired: Selected by Cleveland in the 3rd round (93rd overall pick) of the 2015 First-Year Player Draft.

YEAR	CLUB	AVG	G	AB	R	H	2B	3B	HR	RBI	SH	SF	HB	BB	SO	SB	CS	SLG	OBP	OPS	E
2015	Mahoning Valley	.282	67	245	38	69	19	3	2	32	1	5	8	35	36	5	4	.408	.382	.790	7
2016	Lynchburg	.274	115	427	70	117	39	1	5	60	2	3	10	48	87	9	1	.405	.359	.764	15
	Akron	.067	5	15	1	1	1	0	0	1	0	0	0	1	6	0	0	.133	.125	.258	0
2017	Akron	.212	35	104	17	22	5	1	1	13	0	2	6	13	34	4	0	.308	.328	.636	7
2018	Akron	.232	117	397	65	92	25	3	8	45	3	8	9	59	94	11	2	.370	.338	.709	6
Minor Lge. Totals		.253	339	1188	191	301	89	8	16	151	6	18	33	156	257	29	7	.382	.351	.733	35

CAREER TRANSACTIONS

2015 Selected by the Cleveland Indians in the 3rd round of the June Amateur Draft. Signed, 6/18.

2018 SEASON HIGHLIGHTS

◆ Spent the entire season in Double-A Akron, appearing in a career-high 117 games...Appeared almost exclusively at second base outside of one appearance at first base...Swiped 11 bases in 13 attempts...Named an organizational All-Star (**MLB.com**)...His 59 walks were tied for fourth most in the Eastern League and the Indians Player Development system...Tied for eighth in the system in runs (65)...Batted .275 (30-for-109) on the year vs. LHP with an OPS of .830...On 7-day D.L., May 15-25, with a left hamstring strain.

PRO CAREER

- ◆ **2017** Limited to 35 games at AA Akron due to left shoulder issues, which he dislocated diving for a ground ball playing second base in a Major League exhibition game in Goodyear at the end of spring training...Was forced to the D.L. three times during the year with shoulder issues and did not play after 7/3.
- ◆ **2016** Ranked second for Class-A Lynchburg with 117 hits & 39 doubles (third-most in Carolina League)...His 70 runs scored were ninth-most in the league.
- ◆ **2015** Led Mahoning Valley with 32 RBI & 19 doubles, and was tied for first in runs scored (38)...Named Best Hitter for Average and 16th-best prospect in the organization prior to the season (**Baseball America**).

CAREER SNAPSHOT

MILB.COM ORGANIZATION ALL-STAR

2016: Cleveland (AL)

2018: Cleveland (AL)

POST-SEASON ALL-STAR

2016: Lynchburg (CAR)

PERSONAL/MISCELLANEOUS

Full name **MARK ANDREW MATHIAS**...Single...Played three years in college at Cal Poly San Luis Obispo, batting .356 (72-202) with 7 2B, 3 3B, 1 HR & 28 RBI in 47 games during his junior season...Had a banner sophomore year, hitting a team-leading .386 average on his way to Big West Conference Field Player of the Year honors...2013 preseason honors included first-team **D1Baseball.com** All-America Team, second-team **Baseball America** Preseason All-America Team...Underwent labrum surgery (right shoulder) in early December 2014 after injuring shoulder playing for USA Baseball's Collegiate National Team in the summer of 2014...Played shortstop and pitched at Irvington High School in Fremont, CA...Enjoys golfing, fishing, music and spending time with family...Derek Jeter was his favorite player growing up...Majored in Parks, Recreation and Tourism Administration with a concentration in Sports Management at Cal Poly-SLO.



JEAN CARLOS MEJÍA 73

Age: 22, born August 26, 1996 in Gaspar Hernandez, DR

jean_mejia26

Resides: Gaspar Hernandez, DR

Position: Pitcher

Bats: R Throws: R

Height: 6-5

Weight: 240

ML Service: 0 + 000

Contract Status (Options): Signed thru 2019 (3)

Acquired: November 29, 2013; Signed by Cleveland as a Non-Drafted Free Agent.

YEAR	CLUB	W-L	ERA	G	GS	CG	SHO	SV	IP	H	R	ER	HR	HB	BB	SO	WP	BK	OPPONENTS		
																			AVG	SLG	OBP
2014	DSL Indians	3-0	2.70	16	0	0	0	1	33.1	22	14	10	0	3	15	29	6	1	.182	.256	.288
2015	DSL Indians	4-3	1.37	19	0	0	0	1	39.1	30	17	6	1	4	12	25	7	0	.217	.268	.295
2016	DSL Indians	2-4	3.48	17	1	0	0	5	33.2	33	21	13	0	3	5	22	3	0	.239	.319	.279
2017	AZL Indians	1-0	3.14	10	0	0	0	6	14.1	13	6	5	0	0	5	19	2	0	.228	.263	.290
	Mahoning Valley	1-0	0.00	11	0	0	0	3	22.2	6	0	0	0	2	5	31	5	0	.083	.097	.165
2018	Lake County	4-8	3.13	17	15	0	0	0	92.0	84	41	32	3	3	20	97	7	4	.241	.347	.288
	Lynchburg	0-1	6.00	1	1	0	0	0	6.0	5	4	4	0	0	1	3	0	0	.227	.273	.250
Minor Lge. Totals		15-16	2.61	91	17	0	0	16	241.1	193	103	70	4	15	63	226	30	5	.215	.291	.277

CAREER TRANSACTIONS

2013 Signed by Cleveland as a non-drafted free agent, 11/29.

2018 SEASON HIGHLIGHTS

- ◆ Spent most of the season at Class-A Lake County, missing six weeks with right elbow inflammation, April 19-June 6... Fanned 10 batters over consecutive starts, July 25-30, and recorded back-to-back 7.0-inning, scoreless starts in those outings...Went 3-2 with a 2.19 ERA in six July starts (37.0IP, 24H, 9ER, 5BB, 45SO)...On the year right-handed batters hit .200 (44-for-220) off him with one home run and a .520 OPS...Promoted to Lynchburg, Sept. 1, for his final start of the season...Added to the 40-man roster on Nov. 20.

PRO CAREER

- ◆ **2017** Led the AZL Indians and finished third in Arizona League with six saves...Made 11 scoreless appearances for Mahoning Valley, striking out 31 batters in 22.2 innings of work (12.3 K-per-9.0IP)...Combined on the year he posted a 1.22 ERA in 21 games (5ER/37.0IP/50SO).
- ◆ **2014-16** Spent first three years of professional career in the Dominican Summer League.

PERSONAL/MISCELLANEOUS

Full name **JEAN CARLOS MEJÍA**...Single...Grew up an Indians fan, always chose to be Cleveland in local pickup games... Favorite player growing up was Bartolo Colon...First player from his pueblo (Gaspar Hernandez) to make a 40-man roster.



OSCAR MERCADO 67

Age: 24, born December 16, 1994 in Tampa, FL

Resides: Tampa, FL

Position: Outfield

Bats: R

Throws: R

Height: 6-2

Weight: 197

ML Service: 0 + 000

Contract Status (Options remaining): Signed thru 2019 (2)

Acquired: July 31, 2018; Acquired from the St. Louis Cardinals in exchange for OF Conner Capel and OF Jhon Torres.



@Osc_merc

osc_merc

YEAR	CLUB	AVG	G	AB	R	H	2B	3B	HR	RBI	SH	SF	HB	BB	SO	SB	CS	SLG	OBP	OPS	E
2013	GCL Cardinals	.209	42	163	18	34	5	4	1	14	0	3	3	17	39	12	4	.307	.290	.597	15
2014	Johnson City	.224	60	245	41	55	9	1	3	25	0	1	8	20	37	*26	7	.306	.303	.609	33
2015	Peoria	.254	117	472	70	120	23	3	4	44	5	5	8	23	61	*50	*19	.341	.297	.638	41
2016	Palm Beach	.215	125	442	50	95	23	1	0	27	6	5	9	44	71	33	*20	.271	.296	.567	*32
2017	Springfield	.287	120	477	76	137	20	4	13	46	1	4	9	32	112	*38	*19	.428	.341	.769	6
2018	Memphis	.285	100	382	73	109	21	1	8	42	2	3	4	36	64	31	8	.408	.351	.759	5
	Columbus	.252	32	103	12	26	5	1	0	5	2	0	1	13	23	6	4	.320	.342	.662	2
Minor Lge. Totals		.252	596	2284	340	576	106	15	29	203	16	21	42	185	407	196	81	.350	.317	.667	134

CAREER TRANSACTIONS

2013 Selected by the St. Louis Cardinals in the 2nd round (57th overall) of the MLB June Amateur Draft.

2018 Acquired by Cleveland from the St. Louis Cardinals in exchange for OF Conner Capel and OF Jhon Torres, 7/31.

WORLD BASEBALL CLASSIC RECORD

YEAR	CLUB	AVG	G	AB	R	H	2B	3B	HR	RBI	SH	SF	HBP	BB	SO	SB	CS	E
2017	Colombia	.000	2	1	1	0	0	0	0	0	0	0	0	0	0	0	0	0

2018 SEASON HIGHLIGHTS

- ◆ Acquired at the 2018 trade deadline, hit a combined .278 (135-for-485) with 26 2B, 2 3B, 8 HR, 47 RBI and 37 steals...Recorded professional career-bests in runs (85), doubles, RBI and on-base pct. (.349)...Spent the first four months of the 2018 season with the Triple-A Memphis Redbirds, batting .285 (109-for-382) with 21 doubles, 1 triple, 8 home runs and 42 RBI in 100 games (.351/.408/.759)...Rated as the 5th-best prospect in the Indians system by *ESPN's* Kieth Law (entering 2019 season).

CAREER SNAPSHOT

MID-SEASON ALL-STAR

2015: Peoria (MID)

2017: Springfield (TEX)

MILB.COM ORGANIZATION ALL-STAR

2014: St. Louis (NL)


- ◆ At the time of the trade was leading the Pacific Coast League in stolen bases (31-for-39), was second in runs (73), tied for fourth in hits (109) and was leading the Cardinals system in steals and runs...Rated the 10th overall prospect in the Cardinals system according to *MLB.com* at the time...Combined on the year between the two stops appeared in 113 games in center field, eight games in left and nine games in right... Over his last 17 games with AAA Columbus, he batted .344 (21-for-61).

PRO CAREER

- ◆ **2017** Made the full conversion from shortstop to outfield, playing 108 games in centerfield...Named to the Texas League Mid-Season All-Star team...Led the Texas League in stolen bases (38) and caught stealing (19)... Ranked among the Texas League leaders in batting (.287, 10th), hits (137, 5th) and runs (76)...Recorded career-highs in hits (137), home runs (13)...Participated in the World Baseball Classic for Colombia and appeared in two games, scoring one run...Rated as the "Best Defensive Outfielder" in the Cardinals organization by *Baseball America*.
- ◆ **2016** Converted from shortstop to outfield in late July. Started 80 games at shortstop, 38 games in center field and one game at third base...Tied for second in the Florida State League with 33 stolen bases.
- ◆ **2015** Named to the Midwest League Mid-Season All-Star team...Led the Midwest League in stolen bases (50) and caught stealing (19)... Led all STL minor leaguers in steals and ranked in the Top-10 in runs (70, 3rd), hits (120, T7th) and doubles (23, T8th).
- ◆ **2014** Led the Appalachian League with 26 stolen bases, ranking third among Cardinals minor leaguers.

PERSONAL/MISCELLANEOUS

Full name **OSCAR MAURICIO MERCADO**...Single...Played high school baseball at Tampa Gaither High School, the same high school which produced Tampa Bay Rays manager Kevin Cash...Signed his letter of intent to play college baseball at Florida State University.
152 > Cleveland Indians



MAX MOROFF 26

Age: 25, born May 13, 1993 in Winter Park, FL

Resides: Winter Park, FL Position: Infielder

Bats: S Throws: R Height: 5-11 Weight: 190

ML Service: 1 + 008

Contract Status (Options): Signed thru 2019 (0)

Acquired: November 14, 2018; Acquired by the Cleveland Indians along with OF Jordan Luplow from the Pittsburgh Pirates in exchange for INF Erik Gonzalez, RHP Tahnaj Thomas and RHP Dante Mendoza.



@Max_Moroff

max_moroff

YEAR	CLUB	AVG	G	AB	R	H	2B	3B	HR	RBI	SH	SF	HB	BB	SO	SB	CS	SLG	OBP	OPS	E
2012	GCL Pirates	.343	23	67	17	23	3	0	1	7	2	2	1	17	11	7	3	.433	.471	.904	3
2013	West Virginia	.233	115	429	75	100	18	3	8	48	7	3	2	65	102	8	8	.345	.335	.680	33
2014	Bradenton	.244	130	467	57	114	30	6	1	50	7	3	3	54	129	21	15	.340	.324	.665	13
2015	Altoona	.293	*136	*523	*79	153	28	6	7	51	13	5	1	70	111	17	13	.409	.374	.783	19
2016	Indianapolis	.230	133	421	61	97	18	4	8	45	5	2	2	*90	129	9	7	.349	.367	.716	12
	Pittsburgh	.000	2	2	0	0	0	0	0	0	0	0	0	0	2	0	0	.000	.000	.000	--
2017	Indianapolis	.254	51	185	31	47	10	0	13	37	0	1	1	41	59	5	2	.519	.390	.909	13
	Pittsburgh	.200	56	120	19	24	4	1	3	21	1	1	2	16	43	0	1	.325	.302	.627	0
2018	Indianapolis	.223	74	247	38	55	14	2	8	38	4	3	0	43	68	5	0	.393	.334	.727	12
	Pittsburgh	.186	26	59	7	11	1	0	3	9	0	0	1	7	24	0	0	.356	.284	.640	1
Minor Lge. Totals		.252	662	2339	358	589	121	21	46	276	38	19	10	380	609	72	48	.381	.356	.737	105
CLEVELAND TOTALS		--	--	--	--	--	--	--	--	--	--	--	--	--	--	--	--	--	--	--	--
American League		--	--	--	--	--	--	--	--	--	--	--	--	--	--	--	--	--	--	--	--
National League		.193	84	181	26	35	5	1	6	30	1	1	3	23	69	0	1	.331	.293	.625	1
M.L. TOTALS		.193	84	181	26	35	5	1	6	30	1	1	3	23	69	0	1	.331	.293	.625	1

CAREER TRANSACTIONS

2012 Selected by the Pittsburgh Pirates in the 16th round (496th overall) of the June draft. Signed 7/13.

2018 Acquired by the Cleveland Indians along with Jordan Luplow from the Pittsburgh Pirates in exchange for Erik Gonzalez, Tahnaj Thomas and Dante Mendoza, 11/14.

FIELDING BY POSITION

PCT	G	PO	2018				PCT	G	PO	CAREER				
			A	E	TC	DP				A	E	TC	DP	
.975	17	18	21	1	40	6	Second Base	.992	45	52	66	1	119	22
1.000	6	4	10	0	14	3	Shortstop	1.000	22	17	52	0	69	7
-	-	-	-	-	-	-	Third Base	1.000	6	2	8	0	10	3
.981	23	22	31	1	54	9	Totals	.995	73	71	126	1	198	32

2018 SEASON HIGHLIGHTS

◆ Spent majority of season with Triple-A Indianapolis, where he made 28 starts at shortstop, 19 at third base, nine at second base, six in left field and two in right field...Was recalled a first time by Pittsburgh on April 16...Went 8-for-37 (.216) with two homers and six RBI in 16 games with the Pirates before being optioned back to Indianapolis on May 19...Was recalled again by the Pirates on June 29...Optioned back to Triple-A on July 23 and spent remainder of season with the Indians...Made a total of eight starts at second base and three at shortstop with Pittsburgh...Went 8-for-40 (.200) with two home runs and seven RBI in his 11 starts with the Pirates (club went 8-3).

PRO CAREER

◆ 2017 Split season between Indianapolis and Pittsburgh...Made 28 appearances at 2B, 16 at SS and 6 at 3B for the Pirates...Began season with Indianapolis and homered in each of his first three games...Homered from both sides of the plate on 5/6...Shared the I.L. lead in home runs (eight) at the time of his first recall to Pittsburgh on 5/8...Made his first big league start at second base on 5/8 at Los Angeles (NL)...Singled off Luis Avilan for first Major League hit and RBI on 5/9 at Los Angeles...Homered from both sides of the plate for a second time on 5/17 at Columbus...Was tied for first in the I.L. in homers (13), ranked second in OPS (.954) when he was recalled a second time by Pittsburgh on 6/2...Connected off St. Louis' Carlos Martinez for his first Major League home run on 7/16 at PNC Park...Homered and had a career-high four RBI on 9/4 vs. Chicago (NL)...Tied career high with four RBI on 10/1 at Washington.

◆ **2016** Spent all but one week of the season with Indianapolis, where he led the International League with 90 walks - the next highest total was 66...Reached base safely in 23 consecutive games from 6/12 to 7/5, the ninth-longest streak in the league in 2016...Was recalled by Pittsburgh on 7/31 and made his Major League debut that afternoon in Milwaukee; struck out as a pinch-hitter against lefty Will Smith... Was optioned back to Indianapolis on 8/4.

CAREER SNAPSHOT

MILB.COM ORGANIZATION ALL-STAR

2015: Pittsburgh (NL)

BASEBALL AMERICA DOUBLE-A ALL-STAR

2015: Altoona (EAS)

POSTSEASON/MIDSEASON ALL-STAR

2015: Altoona (EAS)

◆ **2015** Established MiLB career highs in nearly every offensive category while spending entire season with Double-A Altoona...Was named Pittsburgh's Minor League Player of the Year and the team MVP at Altoona...Was also selected to the Eastern League's Mid and Postseason All-Star teams...Led the league in games, at bats and runs...Also ranked second in hits, third in walks and fourth in total bases (214)...Set a club record for most hits in a season by a switch-hitter and his 153 hits were the most by a Curve player since Starling Marte had a franchise-record 178 in 2011...Posted the highest fielding percentage (.978) among qualifying second basemen and led Eastern League second basemen in assists (330) and double plays (76); finished second in putouts (215)...Produced a 30-game on-base streak from 4/10 to 5/15, the longest by any player in the league and three shy of club record.

◆ **2014** Spent entire season with High-A Bradenton...Tied for second among Pittsburgh farmhands in games played...Led Florida State League second basemen in fielding percentage (.980), games (123), total chances (647) putouts (239), assists (395) and double plays (88)...Also made five appearances (four starts) at shortstop.


◆ **2013** Spent first full professional season with Low-A West Virginia in the South Atlantic League...Made all 110 defensive appearances (109 starts) at shortstop...Set minor league career high in home runs.

PERSONAL/MISCELLANEOUS

Full name **MAX ANTHONY MOROFF**..Single...Is a 2012 graduate of Trinity Prep School in Winter Park, FL...Went 80-for-80 in stolen base attempts during his high school career...Was an All-District Central Florida first-team selection as a senior after hitting .408 with five home runs, 23 RBI and a .594 on-base pct...Committed to the University of Central Florida prior to signing with Pittsburgh... Was a member of the Maitland (FL) Little League team that represented the Southeast in the 2005 Little League World Series... His team advanced to the semi-final round before losing, 6-2, to the Vista (CA) team that went on to play in the US Championship Game...Served as the team's leadoff batter and went 4-for-10 with four runs in his four games during the tournament...Favorite teams growing up were the Orlando Magic and Tampa Bay Rays and is a big fan of UCF Golden Knights football...Favorite players growing up were Cal Ripken and Derek Jeter.

MOROFF'S CAREER GAME HIGHS

HITS: 3, Sept. 4, 2017 vs. Chicago (NL); **RUNS:** 2, four times; **DOUBLES:** 1, several; **HR:** 1, six times, last on July 14, 2018 vs. Milwaukee (game 2); **RBI:** 4, two times, last Oct. 1, 2017 at Washington; **SB:** n/a; **WALKS:** 2, five times; **HITTING STREAK:** 5 games, Sept. 3-8, 2017; **GRANDSLAMS:** n/a; **LEAD-OFF HR:** n/a; **"WALK-OFF" HR:** n/a; **PINCH-HIT HR:** n/a.



TYLER NAQUIN 30

Age: 27, born April 24, 1991 in Spring, TX

Resides: Iola, TX

Bats: L Throws: R

ML Service: 2 + 033

Position: Outfielder

Height: 6-2 Weight: 195

@TyNaquin
 tyler.naquin

Contract Status (Options): Signed thru 2019 (1)

Acquired: Selected by Cleveland in the 1st round (15th overall pick) of the 2012 First-Year Player Draft.

YEAR	CLUB	AVG	G	AB	R	H	2B	3B	HR	RBI	SH	SF	HB	BB	SO	SB	CS	SLG	OBP	OPS	E
2012	Mahoning Valley	.270	36	137	22	37	11	2	0	13	0	0	7	17	26	4	3	.380	.379	.758	2
2013	Carolina	.277	108	448	69	124	27	6	9	42	2	1	6	41	112	14	7	.424	.345	.769	4
	Akron	.225	18	80	9	18	3	0	1	6	0	0	0	5	22	1	3	.300	.271	.571	0
2014	Akron	.313	76	304	54	95	12	5	4	30	1	5	2	29	71	14	3	.424	.371	.795	1
2015	Akron	.348	34	141	16	49	12	1	1	10	0	1	3	15	24	7	1	.468	.419	.887	1
	Columbus	.263	50	186	34	49	13	0	6	17	3	2	2	25	49	6	2	.430	.353	.784	1
2016	CLEVELAND	.296	116	321	52	95	18	5	14	43	2	2	4	36	112	6	3	.514	.372	.886	2
	Columbus	.286	17	70	6	20	3	1	1	8	0	1	0	8	15	1	2	.400	.354	.754	0
2017	CLEVELAND	.216	19	37	4	8	2	0	0	1	0	1	0	2	9	0	1	.270	.250	.520	0
	Columbus	.298	80	295	42	88	14	4	10	51	1	4	0	30	71	5	2	.475	.359	.833	0
2018	CLEVELAND	.264	61	174	22	46	7	0	3	23	0	1	2	6	42	1	1	.356	.295	.651	0
	Akron	.000	1	2	0	0	0	0	0	0	0	0	0	1	1	0	0	.000	.333	.333	--
	Columbus	.125	5	16	1	2	1	0	0	0	0	0	0	0	5	0	0	.188	.125	.313	0
Minor Lge. Totals		.287	425	1679	253	482	96	19	32	177	7	14	20	171	396	52	23	.424	.357	.781	9
CLEVELAND TOTALS		.280	196	532	78	149	27	5	17	67	2	4	6	44	163	7	5	.445	.340	.785	2
American League		.280	196	532	78	149	27	5	17	67	2	4	6	44	163	7	5	.445	.340	.785	2
National League		--	--	--	--	--	--	--	--	--	--	--	--	--	--	--	--	--	--	--	--
M.L. TOTALS		.280	196	532	78	149	27	5	17	67	2	4	6	44	163	7	5	.445	.340	.785	2

CAREER TRANSACTIONS

- 2009 Selected by the Baltimore Orioles in the 33rd round of the June draft. Did not sign.
- 2012 Selected by the Cleveland Indians in the 1st round (15th overall) of the June draft. Signed on 6/15.
- 2018 DL - left hamstring strain, 5/12-6/14...rehab AA Akron, 6/3...rehab AAA Columbus, 6/6-13.
- 2018 DL - right hip surgery, 7/26-remainder of season.

POSTSEASON RECORD

YEAR	CLUB	AVG	G	AB	R	H	2B	3B	HR	RBI	SH	SF	HBP	BB	SO	SB	CS	E
2016	CLE (ALDSvBOS)	.250	2	4	0	1	0	0	0	2	0	0	0	0	3	0	0	0
	CLE (ALCSvTOR)	.167	4	12	0	2	2	0	0	0	0	0	0	6	0	0	0	
	CLE (WSvCHI)	.143	5	7	0	1	0	0	0	0	1	0	0	1	5	0	0	
TOTALS		.174	11	23	0	4	2	0	0	2	1	0	0	1	14	0	0	

FIELDING BY POSITION

PCT	G	PO	2018				TC	DP	PCT	G	PO	CAREER			
			A	E	A	E						TC	DP		
1.000	60	123	2	-	125	0	Outfield	.994	186	321	8	2	331	0	

2018 SEASON HIGHLIGHTS

- ◆ Spent virtually the entire season between Cleveland and two trips to the disabled list, the second of which required surgery that ended his season...Was the club's Opening Day left fielder and overall on the year made 29 starts in right field (39 games), 14 starts in center field (19 games) and four starts in left field (five games)...His first homer on April 2 at the LA Angels was his first since his walk-off, inside-the-park HR vs. Toronto on 8/19/2016... Optioned to AAA Columbus on April 6 and recalled two days later after Chisenhall went on the D.L. (did not appear in a game during optional assignment).
- ◆ Was on the 10-day D.L., May 12-June 14, with a left hamstring strain suffered on May 11 vs. KC...Hit .212 (21-for-99) with 4 2B & 12 RBI in 25 games after his return... Enjoyed an 11-game hitting streak from May 1-June 17, a career-best...Over his last 12 games, Tyler was 12-for-43 (.279) with 7 runs, 2 2B, 1 homer & 7 RBI prior to the abrupt end to his season.

- ◆ Was scratched from the lineup on July 27 at Detroit (last game, 7/25 vs. PIT) and was later diagnosed with a stress reaction in his right hip...Underwent surgery to stabilize the stress reaction on August 2 at the Cleveland Clinic (Dr. James Rosneck; 6-to-10 week recovery)... Rosneck inserted three screws in Naquin's femur...Was sidelined in 2015 with a similar injury...Rehabbed in Cleveland until transitioning his rehab to Arizona in early September.

PRO CAREER

- ◆ **2017** Spent most of season in AAA Columbus, spending three stints with Cleveland around six-week stint on minor league disabled list, 5/36/2, with lower back soreness...Opened season on big league roster after Chisenhall's late spring injury.
- ◆ **2016** Finished third in BBWAAA.L. Rookie of Year voting...Also named to **Tops** and **Baseball America** Major League rookie All-Star teams after season...Made the club out of spring (Brantley D.L.; Almonte suspended)...Made Major League debut on 4/5 vs. Boston and collected first career hit the next night vs. Boston off Clay Buchholz... Hit first career home run on 6/3 vs. KC off Edinson Volquez...Hit two HR with six RBI on 7/20 at KC to equal club rookie single-game record for RBI...Also collected 10 total bases in the game to equal rookie club record (tied for club 2016 single-game high)...Became first Tribe rookie to have a multi-homer game that included at least six RBIs since 1986 (Cory Snyder), while no rookie had enjoyed a six-RBI game since 1990 (Turner Ward)...Finished tied for 10th in A.L. in 3B...Hit walk-off inside-the-park home run on 8/19 vs. Toronto off Roberto Osuna...Became second player in Indians history to hit a walk-off inside-the-park homer, joining Braggo Roth on 8/13/1916 vs. the St. Louis Browns (League Park) as the Indians became the first team in MLB history to have a game-tying HR (José Ramírez) and a walk-off inside-the-park HR in same inning (**Elias**)...six such home runs of that variety from 1991-2016 (last Angel Pagan 2013)...No extra-base-hits in last 59 at-bats (9/6)...Made 10 starts in center field in Postseason (11 games, 4-for-23, .174, 2 2B, 2 RBI).
- ◆ **2015** Hit a combined .300 (98/327) in 84 games between Akron and Columbus (.828 OPS)... Season started late (4/24) at Akron as he recovered from spring training quad strain...Missed 17 days with concussion symptoms from 7/30-8/15 after outfield wall collision on 7/29 vs. Indianapolis...Did not play at Columbus after 8/24 due to right hip soreness.
- ◆ **2014** Spent entire season at AA Akron where his season ended on 6/27 vs. Harrisburg after suffering a broken left hand (HBP) that eventually required surgery one week later... Ranked near top of Eastern League batters in average and runs scored... Named sixth-best prospect (and Best Outfield Arm) in Indians system entering 2015 (**Baseball America**)
- ◆ **2013** Tied for second in organization in runs (78) and hits (142) in his first full season...Entered 2013 as the sixth-best prospect in the system according to **MLB.com** and 4th-best according to **BA**...Batted .339 (39/115) in 27 games (22 runs) in AZ Fall League.

PERSONAL/MISCELLANEOUS

Full name **TYLER WESLEY NAQUIN**...Single...Played his college ball at Texas A&M where he batted .380 (92-242) during his 2012 junior season with 3 HR & 49 RBI in 61 games (.999 OPS)...The first-team All-Big 12 selection was also a semifinalist for 2012 USA Baseball Golden Spikes Award and received **Louisville Slugger** Third-Team All-America honors...As a sophomore, led all NCAA Division I batters in hits (104) and hit a Big 12-best .381 (104-for-273)...He was named Big 12 Player of the Year and garnered All-America honors from **College Baseball Insider** (First Team), **American Baseball Coaches Association/Rawlings** and **Collegiate Baseball** (both second-team) on an Aggie team that advanced to the CWS...Member of the 2011 USA Baseball Collegiate National Team, batting .321 (17-53) in 12 games that summer...Finished three-year collegiate career with a .348 (238-687) average...Entering the draft he was named the "Best Pure Hitter" by **Baseball America** and was listed by the same publication as having the "Best Arm" among draft-eligible amateur players...Three-year letterwinner at Klein Collins High School in Spring, TX, graduating in 2009...2017-19 TribeFest participant.

CAREER SNAPSHOT

BEST PLAY, OFFENSE - MLB.COM AWARDS

2016: Cleveland (AL)

ROOKIE OF THE MONTH

June 2016: Cleveland (AL)

July 2016: Cleveland (AL)

MLB.COM ORGANIZATION ALL-STAR

2013: Cleveland (AL)

2014: Cleveland (AL)

ALL-PROSPECT TEAM

2013: Surprise (AFL)

MID-SEASON ALL-STAR

2013: Carolina (CAR)

2016 AMERICAN LEAGUE ROOKIE OF THE YEAR VOTING

Player (Team)	1st	2nd	3rd	PTS
1. Michael Fulmer (DET)	26	4		142
2. Gary Sanchez (NYY)	4	23	2	91
3. Tyler Naquin (CLE)	2	14		20

NAQUIN'S CAREER GAME HIGHS

HITS: 3, five times, last July 11, 2018 vs. CIN; **RUNS:** 2, 13 times, last July 21, 2018 @TEX; **DOUBLES:** 2, two times, last August 14, 2016 vs. LAA; **HR:** 2, July 20, 2016 @KC; **RBI:** 6, July 20, 2016 @KC; **SB:** 1, several times; **WALKS:** 2, several; **HITTING STREAK:** 11 games, May 1-June 17, 2018; **GRAND SLAMS:** n/a; **LEAD-OFF HR:** n/a; **"WALK-OFF" HR:** August 19, 2016 vs. Toronto (Osuna); **INSIDE-THE-PARK HR:** August 19, 2016 vs. Toronto (Osuna); **PINCH-HIT HR:** n/a; **EJECTIONS:** 0.

NAQUIN'S FAVORITES

Favorite Movie: Tombstone

Favorite Group/Artist: The SteelDrivers

Favorite Athlete Growing Up:
Ken Griffey, Jr.

Person Who Has Most Influenced You:
Brother (Zac)

Favorite Road City: Dallas/Ft. Worth

Favorite Road Stadium: Yankee Stadium

Favorite TV Show: Hell on Wheels



DIONER NAVARRO 17

SPRING INVITEE

Age: 35, born February 9, 1984 in Caracas, VZ

Resides: Riverview, FL Position: Catcher

Bats: S Throws: R Height: 5-9 Weight: 215

ML Service: 10 + 091

Pronunciation: \dee-Ahh-ner\

Contract Status: Signed thru 2019

Acquired: February 4, 2019; Signed by Cleveland to a Minor League free agent contract.

YEAR	CLUB	AVG	G	AB	R	H	2B	3B	HR	RBI	SH	SF	HB	BB	SO	SB	CS	SLG	OBP	OPS	E
2001	GCL Yankees	.280	43	143	27	40	10	1	2	22	1	5	0	17	23	6	0	.406	.345	.751	--
2002	Greensboro	.238	92	328	41	78	12	2	8	36	0	2	5	39	61	1	2	.360	.326	.686	--
	Tampa	.500	1	2	1	1	0	0	0	0	0	0	0	0	0	0	0	.500	.500	1.000	--
2003	Tampa	.299	52	197	28	59	16	4	3	28	1	2	4	17	27	1	0	.467	.364	.831	--
	Trenton	.341	58	208	28	71	15	0	4	37	1	5	1	18	26	2	3	.471	.388	.859	--
2004	Trenton	.271	70	255	32	69	14	1	3	29	1	2	1	33	44	1	0	.369	.354	.723	--
	Columbus	.250	40	136	18	34	8	2	1	16	0	4	1	14	17	1	0	.360	.316	.676	--
	New York-AL	.429	5	7	2	3	0	0	0	1	0	0	0	0	0	0	0	.429	.429	.857	0
2005	Las Vegas	.266	75	241	31	64	12	0	6	29	2	3	2	38	24	2	2	.390	.366	.756	1
	Los Angeles-NL	.273	50	176	21	48	9	0	3	14	1	0	2	20	21	0	0	.375	.354	.729	2
2006	Los Angeles-NL	.280	25	75	5	21	2	0	2	8	0	0	0	11	18	1	0	.387	.372	.759	1
	Las Vegas	.175	11	40	3	7	2	0	0	2	0	0	0	3	7	1	0	.225	.233	.458	0
	Tampa Bay	.244	56	193	23	47	7	0	4	20	1	1	1	20	33	1	1	.342	.316	.658	7
2007	Tampa Bay	.227	119	388	46	88	19	2	9	44	7	5	1	33	67	3	1	.356	.286	.641	14
	Vero Beach	.400	4	10	4	4	1	0	1	4	0	0	2	6	1	1	0	.800	.667	1.467	0
2008	Tampa Bay	.295	120	427	43	126	27	0	7	54	3	3	3	34	49	0	4	.407	.349	.757	5
2009	Tampa Bay	.218	115	376	38	82	15	0	8	32	8	3	5	18	51	5	2	.322	.261	.583	5
2010	Tampa Bay	.194	48	124	11	24	5	0	1	7	5	0	1	12	20	0	1	.258	.270	.528	4
	Durham	.284	43	141	19	40	9	0	2	21	1	2	2	23	25	3	0	.390	.387	.777	0
2011	Chattanooga	.143	5	14	0	2	0	0	0	1	0	0	0	3	1	2	0	.143	.294	.437	1
	Los Angeles-NL	.193	64	176	13	34	6	1	5	17	3	2	1	20	35	0	0	.324	.276	.600	7
2012	Louisville	.319	62	207	24	66	12	0	5	32	2	6	2	23	24	0	0	.449	.382	.832	3
	Cincinnati	.290	24	69	6	20	3	1	2	12	1	1	0	2	12	0	0	.449	.306	.755	1
2013	Chicago-NL	.300	89	240	31	72	7	0	13	34	0	1	2	23	36	0	1	.492	.365	.856	5
2014	Toronto	.274	139	481	40	132	22	0	12	69	0	6	1	32	76	3	0	.395	.317	.712	3
2015	Toronto	.246	54	171	17	42	7	0	5	20	0	4	0	17	29	0	0	.374	.307	.682	4
	Buffalo	.286	5	14	1	4	1	0	1	4	0	1	0	2	4	0	0	.571	.353	.924	0
2016	Chicago-AL	.210	85	271	25	57	13	2	6	32	2	3	2	20	63	1	2	.339	.267	.606	8
	Toronto	.182	16	33	1	6	0	0	0	3	0	0	0	3	8	0	0	.182	.250	.432	1
2017																					
2018	Long Island (Ind)	.268	20	71	10	19	3	0	3	13	1	2	0	4	5	0	0	.437	.299	.735	2
	Minor Lge. Totals	.278	561	1936	257	539	112	10	36	261	9	32	20	236	284	21	7	.402	.357	.760	5
	CLEVELAND TOTALS	--	--	--	--	--	--	--	--	--	--	--	--	--	--	--	--	--	--	--	--
	American League	.246	757	2471	246	607	115	4	52	282	26	25	14	189	396	13	11	.359	.300	.658	51
	National League	.265	252	736	76	195	27	2	25	85	5	4	5	76	122	1	1	.409	.336	.745	16
	M.L. TOTALS	.250	1009	3207	322	802	142	6	77	367	31	29	19	265	518	14	12	.370	.308	.678	67

ALL-STAR GAME RECORD

YEAR	CLUB	AVG	G	AB	R	H	2B	3B	HR	RBI	SH	SF	HBP	BB	SO	SB	CS	E
2008	TB (at NYY)	.250	1	4	0	1	0	0	0	0	0	0	0	1	2	0	0	1

POSTSEASON RECORD

YEAR	CLUB	AVG	G	AB	R	H	2B	3B	HR	RBI	SH	SF	HBP	BB	SO	SB	CS	E
2008	TB (ALDS vCWS)	.400	4	15	1	6	3	0	0	3	0	0	0	1	2	0	0	0
	TB (ALCS vBOS)	.192	7	26	1	5	0	0	0	2	0	0	0	2	4	0	1	0
	TB (WS vPHI)	.353	5	17	2	6	1	0	0	0	0	0	0	1	5	0	0	1
2012	CIN (NLDS vSF)	.250	2	4	0	1	0	0	0	0	0	0	0	1	2	0	0	0
2015	TOR(ALDS vTEX)	.200	2	5	1	1	1	0	0	0	0	0	0	0	0	0	0	0
	TOR(ALCS vKC)	.000	3	8	0	0	0	0	0	0	0	0	0	1	5	0	0	0
2016	TOR(ALCS vCLE)	1.000	2	2	0	2	0	0	0	0	0	0	0	0	0	0	0	0
	TOTALS	.273	25	77	5	21	5	0	0	5	0	0	0	6	18	0	1	1

FIELDING BY POSITION

PCT	2018								CAREER							
	G	PO	A	E	TC	DP	PB	PCT	G	PO	A	E	TC	DP	PB	
-	-	-	-	-	-	-	-	Catcher	.990	891	6113	422	67	6602	54	50

CAREER TRANSACTION

2000 Signed by the New York Yankees as an amateur free agent, 8/21.
2005 Traded by the NY Yankees with Brad Halsey, Javier Vazquez and cash to the Arizona D-backs for Randy Johnson, 1/11.
2005 Traded by Arizona with William Juarez, Danny Muegge and Beltran Perez to the Los Angeles Dodgers for Shawn Green, 1/11.
2006 DL - bruised right wrist, 5/5-6/15. Rehab assignment at Class AAA Las Vegas, 6/9-15.
2006 Traded by the Los Angeles Dodgers with a player to be named (Justin Ruggiano) and Jae Weong Seo to the Tampa Bay Devil Rays for Toby Hall, Mark Hendrickson and cash, 6/27.
2008 DL - right finger lacerations, 4/5-4/22. Rehab assignment at Class A Vero Beach, 4/18-22.
2010 Granted Free Agency, 12/2. 2010 Signed as a Free Agent with the Los Angeles Dodgers, 12/14.
2011 DL - strained right oblique, 3/31-4/25. Rehab assignment to Class AA Chattanooga, 4/20-25.
2011 Released by the Los Angeles Dodgers, 8/30.
2012 Signed as a Free Agent with the Cincinnati Reds, 11/16 2012 Granted Free Agency, 10/29.
2012 Signed as a Free Agent with the Chicago Cubs, 11/16.
2013 Granted Free Agency, 10/31. 2013 Signed as a Free Agent with the Toronto Blue Jays, 12/2.
2015 DL - strained left hamstring, 4/22-6/2. Rehab assignment to Class AAA Buffalo, 5/28-6/2. Granted Free Agency, 11/2.
2015 Signed as a Free Agent with the Chicago White Sox, 12/4.
2016 Traded by the Chicago White Sox to the Toronto Blue Jays for Colton Turner, 8/26. Granted Free Agency, 11/3.
2019 Signed as a Free Agent with the Cleveland Indians, 2/4.

CAREER HIGHLIGHTS

◆ Was an American League All-Star with Tampa Bay in 2008 and participated in the Future's Game in 2004 as a Yankees farmhand... Has not played since the 2016 season with Toronto, his last games coming as a member of the Toronto Blue Jays in the ALCS vs. the Indians...Is a .265 (222-838) hitter with 34 homers and 106 RBI from the right side of the plate against LHP (.762 OPS)... Has appeared in 25 Postseason games with Tampa Bay, Cincinnati and Toronto...Did not play in 2017 and played in 20 games for the independent Long Island Ducks in August 2018...Played in 22 games in the Liga Venezuela Beisbol Profesional (LVBP) for La Guaira in the 2018 offseason, batting .284 (21-for-74) with 4 2B, 2 HR, 10 RBI (.748 OPS).

PRO CAREER


- ◆ **2014** Set career highs in games (139), hits (132) and RBI (69) with Toronto.
- ◆ **2012** Was an International League Midseason All-Star for AAA Louisville (Reds)...Hit a game-ending triple on 9/27 vs. Milwaukee, becoming the first Reds player to record a walkoff triple since Reggie Sanders in 1993.
- ◆ **2008** Set career highs in doubles (27) and walks (34) in his third season with Tampa Bay ... His .295 (126-427) average led the team and ranked second among MLB Cs behind Minnesota's Joe Mauer (.330)...Was selected to his first AL All-Star Team, becoming the first catcher in Rays history to receive the honor...At 24 years old, was the youngest starting catcher on an AL pennant-winning team since Baltimore's Andy Etchebarren (23) in 1966.
- ◆ **2005** Was traded by New York-AL with pitchers Brad Halsey and Javier Vazquez and cash to Arizona in exchange for pitcher Randy Johnson on 1/11...On the same day, was traded to Los Angeles-NL with pitchers Danny Muegge, William Juarez and Beltran Perez in exchange for outfielder Shawn Green...Hit his first career home run on 8/12 vs. the Mets, a game-ending solo shot off Braden Loper.
- ◆ **2004** Made MLB debut as a defensive replacement on 9/7 vs. Tampa Bay...Recorded his first career hit and RBI on 9/13 at Kansas City, a pinch-hit RBI single off Chris George in the ninth inning.

PERSONAL/MISCELLANEOUS

Full name **DIONER FAVIAN NAVARRO**...Wife, Sherley...Three children: Gerson, Dioner and Devin ... With his wife, established the Dioner Navarro Family Foundation in 2009...Did not play in 2017 in order to care for his ailing wife, who had suffered a brain hemorrhage.

NAVARRO'S CAREER GAME HIGHS

HITS: 4, four times, last May 22, 2009 at Florida; **HR:** 3, May 29, 2013 vs. CWS (only career multi-homer game); **RBI:** 6, May 29, 2013 vs. CWS; **RUNS:** 4, May 29, 2013 vs. CWS; **SB:** 1, several; **HITTING STREAK:** 10 games, 6/15-28/2008; **GAME-ENDING HOME RUNS:** 2, last Sept. 25, 2007 vs. NYY; **GRAND SLAMS:** 2, last Aug. 5, 2008 at Toronto; **PINCH-HIT HOME RUNS:** 3, last Sept. 2, 2014 at TB.



TYLER OLSON 49

Age: 29, born October 2, 1989 in Spokane, WA

Resides: Spokane, WA Position: Pitcher

Bats: R Throws: L Height: 6-3 Weight: 205

ML Service: 1 + 114

Contract Status: Signed thru 2019 (0 options remaining)

Acquired: July 9, 2016; Selected off waivers by Cleveland from the Kansas City Royals.



@tolson_13

tolson13

		OPPONENTS																			
YEAR	CLUB	W-L	ERA	G	GS	CG	SHO	SV	IP	H	R	ER	HR	HB	BB	SO	WP	BK	AVG	SLG	OBP
2013	Everett	2-4	4.33	18	8	1	1	1	54.0	61	33	26	1	3	20	48	6	0	.282	.375	.347
2014	High Desert	2-1	3.13	5	5	0	0	0	23.0	21	8	8	0	1	10	27	2	0	.236	.270	.320
	Jackson	10-7	3.52	22	22	1	0	0	125.1	126	55	49	8	7	25	100	2	0	.260	.384	.303
2015	Seattle	1-1	5.40	11	0	0	0	0	13.1	18	8	8	2	1	10	8	0	1	.346	.596	.460
	Tacoma	3-5	4.47	25	6	0	0	0	54.1	61	40	27	7	2	17	53	0	2	.276	.475	.331
2016	Scranton/WB	1-2	5.27	11	3	0	0	0	27.1	31	17	16	2	1	8	21	1	0	.290	.421	.345
	New York-AL	0-0	6.75	1	0	0	0	0	2.2	3	2	2	0	0	2	0	0	0	.300	.500	.385
	Omaha	0-0	2.84	5	0	0	0	0	6.1	10	3	2	1	0	2	2	0	0	.357	.464	.400
	Columbus	1-0	5.91	9	0	0	0	0	10.2	12	9	7	1	1	6	10	1	0	.273	.386	.373
2017	Columbus	2-0	3.21	34	0	0	0	2	42.0	28	16	15	7	3	12	54	1	0	.189	.365	.264
	CLEVELAND	1-0	0.00	30	0	0	0	1	20.0	13	0	0	0	1	6	18	0	0	.188	.217	.263
2018	CLEVELAND	2-1	4.94	43	0	0	0	0	27.1	26	16	15	4	0	12	40	1	0	.245	.434	.322
	Columbus	2-1	3.65	17	0	0	0	1	12.1	8	7	5	0	0	3	18	0	0	.186	.256	.234
Minor Lge. Totals		23-20	3.93	146	44	2	1	5	355.1	358	188	155	27	18	103	333	13	2	.259	.388	.317
CLEVELAND TOTALS		3-1	2.85	73	0	0	0	1	47.1	39	16	15	4	1	18	58	1	0	.223	.349	.299
American League		4-2	3.55	85	0	0	0	1	63.1	60	26	25	6	2	30	66	1	1	.253	.409	.341
National League		--	--	--	--	--	--	--	--	--	--	--	--	--	--	--	--	--	--	--	--
M.L. TOTALS		4-2	3.55	85	0	0	0	1	63.1	60	26	25	6	2	30	66	1	1	.253	.409	.341

CAREER TRANSACTIONS

- 2012 Selected by the Oakland Athletics in the 17th round of the June draft, but did not sign.
- 2013 Selected by the Seattle Mariners in the 7th round of the June draft. Signed, 6/13.
- 2015 DL - right knee contusion, 5/3-6/1.
- 2015 Traded by the Seattle Mariners to the Los Angeles Dodgers for player to be named or cash, 12/18.
- 2016 Traded by the Los Angeles Dodgers with Ronald Torreyes to the New York Yankees for Rob Segedin and cash, 1/12.
- 2016 Selected off waivers by the Kansas City Royals from the New York Yankees, 6/14.
- 2016 Selected off waivers by the Cleveland Indians from the Kansas City Royals, 7/9.
- 2018 DL- left lat strain, 6/17-7/10. Rehab at AAA Columbus, 7/4-7.

POSTSEASON PITCHING RECORD

YEAR	CLUB	W-L	ERA	G	GS	CG	SHO	SV	IP	H	R	ER	HR	HB	BB	SO	WP	BK
2017	CLE (ALDS vNYY)	0-0	0.00	3	0	0	0	0	2.0	1	0	0	0	0	0	2	0	0

FIELDING BY POSITION

PCT	G	PO	2018				DP	PCT	G	PO	CAREER			
			A	E	TC	DP					A	E	TC	DP
1.000	43	2	1	0	3	0	Pitcher	85	3	6	0	9	2	

PITCHERS HITTING

AVG	AB	2018			RBI	AVG	AB	CAREER		
		H	HR	RBI				H	HR	RBI
--	--	--	--	--	--	--	--	--	--	--

2018 SEASON HIGHLIGHTS

- ◆ Opened the season on the Major League club, and after a stint on the Disabled List and two tenures with AAA Columbus, ended the season on a positive note...After recording 30 scoreless outings over 20.0 innings in 2017, he allowed two runs in his 2018 debut at Seattle on a Mitch Haniger home run...Was with the Indians from Opening Day until being placed on the 10-day D.L. on June 17 with a left lat strain...Activated from the D.L. on July 11...Was optioned to AAA Columbus, July 20-August 12 and again from August 18-28...Was with Cleveland August 13-17 and from August 29 through the end of the season.

- ◆ With Columbus, he recorded an ERA of 3.65 (5ER/12.1IP) and limited Triple-A hitters to a .186 (8-for-43) average against, including a .143 (3-for-21) mark by left-handed hitters...Did not allow a homer at AAA...Recorded an ERA of 7.65 over his first 29 games with Cleveland (15ER/17.2IP) and did not allow a run over his last 14 outings after July 13 (9.2IP, 5H, 0 runs, 4BB, 16SO).
- ◆ 34 of his 43 outings were scoreless on the season...Lefties recorded an average of .182 (10-for-55) with an OPS of .595... Righties posted a season OPS of .926...Struck out 25 of 60 left-handed batters faced (41.7%)...Recorded five holds on the year...Batters hit .366 (15-for-41) with runners on base and .333 (8-for-24) with RISP... Allowed no extra-base hits in his last 7.1 innings pitched.

PRO CAREER

- ◆ **2017** Did not allow a run in any of his 30 appearances with Cleveland, covering 20.0 innings...Tied Paul Assenmacher for the longest scoreless appearance streak in Indians franchise history, and also represented the longest scoreless appearance streak in MLB in 2017...For the season he limited Triple-A left-handed batters to a .127 (9/71, 5HR) average against and an overall mark of .170 (8/47) average against with runners on...Spent two stints with Cleveland, 7/21-24 and 7/31-remainder of season...Limited lefties to a .162 (6/37, .460 OPS) average against and an overall mark of .059 (2/34) with runners on...Olson's .059 BAA with runners on represented the lowest in Major League Baseball (min. 30 BF with men on)...Earned win on 9/20 at LA Angels and tossed a scoreless 9th inning the following day to preserve a 4-1 win and notch his first Major League save...In going the entire season without allowing a single run, Olson set a number of records, both at the franchise and league levels...Olson's 20.0 scoreless innings (0R/0ER) now rank as the most in MLB history for a season in which a pitcher allowed no runs, previously held by Karl Spooner - 18.0IP for Brooklyn in 1954... Earl Moore did not allow an earned run in 26.0 innings for Philadelphia-NL in 1908, but surrendered four unearned runs over just three appearances (all starts)...His 30 appearances in a completely scoreless season (0R/0ER) shattered the previous MLB record of 14 by Eric Gunderson (NYM) in 1994.
- ◆ **2016** Split the season between the Yankees, Royals and Indians organizations, making one Major League appearance for the Yankees on 4/15 vs. Seattle, his former club...Around that outing he appeared in 11 games/3 starts for the Yankees Triple-A club before being designated on 6/7 and later claimed by the Royals...Appeared in five games for AAA Omaha (2ER/6.1IP) before being designated on 7/5 and claimed by the Indians on 7/9 and optioned to AAA Columbus...Was outrighted off the 40-man on 8/14 (Michael Martínez claimed from BOS on 8/4) and spent the rest of the season with the Clippers...Was on the minor league disabled list from 8/17-9/1 with migraine headaches...Combined on the year allowed a Minor League batting average of .209 (14/67, .632 OPS) vs. left-handed batters...Did not allow a run over his three playoff outings for Columbus (2.0IP, 4SO).
- ◆ **2015** Saw his first Major League action with Seattle (13.1IP/8ER)...Made his first career Opening Day roster after not pitching above Double-A prior...Made his Major League debut on 4/7 vs. Los Angeles-AL...First pitcher to record two outs and throw only one pitch in his Major League debut since at least 1988, the earliest season for which Baseball-Reference has complete pitch data (Aybar GIDP)...Earned his first Major League win on 4/11 at Oakland...Was placed on the 15-day disabled list on 5/9 (retroactive to 5/3) - 6/2 with a right knee bruise...Optioned to Tacoma on 6/2...Did not allow a run in 12.2 spring innings to make the club.
- ◆ **2014** Combined to go 12-8 with a 3.46 ERA (148.1IP, 57ER) and 127K in 27 starts with Single-A High Desert and AA Jackson...Led all Mariners minor leaguers in wins, innings pitched and strikeouts (Organizational All-Star according to *MiLB.com*).

PERSONAL/MISCELLANEOUS


Full name **TYLER RAY OLSON**...Married, Shayna...Son, Maddox...Graduated from University High School (Wash.) in June 2008...Played college baseball at Gonzaga University and was named 2013 West Coast Conference Pitcher of the Year and WCC Pitcher of the Month for April 2013...2018-19 Tribe Fest participant.

OLSON'S FAVORITES

Favorite Movie: For Love of the Game
Favorite Group/Artist: Chris Stapleton
Favorite Athlete Growing Up: Jamie Moyer
Person Who Has Most Influenced You: Dad (Jeff)
Favorite Road City: Seattle
Favorite Road Stadium: T-Moible Park
Favorite TV Show: Sons of Anarchy
Favorite School Subject: Phys. Ed.

OLSON'S CAREER GAME HIGHS

BB's: 2, seven times, last June 12, 2018 @CWS; **K's:** 4, September 10, 2018 @TB; **LONGEST OUTING:** 3.0IP, May 2, 2015 @HOU (with SEA); **HR:** 1, six times, last July 12, 2018 vs. NYY; **LAST WIN:** September 22, 2018 vs. Boston; **LAST SAVE:** September 21, 2017 @LAA; **CONSECUTIVE SCORELESS APPS:** 30 games, 20.0IP, T2nd longest scoreless appearance streak to begin season in MLB history (Mike Myers - 35 apps. to begin 2000).



R.C. ORLAN

76

SPRING INVITEE

Age: 28, born September 28, 1990 in Bryn Mawr, PA



@RcRcorlan11

Resides: Chapel Hill, NC

Position: Pitcher

Bats: R

Throws: L

Height: 6-0

Weight: 215

ML Service: 0 + 000

Contract Status: Signed thru 2019

Acquired: December 14, 2017; Selected by Cleveland in the Triple-A Phase of the Rule 5 Draft. Re-signed by club, Oct. 29, 2018.

		OPPONENTS																			
YEAR	CLUB	W-L	ERA	G	GS	CG	SHO	SV	IP	H	R	ER	HR	HB	BB	SO	WP	BK	AVG	SLG	OBP
2013	Auburn	1-5	3.65	13	11	0	0	0	56.2	54	27	23	2	4	22	47	2	1	.256	.341	.333
2014	Hagerstown	0-2	6.28	6	0	0	0	0	14.1	17	10	10	3	1	7	21	2	0	.288	.559	.373
	Auburn	1-0	4.19	17	0	0	0	1	34.1	35	17	16	4	3	11	37	5	1	.254	.406	.322
2015	Hagerstown	3-1	3.23	27	1	0	0	4	55.2	53	24	20	3	0	20	68	9	0	.254	.359	.315
	Potomac	0-0	2.20	8	0	0	0	1	16.1	12	5	4	2	0	8	17	2	0	.203	.390	.299
2016	Potomac	5-6	3.93	41	0	0	0	9	52.2	39	26	23	3	0	46	46	9	0	.211	.314	.365
2017	Potomac	2-1	3.21	19	0	0	0	5	28.0	20	11	10	4	2	6	29	4	1	.196	.373	.255
	Harrisburg	1-3	5.09	25	0	0	0	0	23.0	26	14	13	5	1	10	24	0	0	.277	.511	.352
2018	AZL Indians 2	0-0	1.69	5	1	0	0	0	5.1	3	1	1	0	0	1	10	3	0	.167	.222	.200
	AZL Indians 1	0-0	0.00	1	0	0	0	1	1.1	2	0	0	0	0	0	4	0	0	.333	.667	.333
	Akron	1-0	0.00	10	0	0	0	2	15.2	8	1	0	0	0	2	14	2	0	.140	.175	.169
	Lynchburg	0-0	1.59	5	0	0	0	0	5.2	5	1	1	0	0	2	8	0	0	.227	.273	.292
	Columbus	0-0	0.00	2	0	0	0	0	1.2	2	0	0	0	0	2	3	1	0	.286	.286	.444
Minor Lge. Totals		14-18	3.51	179	13	0	0	23	310.2	276	137	121	26	11	137	328	39	3	.237	.368	.320

WORLD BASEBALL CLASSIC PITCHING RECORD

YEAR	CLUB	W-L	ERA	G	GS	CG	SHO	SV	IP	H	R	ER	HR	HB	BB	SO	WP	BK
2017	Team Israel	0-0	5.40	2	0	0	0	0	1.2	1	3	1	0	0	0	1	0	0

CAREER TRANSACTIONS

- 2009 Selected by the Los Angeles Dodgers in the 44th round of the June Amateur Draft, did not sign.
- 2012 Selected by the Washington Nationals in the 30th round (924th overall) of the June Amateur Draft.
- 2017 Selected by the Cleveland Indians in the Triple-A Phase of the Rule 5 draft, 12/14.

2018 SEASON HIGHLIGHTS


- ◆ Season did not start until June 22 after missing the first two and a half months with a left shoulder strain...Rehabbed for both squads in the Rookie Arizona League before being activated at AA Akron on July 14...Was with Lynchburg, July 19-31, and spent August with Akron before finishing the season in September with AAA Columbus...Combined on the year he posted a 0.61 ERA in 23 games/1 start (29.2IP, 20H, 2ER, 7BB, 39SO, .182 average, 0 homers)...Lefties hit .179 (7-for-44) and RH batters hit .183 (13-for-71)...Batters hit .169 (10/59) with runners on.

PRO CAREER

- ◆ 2017 Pitched for Team Israel in the 2017 World Baseball Classic, appearing in two games around 44 outings for A Potomac and AA Harrisburg.
- ◆ 2016 Pitched for the Potomac Nationals...His 41 relief appearances were fourth in the South Atlantic League.
- ◆ 2015 Combined ERA of 3.00 (72.0IP, 65H, 24ER, 85SO) in 35 games between A Hagerstown and A Potomac.

PERSONAL/MISCELLANEOUS

Full name **ROBERT CHARLES ORLAN**...Wife, Kaylie...Attended Deep Run High School in Glen Allen, VA...All-District as a pitcher as a junior, All-State as a utility player as a senior and was All-District Academic for three years...Pitched for three years at the University of North Carolina, going 8-1 with a 2.21 ERA in an ACC-high 38 games as a junior.



DAN OTERO

61

Age: 34, born February 19, 1985 in Miami, FL

Resides: Bellevue, WA

Position: Pitcher

Bats: R

Throws: R

Height: 6-3

Weight: 205

ML Service: 5 + 124

Contract Status: Signed thru 2019 with a club option for 2020.

Acquired: December 18, 2015; Acquired by Cleveland from the Philadelphia Phillies for cash considerations.

YEAR	CLUB	W-L	ERA	G	GS	CG	SHO	SV	IP	H	R	ER	HR	HB	BB	SO	WP	BK	OPPONENTS		
																			AVG	SLG	OBP
2007	Salem-Keizer	0-0	1.21	22	0	0	0	*19	22.1	12	3	3	1	0	0	15	1	0	.152	.215	.150
2008	Augusta	0-0	0.33	25	0	0	0	18	27.0	22	2	1	0	0	4	26	3	0	.214	.223	.241
	San Jose	1-1	3.67	27	0	0	0	16	27.0	34	14	11	1	2	3	23	0	0	.296	.400	.322
2009	Connecticut	0-3	1.15	39	0	0	0	19	39.0	40	6	5	0	2	10	31	2	0	.270	.304	.323
2010	AZL Giants	2-0	0.00	9	0	0	0	1	10.2	7	4	0	0	0	1	7	2	0	.179	.205	.200
	San Jose	3-0	4.05	10	0	0	0	0	13.1	11	6	6	2	0	1	11	0	0	.224	.347	.240
2011	Richmond	2-1	1.42	23	0	0	0	1	38.0	34	8	6	0	2	4	40	2	0	.238	.280	.268
	Fresno	2-3	3.25	33	0	0	0	12	36.0	38	15	13	4	0	7	36	1	0	.264	.424	.296
2012	San Francisco	0-0	5.84	12	0	0	0	0	12.1	19	11	8	0	2	2	8	1	0	.358	.491	.404
	Fresno	5-5	2.90	48	0	0	0	0	62.0	70	26	20	4	3	8	45	1	0	.293	.406	.320
2013	Sacramento	1-0	0.99	23	0	0	0	15	27.1	14	4	3	0	1	1	22	0	0	.147	.200	.162
	Oakland	2-0	1.38	33	0	0	0	0	39.0	42	7	6	0	0	6	27	0	0	.276	.309	.304
2014	Oakland	8-2	2.28	72	0	0	0	1	86.2	80	24	22	4	2	15	45	1	0	.247	.327	.282
2015	Oakland	2-4	6.75	41	0	0	0	0	46.2	64	35	35	7	2	6	28	1	0	.333	.531	.355
	Nashville	2-0	1.95	15	2	0	0	0	27.2	23	7	6	1	0	4	19	0	0	.223	.282	.252
2016	CLEVELAND	5-1	1.53	62	0	0	0	1	70.2	54	14	12	2	0	10	57	2	0	.211	.285	.241
2017	CLEVELAND	3-0	2.85	52	0	0	0	0	60.0	63	23	19	6	0	9	38	0	0	.273	.394	.299
2018	CLEVELAND	2-1	5.22	61	0	0	0	1	58.2	69	36	34	12	3	5	43	0	1	.289	.515	.312
Minor Lge. Totals		18-13	2.02	274	2	0	0	101	330.1	305	95	74	13	10	43	275	12	0	.243	.320	.271
CLEVELAND TOTALS		10-2	3.09	175	0	0	0	2	189.1	186	73	65	20	3	24	138	2	1	.256	.395	.283
American League		22-8	3.19	321	0	0	0	3	361.2	372	139	128	31	7	51	238	4	1	.267	.389	.295
National League		0-0	5.84	12	0	0	0	0	12.1	19	11	8	0	2	2	8	1	0	.358	.491	.404
M.L. TOTALS		22-8	3.27	333	0	0	0	3	374.0	391	150	136	31	9	53	246	5	1	.270	.393	.299

CAREER TRANSACTIONS

- 2007 Selected by the San Francisco Giants in the 21st round (644th overall) of the June draft. Signed, 6/11.
- 2013 Selected off waivers by the New York Yankees from the San Francisco Giants, 3/26.
- 2013 Selected off waivers by the Oakland Athletics from the New York Yankees, 3/27.
- 2015 Selected off waivers by the Philadelphia Phillies from the Oakland Athletics, 11/3.
- 2015 Acquired by Cleveland from Philadelphia for cash, 12/18.

FIELDING BY POSITION

PCT	2018							PCT	CAREER						
	G	PO	A	E	TC	DP	G		PO	A	E	TC	DP		
1.000	61	3	6	0	9	2	Pitcher	.989	333	27	65	1	93	9	

PITCHERS HITTING

AVG	2018					AVG	CAREER				
	AB	H	HR	RBI	AB		H	HR	RBI		
--	--	--	--	--	--	--	1	--	--	--	

POSTSEASON PITCHING RECORD

YEAR	CLUB	W-L	ERA	G	GS	CG	SHO	SV	IP	H	R	ER	HR	HB	BB	SO	WP	BK
2013	OAK (ALDSvDET)	0-0	0.00	4	0	0	0	0	5.2	4	0	0	0	0	1	2	0	0
2014	OAK (ALWC@KC)	0-1	13.50	1	0	0	0	0	1.1	3	2	2	0	0	0	1	0	0
2016	CLE (ALDSvBOS)	0-0	0.00	1	0	0	0	0	1.0	0	0	0	0	0	0	1	0	0
	CLE (ALCSvTOR)	0-0	3.86	2	0	0	0	0	2.1	4	1	1	1	0	0	0	0	0
	CLE (WSvCHI)	0-0	2.70	3	0	0	0	0	3.1	2	1	1	1	0	0	1	0	0
2018	CLE (ALDS vHOU)	0-0	9.00	1	0	0	0	0	1.0	2	1	1	0	0	0	0	0	0
TOTALS		0-1	3.07	12	0	0	0	0	14.2	15	5	5	2	0	1	5	0	0

OTERO (continued)

2018 SEASON HIGHLIGHTS

- ◆ Spent his third season with the Indians, finishing second on club with 58.2 relief IP...Was once again a strike-throwing machine, issuing just two unintentional walks on the season and walked 1 batter via that fashion over his last 59 outings (55.1 IP)...Over his last two seasons has issued just 14 walks in 118.2 innings (7 int'l walks)...Has walked only 7 of 440 right-handed batters faced (1.6%) since the beginning of 2016, best among qualified RPs in MLB.
- ◆ Allowed 12 HR and yielded 69 hits in 58.2 innings (highest HR ratio of his career; 1.9/9IP)...Career ERA of 1.98 (23ER/104.2IP) in 93 games in Progressive Field, the lowest mark of any pitcher (min. 100.0IP) in history of the ballpark...Walked 5 of 247 batters (2.0%), best among qualified RPs in MLB...Has induced opposing hitters to ground into 21 double plays in 88 opportunities (23.9%) since 2017, best among qualified RPs in MLB...LHH hitting .339 (61-for-180) off Otero since start of 2017...Toured Japan with the MLB All-Stars in November.

PRO CAREER

- ◆ 2017 Got better as season went along, recording an ERA of 1.29 (21.0IP, 16H, 3ER) over final 17 games after 7/29...Four of nine walks on the year were intentional...Signed two-year contract with 2020 club option on 12/5...Zero home runs allowed in any of last 24 innings he appeared in and no extra-base hits in last 15 innings...Was not on ALDS roster.
- ◆ 2016 Led the team in relief innings (70.2IP, T13th in the A.L.) and finished among A.L. relief leaders in ERA (1.53, 3rd) and batting average against (.211, 14th)...Walked only 2 of 141 right-handed hitters (1.4%)... Did not walk a batter to lead off an inning all season (OPS allowed of .526; League Avg: .718)...Earned second career save in extra-innings on 5/18 at Cincinnati (12-inning game).
- ◆ 2015 Spent most of the season in Oakland, claimed on outright waivers by Philadelphia on 11/3...Spent three stints on the AAA Nashville roster... His season ERA never recovered from a 15 appearance stretch from 5/20-9/11 where he allowed 26 runs in 19.0IP, including eight runs (8ER) on 8/16 at Baltimore.
- ◆ 2014 Spent nearly the entire season with the A's in 72 relief appearances...Games pitched tied for the team lead and tied for 10th in the American League...Led A.L. relievers in batters faced (349), ranked second in innings pitched (86.2) and eighth in fewest walks per nine innings (1.56)...Batters faced and innings pitched were the most by an A's reliever since Justin Duchscherer in 2004 (398 BF, 96.1 IP)... Losing pitcher in the A's 9-8, 12-inning loss at KC 9/30 in the Wild Card game.
- ◆ 2013 Began the year at AAA Sacramento...Was promoted to Oakland 6/14 and finished the season with A's...Also worked in four of the A's five ALDS games against Detroit and did not allow a run in 5.2 innings...His 1.38 ERA was the third-lowest mark in Oakland history by a rookie with 30 or more innings pitched...First MLB win 7/2 vs. Chicago-NL.
- ◆ 2012 Split time between AAA Fresno and San Francisco, making three separate appearances on the Giants' roster...Was on San Francisco's Opening Day roster and made his Major League debut 4/7 at Arizona...Was awarded the Harry S. Jordon Award in spring (in recognition of the player whose performance and dedication in spring training best exemplifies the San Francisco Giants spirit).
- ◆ 2010 Began the season on the disabled list recovering from "Tommy John" surgery on his right elbow.
- ◆ 2009 Placed on the disabled list 7/27...Underwent "Tommy John" surgery and missed the remainder of the season.
- ◆ 2008 Ranked second in all of Minor League baseball with 34 saves.

PERSONAL/MISCELLANEOUS

Full name **DANIEL ANTHONY OTERO**...Wife, Tiffany...Daughters, Kinsley, Sable and Macey...2017-2019 TribeFest participant.

CTRIBE TIDBITS

Played three years at Duke, where he was a weekend starter. Following removal of scholarship, attended fall classes senior year, graduated with a degree in history and played senior year at South Florida in the spring. Pitched for USF on a Friday night at Seton Hall and drove to Durham to walk with his classmates later that weekend.

Recorded then lowest single-season ERA at Duke as a junior (2.20, 6 walks in 73.2 IP)...Always been a strike-thrower, believes he only walked nine in HS.

Also played golf and basketball at Ransom Everglades HS in Coconut Grove and was school's Athlete of the Year as a senior.

Golf handicap floats between 0.0 - 1.2...Fav. courses are Chambers Bay and Whistling Straights...With 3 small children only plays a few times in the offseason.

Dad's (Jorge) family left Cuba in 1960 when he was 10 years old, the year after Castro took power...

Mom (Patti) lived in the Dayton, OH area as a kid.

CAREER SNAPSHOT

MID-SEASON ALL-STAR

2008: Augusta (SAL)

2009: Connecticut (EAS)

MLB.COM SHORT-SEASON RELIEF PITCHER OF THE YEAR

2007: Salem-Keizer (NOR)

NWL POST-SEASON ALL-STAR

2007: Salem-Keizer (NOR)

OTERO'S FAVORITES

Favorite Movie: Lion King

Favorite Group/Artist: Eric Church

Favorite Athlete Growing Up: Greg Maddux

Favorite Team Growing Up: FLA Marlins

Person Who Has Most Influenced You: Dad (Jorge)

Favorite Road City: Seattle

Favorite Road Stadium: Safeco Field

Favorite TV Show: Big Bang Theory

OTERO'S CAREER GAME HIGHS

BB's: 2, five times; **K's:** 4, April 20, 2015 at LA Angels; **LONGEST OUTING:** 4.0IP, April 20, 2015 at LA Angels; **HR:** 2, August 22, 2018 at Boston; **LAST WIN:** August 15, 2018 at Cincinnati; **LAST SAVE:** July 20, 2018 at Texas; **CONSECUTIVE SCORELESS APPS:** 13 games, Aug. 12-Sept. 14, 2014 (15.1IP).



MIKE PAPI 83

SPRING INVITEE

Age: 26, born September 19, 1992 in Scranton, PA
Resides: Fort Mill, SC **Position:** Outfielder
Bats: L **Throws:** R **Height:** 6-3 **Weight:** 200
ML Service: 0 + 000



@Hoos_urPapi
hoos_ur_papi

Contract Status: Signed thru 2019

Acquired: Selected by Cleveland in the 1st round (38th overall pick) of the 2014 First-Year Player Draft.

YEAR	CLUB	AVG	G	AB	R	H	2B	3B	HR	RBI	SH	SF	HB	BB	SO	SB	CS	SLG	OBP	OPS	E
2014	Mahoning Valley	.222	2	9	2	2	0	0	0	3	0	0	0	0	0	0	0	.222	.222	.444	1
	Lake County	.178	39	135	21	24	4	0	3	15	1	3	0	26	32	2	0	.274	.305	.579	1
2015	Lynchburg	.236	127	416	53	98	34	2	4	45	2	3	3	*81	118	6	7	.356	.362	.718	10
2016	Lynchburg	.236	40	140	22	33	9	0	7	18	0	2	1	30	42	0	1	.450	.370	.820	4
	Akron	.228	78	259	33	59	16	2	8	40	0	2	4	41	72	4	0	.398	.340	.738	1
2017	Akron	.267	87	296	50	79	13	0	10	37	2	2	2	50	61	5	2	.412	.374	.786	2
	Columbus	.235	37	119	20	28	5	0	2	18	1	4	4	20	25	1	1	.328	.354	.681	0
2018	Columbus	.247	83	243	38	60	17	1	7	26	4	0	2	47	78	1	1	.412	.373	.785	1
Minor Lge. Totals		.237	493	1617	239	383	98	5	41	202	10	16	16	295	428	19	12	.380	.357	.737	20

CAREER TRANSACTIONS

- 2011 Selected by the Los Angeles Angels in the 30th round of the June Amateur Draft, did not sign.
- 2014 Selected by the Cleveland Indians in the 1st round/Competitive Balance Round A, (38th overall) of the June Amateur Draft. Signed, 7/3.

2018 SEASON HIGHLIGHTS


- ◆ Spent the entire season in Triple-A Columbus, posting an on-base pct. of .373 for the year...Was on the disabled list from June 30-July 15 with a left shoulder strain and did not play after August 29 due to lower back soreness...Appeared in 65 games in right field, six games at first base and one game in left field...Batted .259 (52-for-201) vs. RHP with an OPS of .820 and hit .190 (8-for-42) vs. lefties (.619 OPS)...Batted .263 (42-for-160) in the first half with 14 2B, 5 HR and 20 RBI (.395/.444/.839).

PRO CAREER

- ◆ **2017** Split year between AA Akron and AAA Columbus, batting a combined .258 (107-for-415) with 18 2B, 12 HR and 55 RBI in 124 games (.368/.388/.756).
- ◆ **2016** Named Carolina League Player of the Week from April 11-17 after hitting four homers in a five-game stretch... Combined on the year batted .231 (92-for-399) with 25 2B, 2 3B, 15 HR, 58 RBI and 71 walks (.351/.416/.767)...Began year at Class-A Lynchburg and was elevated to AA Akron on 6/1... Entered the 2016 season as the 19th-best prospect in the Indians organization (*Baseball America*).
- ◆ **2015** Ranked second for Lynchburg in games played (127) and doubles (34, third in the Carolina League)...Led league in walks (81)...Named the fifth-best prospect and Best Strike Zone Discipline in the Indians farm system entering 2015 (*Baseball America*).

PERSONAL/MISCELLANEOUS

Full name **MICHAEL JOSEPH PAPI**...Married, Amber...Played three years at the University of Virginia where he hit .307 (75-244) his 2014 junior campaign with 11 doubles, 11 home runs, 56 RBI and 55 runs in 69 games for the Cavaliers...Papi earned All-America and First-Team All-ACC honors for the second straight year in 2014, leading the team in average, homers and RBI and became the first Cavalier to lead the ACC in home runs since 1978 (also named to the All-ACC Academic Baseball Team)...During his sophomore season of 2013 he was named First-Team All-American by *ABCA* and *Baseball America* and All-ACC First Team, earning an invitation to try out for 2013 USA Baseball Collegiate National Team following the season...Was the ACC 2013 batting champion with a .381 average and led the league in on-base percentage (.517) and was second in slugging (.619)...2011 graduate of Tunkhannock Area High School (PA) and was a member of two consecutive district champions and his 2011 team reached the state championship...Favorite sports teams are the Eagles and Knicks.



OLIVER PÉREZ 39

Age: 37, born August 15, 1981 in Culiacan, Mexico

Resides: Paradise Valley, AZ Position: Pitcher

Bats: L Throws: L Height: 6-3 Weight: 225

ML Service: 14 + 093

Contract Status: Signed thru 2019 with a vesting option for 2020.

Acquired: January 25, 2019; Re-signed by Cleveland to a Major League free agent contract.

															OPPONENTS						
YEAR	CLUB	W-L	ERA	G	GS	CG	SHO	SV	IP	H	R	ER	HR	HB	BB	SO	WP	BK	AVG	SLG	OBP
1999	Peoria	1-2	5.08	15	2	0	0	3	28.1	28	20	16	1	1	16	37	0	2	.243	.270	.341
2000	Idaho Falls	3-1	4.07	5	5	0	0	0	24.1	24	14	11	1	1	9	27	3	0	.270	.303	.340
2001	Ft. Wayne	8-5	3.46	19	19	0	0	0	101.1	84	46	39	9	1	43	98	1	2	.230	.303	.308
	Lake Elsinore	2-4	2.72	9	9	0	0	0	53.0	45	22	16	4	1	25	62	6	0	.225	.285	.311
2002	Lake Elsinore	3-3	1.85	9	8	0	0	0	48.2	36	13	10	0	2	24	66	0	0	.209	.209	.310
	Mobile	1-0	1.17	4	4	0	0	0	23.0	11	3	3	1	0	16	34	4	0	.147	.187	.297
	San Diego	4-5	3.50	16	15	0	0	0	90.0	71	37	35	13	5	48	94	3	0	.218	.377	.325
2003	Portland	3-3	3.02	8	8	0	0	0	47.2	44	20	16	6	4	12	48	1	1	.246	.346	.305
	San Diego	4-7	5.38	19	19	0	0	0	103.2	103	65	62	20	3	65	117	6	1	.258	.471	.365
	Pittsburgh	0-3	5.87	5	5	0	0	0	23.0	26	15	15	2	1	12	24	1	0	.283	.435	.371
2004	Pittsburgh	12-10	2.98	30	30	2	1	0	196.0	145	71	65	22	9	81	239	2	1	.207	.359	.295
2005	Pittsburgh	7-5	5.85	20	20	0	0	0	103.0	102	68	67	23	6	70	97	3	0	.264	.492	.382
	Indianapolis	0-1	9.90	3	3	0	0	0	10.0	14	11	11	3	1	12	4	1	0	.326	.605	.474
2006	Pittsburgh	2-10	6.63	15	15	0	0	0	76.0	88	64	56	13	3	51	61	4	1	.296	.481	.396
	Indianapolis	1-3	5.63	6	6	0	0	0	32.0	28	21	20	6	2	11	34	1	0	.233	.442	.306
	Norfolk	1-2	6.05	4	4	0	0	0	19.1	18	13	13	4	1	12	26	2	0	.250	.486	.360
	New York-NL	1-3	6.38	7	7	1	1	0	36.2	41	26	26	7	3	17	41	1	0	.287	.469	.370
2007	New York-NL	15-10	3.56	29	29	0	0	0	177.0	153	90	70	22	7	79	174	6	0	.229	.382	.314
	GCL Mets	0-0	0.00	1	1	0	0	0	4.0	2	0	0	0	1	0	7	0	0	.143	.143	.200
2008	New York-NL	10-7	4.22	34	#34	0	0	0	194.0	167	100	91	24	11	105	180	9	1	.234	.387	.338
2009	New York-NL	3-4	6.82	14	14	0	0	0	66.0	69	51	50	12	4	58	62	2	0	.273	.486	.411
	Buffalo	0-2	3.86	2	2	0	0	0	9.1	8	4	4	1	0	9	9	0	0	.229	.429	.386
	St. Lucie	0-1	6.00	1	1	0	0	0	3.0	7	6	2	1	0	1	3	1	0	.438	.750	.444
	Brooklyn	1-0	0.00	1	1	0	0	0	5.0	2	0	0	0	0	1	6	0	0	.125	.125	.176
2010	New York-NL	0-5	6.80	17	7	0	0	0	46.1	54	37	35	9	4	42	37	4	0	.293	.505	.429
	St. Lucie	1-1	4.63	2	2	0	0	0	11.2	7	6	6	2	1	4	14	1	0	.167	.381	.255
	Buffalo	0-0	2.31	2	2	0	0	0	11.2	10	4	3	2	2	7	10	2	0	.233	.419	.365
2011	Harrisburg	3-5	3.09	16	15	0	0	0	75.2	78	34	26	10	4	27	58	4	0	.268	.433	.336
2012	Tacoma	2-2	4.65	22	0	0	0	1	31.0	33	16	16	4	0	19	42	3	0	.233	.455	.369
	Seattle	1-3	2.12	33	0	0	0	0	29.2	27	7	7	1	0	10	24	2	0	.243	.324	.303
2013	Seattle	3-3	3.74	61	0	0	0	2	53.0	50	23	22	6	1	26	74	1	0	.249	.393	.338
2014	Arizona	3-4	2.91	68	0	0	0	0	58.2	50	25	19	5	7	24	76	3	3	.226	.357	.321
2015	Arizona	2-1	3.10	48	0	0	0	0	29.0	25	12	10	2	4	11	37	2	0	.223	.313	.315
	Houston	0-3	6.75	22	0	0	0	0	12.0	14	12	9	2	0	4	14	1	0	.275	.471	.327
2016	Washington	2-3	4.95	64	0	0	0	0	40.0	38	22	22	4	7	20	46	5	0	.248	.392	.359
2017	Washington	0-0	4.64	50	0	0	0	1	33.0	32	17	17	4	4	12	39	1	1	.254	.437	.336
2018	Scranton/WB	1-0	2.57	16	0	0	0	0	14.0	17	5	4	1	1	3	15	0	0	.327	.462	.362
	CLEVELAND	1-1	1.39	51	0	0	0	0	32.1	17	6	5	1	2	7	43	1	0	.155	.200	.217
Minor Lge. Totals		31-35	3.52	145	92	0	0	4	553.0	496	258	216	56	23	251	600	30	5	.241	.186	.327
CLEVELAND TOTALS		1-1	1.39	51	0	0	0	0	32.1	17	6	5	1	2	7	43	1	0	.155	.200	.217
American League		5-10	3.05	167	0	0	0	2	127.0	108	48	43	10	3	47	155	5	0	.228	.340	.301
National League		65-77	4.53	436	195	3	2	1	1272.1	1164	700	640	182	78	695	1324	52	8	.244	.415	.346
M.L. TOTALS		70-87	4.39	603	195	3	2	3	1399.1	1272	748	683	192	81	742	1479	57	8	.242	.408	.342

POSTSEASON PITCHING RECORD

YEAR	CLUB	W-L	ERA	G	GS	CG	SHO	SV	IP	H	R	ER	HR	HB	BB	SO	WP	BK
2006	NYM (NLCS vSTL)	1-0	4.63	2	2	0	0	0	11.2	13	6	6	3	1	3	7	0	0
2015	HOU (ALDS vKC)	0-0	27.00	2	0	0	0	0	0.1	2	1	1	0	0	1	0	0	0
2016	WSH (NLDS vLA)	0-0	0.00	4	0	0	0	0	3.1	1	0	0	0	0	1	3	0	0
2017	WSH (NLDS vCHI)	1-0	0.00	2	0	0	0	0	1.0	1	0	0	0	0	0	0	0	0
TOTALS		2-0	3.86	10	2	0	0	0	16.1	17	7	7	3	2	5	10	0	0

WORLD BASEBALL CLASSIC PITCHING RECORD

YEARS CLUB	W-L	ERA	G	GS	CG	SHO	SV	IP	H	R	ER	HR	HB	BB	SO	WP	BK
'06/09/13 Team Mexico	0-1	5.73	5	3	0	0	0	11.0	14	8	7	5	0	7	11	1	0

CAREER TRANSACTIONS

1999 Signed by the San Diego Padres as an amateur free agent, 3/4.
 2000 Loaned to Yucatan of the Mexican League, 6/2-22 & 7/18-9/6.
 2002 DL - left shoulder strain, 8/7-9/1
 2003 Traded by San Diego to the Pittsburgh Pirates along with Jason Bay and Cory Stewart in exchange for Brian Giles, 8/26.
 2005 DL - broken left big toe, 7/22-9/2...rehab at AAA Indianapolis, 8/22-9/1.
 2006 Traded by Pittsburgh to the New York Mets with Roberto Hernandez in exchange for Xavier Nady, 7/31.
 2007 DL - lower back stiffness, 6/27-7/14...rehab GCL Mets, 7/10-14.
 2009 Signed as a free agent by the New York Mets, 2/2.
 2009 DL - patellar tendinitis, right knee, 5/3-7/7...rehab AAA Buffalo, 5/26-28 & 7/2-7...rehab A St. Lucie, 6/22-27 & A Brooklyn, 6/28-7/1.
 2009 DL - patellar tendinitis, right knee, 8/24-remainder.
 2010 DL - patellar tendinitis, right knee, 6/1-7/20...rehab A St. Lucie, 6/30-7/7 & AAA Buffalo, 7/8-18.
 2011 Released by the New York Mets, 3/21. Signed as a free agent by the Washington Nationals, 3/23.
 2012 Signed as a free agent by the Seattle Mariners, 2/1.
 2014 Signed as a free agent by Arizona, 3/13.
 2015 Traded by Arizona to Houston for Junior Garcia, 8/8. Signed as a free agent by the Washington Nationals, 12/11.
 2018 Signed as a free agent by the Cincinnati Reds, 2/24. Released by Cincinnati, 3/22.
 2018 Signed as a free agent by the New York Yankees, 3/30. Released by New York, 6/1.
 2018 Signed as a free agent with the Cleveland Indians, 6/2.
 2019 Re-signed as a free agent with the Cleveland Indians, 1/25.

FIELDING BY POSITION

PCT	G	PO	2018				TC	DP		PCT	G	PO	CAREER			
			A	E									A	E	TC	DP
1.000	51	1	5	0	6	0		Pitcher	.948	603	36	145	10	191	11	

2018 SEASON HIGHLIGHTS/CAREER HIGHLIGHTS

◆ The June acquisition became a key member of the Indians bullpen from the moment he arrived, leading the team with 15 holds while recording scoreless appearances in 46 of his 51 outings and recording the highest WAR of any reliever on the staff(1.3)... His inherited runners scored pct. of 9.3 (4-of-43) was the lowest in the A.L....Was signed as a free agent on June 2 after being granted his release from New York-AL...Spent the first two months of the 2018 season pitching for the Yankees Triple-A affiliate in Scranton/WB, posting a mark of 1-0 with a 2.57 ERA in 16 relief outings (14.0IP, 17H, 4ER, 3BB, 15SO)...Over his last 9 AAA appearances he posted an ERA of 1.17 (1ER/7.2IP)...Spent the exhibition season with Cincinnati after signing on February 25 and signed with the Yankees on March 30 following his release by the Reds.

◆ Made club debut on June 2 at Minnesota (1.1IP, 0H, 3SO)...Allowed only one run over his first 22 outings (14.1IP, 5H, 1R/ER, 2BB, 14SO) thru July 20...After June 16 his ERA was 1.35 (26.2IP, 13H, 4ER, 38SO, .146 avg) and over his last 23 outings from August 6 on, his ERA was 1.15 (15.2IP, 9H, 2ER, 26SO, .170 avg)...Yielded only 7.2 baserunners per 9.0IP and an OPS of .417 for the season (.490 OPS to LHH; .322 OPS to RHH), allowing just three extra-base hits...Right-handed batters hit just .104 (5-for-48, all singles)... Allowed only three extra-base hits (2 2B, 1 HR) and allowed only one extra-base hit over his last 17.2 innings on the year...Batters hit just .132 (7-for-53) with runners on base and .129 (4-for-31) with RISP.

◆ Now owns third-most appearances (603) & third-most strikeouts (1479) of a Mexican-born pitcher in MLB history... Is third among Mexican-born pitchers in strikeouts behind Fernando Valenzuela (2074) and Yovani Gallardo (1528)...Led the N.L. in SO per 9.0 IP in 2004 (11.0) and finished in the top 10 in ERA in the N.L. in 2004 and 2007...34 starts in 2008 with the Mets were tied for most in the N.L....Oliver pitched for Team Mexico in the 2006, 2009 and 2013 World Baseball Classic tournaments... Started both the final home opener and final game at Shea Stadium for the NY Mets in 2008.

MLB STRAND RATE LEADERS, 2018 MIN. 30 INHERITED RUNNERS


1. Ryan Buchter (OAK)	93.3%
2. Justin Wilson (ChC)	91.9%
3. Oliver Pérez (CLE)	90.7%
4. Tony Sipp (HOU)	89.2%
5. José Álvarez (LAA)	86.0%

PERSONAL/MISCELLANEOUS

Full name **OLIVER PÉREZ**...Married, Luz...Three kids: Oliver Jr., Lucianna and Olianna...Attended Cobales High School in Culiacan, Mexico...Signed his first professional contract at the age of 16 with the Leones De Yucatan of the Mexican Summer League in 1998...Was a member of the 2002 Caribbean World Series champion Tometeros de Culiacan.

PÉREZ'S CAREER GAME HIGHS

K's (relief): 4, four times; **BB (relief):** 3, two times; **LONGEST OUTING (relief):** 3.0 innings, June 1, 2015 vs. Atlanta (w/ARI); **HR:** 2, Sept. 7, 2014 at Los Angeles-NL (w/ARI); **LAST SAVE:** June 5, 2017 at Los Angeles-NL; **LAST WIN:** September 19, 2018 vs. Chicago-AL; **CONSECUTIVE SCORELESS APPS:** 22 games, June 17-August 12, 2015 (w/ARI & HOU); **CONSECUTIVE SCORELESS INNINGS:** 16.1IP (21G), July 13-September 14, 2012 (w/SEA).



ROBERTO PÉREZ 55

Age: 30, born December 23, 1988 in Mayaguez, PR

Resides: Avon, OH

Position: Catcher



Bats: R

Throws: R

Height: 5-11

Weight: 220

ML Service: 4 + 083

Contract Status (options): Signed thru 2020 w/club options in 2021 and 2022 (3).

Acquired: Selected by Cleveland in the 33rd round (1,011th overall) of the 2008 First-Year Player Draft.

YEAR	CLUB	AVG	G	AB	R	H	2B	3B	HR	RBI	SH	SF	HB	BB	SO	SB	CS	SLG	OBP	OPS	E
2009	Mahoning Valley	.214	4	14	3	3	1	0	0	1	0	0	0	1	4	0	0	.286	.267	.552	0
	AZL Indians	.351	34	131	24	46	12	0	3	31	1	1	5	16	28	4	1	.511	.438	.949	5
	Lake County	.240	17	50	10	12	1	0	0	5	0	1	4	8	19	0	1	.260	.381	.641	1
2010	Lake County	.217	118	378	54	82	22	3	6	38	2	1	5	80	88	1	2	.339	.360	.699	3
2011	Kinston	.225	94	284	30	64	16	1	2	30	3	1	1	62	79	1	0	.310	.365	.675	8
2012	Akron	.212	95	283	31	60	16	2	1	31	7	4	6	49	67	0	1	.293	.336	.630	8
2013	Akron	.247	32	93	10	23	6	0	2	10	0	0	3	32	25	1	1	.376	.453	.829	2
	Columbus	.176	67	187	16	33	12	0	0	24	6	4	3	22	59	0	1	.241	.269	.509	7
2014	Columbus	.305	53	174	29	53	11	1	8	43	4	1	1	29	51	1	0	.517	.405	.922	3
	CLEVELAND	.271	29	85	10	23	5	0	1	4	5	0	0	5	26	0	0	.365	.311	.676	3
2015	CLEVELAND	.228	70	184	30	42	9	1	7	21	5	2	2	33	64	0	0	.402	.348	.751	4
2016	CLEVELAND	.183	61	153	14	28	6	1	3	17	5	3	0	23	44	0	0	.294	.285	.579	2
	AZL Indians	.333	6	9	4	3	0	0	0	3	0	0	0	5	1	0	0	.333	.571	.905	0
	Lake County	.000	1	2	0	0	0	0	0	0	0	0	0	1	0	0	0	.000	.333	.333	0
	Columbus	.400	2	5	1	2	1	0	0	0	0	0	0	2	1	0	0	.600	.571	1.171	0
2017	CLEVELAND	.207	73	217	22	45	12	0	8	38	4	1	0	26	71	0	1	.373	.291	.664	2
2018	CLEVELAND	.168	62	179	16	30	9	1	2	19	7	2	1	21	70	1	0	.263	.256	.519	5
Minor Lge. Totals		.237	523	1610	212	381	98	7	22	216	23	13	28	307	422	8	7	.347	.365	.713	37
CLEVELAND TOTALS		.205	295	818	92	168	41	3	21	99	26	8	3	108	275	1	1	.340	.298	.637	16
American League		.205	295	818	92	168	41	3	21	99	26	8	3	108	275	1	1	.340	.298	.637	16
National League		--	--	--	--	--	--	--	--	--	--	--	--	--	--	--	--	--	--	--	--
M.L. TOTALS		.205	295	818	92	168	41	3	21	99	26	8	3	108	275	1	1	.340	.298	.637	16

CAREER TRANSACTIONS

- 2006 Selected by the Los Angeles Dodgers in the 29th round of the June draft, did not sign.
- 2008 Selected by the Cleveland Indians in the 33rd round (1011th) of the June draft. Signed, 8/11.
- 2016 DL - right thumb fracture/surgery, 5/1-7/17...rehab Rookie AZL Indians, 7/3-11...rehab A Lake County, 7/13...rehab AAA Columbus, 7/14-17.

POSTSEASON RECORD

YEAR	CLUB	AVG	G	AB	R	H	2B	3B	HR	RBI	SH	SF	HBP	BB	SO	SB	CS	E
2016	CLE (ALDS v BOS)	.222	3	9	3	2	0	0	1	1	0	0	0	2	2	0	0	0
	CLE (ALCS v TOR)	.143	5	14	0	2	1	0	0	1	1	0	0	1	7	0	0	0
	CLE (WS v CHI)	.200	7	20	2	4	0	0	2	5	1	0	0	4	6	0	0	1
2017	CLE (ALDS v NYY)	.300	4	10	1	3	0	0	1	2	0	0	0	2	3	0	0	1
TOTALS		.208	19	53	6	11	1	0	4	9	2	0	0	9	18	0	0	2

WORLD BASEBALL CLASSIC

YEAR	CLUB	AVG	G	AB	R	H	2B	3B	HR	RBI	SH	SF	HBP	BB	SO	SB	CS	E
2017	Puerto Rico	.143	2	7	2	1	0	0	0	0	0	0	0	2	1	0	0	0

FIELDING BY POSITION

PCT	2018								PCT	CAREER								
	G	PO	A	E	TC	DP	PB	G		PO	A	E	TC	DP	PB			
.991	58	538	26	5	569	3	3		.994	288	2463	154	12	2633	16	16		

2018 SEASON HIGHLIGHTS

- ◆ Defensive stalwart behind the plate made 55 starts (58 games overall) at catcher, as the club recorded a 35-20 (.636) record and a 3.76 ERA (199ER/476.2 IP) with Pérez calling the signals...Threw out 9 of 36 (25%) potential base stealers... Recorded four hits over his last three games (4-for-12, 2 2B, 5 RBI) to raise batting average from .156 to .168, still the lowest recorded average in the A.L. (min. 200 plate appearances)...Hit .250 (7-for-28) in September with 3 2B, 1 HR and 11 RBI to raise average from .152 to .168.

◆ Enjoyed career game on Sept. 8 at Toronto, recording HR, 2B and single-game career-high 4 RBI, becoming first Indians player to collect four RBI and six total bases in a single inning (top of 5th) since Matt Williams on August 27, 1997 at Anaheim...Played better offensively in second half, recording an OPS of .617 compared to first half OPS of .454...Was 13-for-78 (.167) with runners on and 6-for-26 (.231) with RISP & two outs...Was 4-for-7 (.571) with the bases loaded...Was tied for fourth in A.L. with team-high 7 sacrifice bunts...Recorded a .368 on-base pct. vs. LHP...After the season batted .333 (23-for-69) for Licey in 24 games in Dominican Winter League (4 2B, HR, 11 RBI, .853 OPS).

PRO CAREER

- ◆ **2017** Spent entire season on active roster, signing a long-term extension in spring training and was a force with men on base while guiding the staff to a 3.22 ERA behind the plate...During the Indians' historic 22-game winning streak, Perez hit .378 (14/37) in 12 games (10 starts) with 4 doubles, 4 homers, and 13 RBI...Appeared in 19 games behind the plate in September/October, starting 17 of the club's final 30 contests (caught 146.0 of 270.0IP Sept/Oct innings)...The club was 44-22 (.667) in his starts at catcher...Member of Puerto Rico in WBC (appeared in 2 games backing up Yadier Molina)...He made 66 starts at catcher, appearing in 71 games overall...Threw out 39.2% (11/28) of potential basestealers.
- ◆ **2016** Spent entire season between Cleveland and the D.L. after suffering a broken right thumb and ligament damage on a tag play at home plate on 4/30 at Philadelphia...Played in only four games (15 plate appearances) in April due to rain outs and off days before being injured and placed on D.L. on 5/1...Underwent right thumb surgery (Dr. Thomas Graham) on 5/6 to repair an avulsion fracture in thumb...Rehabbed in Goodyear, AZ until beginning rehab stints in AZL, Lake County and Columbus from 7/3-17...Got off to a slow start off the D.L., starting the year 0-for-16 (eight walks) before notching first hit on 7/24...Threw out KC's Terrance Gore on 9/21 in 9th inning to preserve a 4-3 win, the first time in 18 attempts Gore was caught stealing in the regular season (also threw Gore out on 10/2 at KC)...Started all 15 games in the Postseason, hitting .186 (8-43) with a 2B, 3 HR and 7 RBI...With his two HR and four RBI in Game 1 of the World Series, became first player from Puerto Rico and first nine-hole batter to homer twice in one World Series game (3rd Indians player all-time in PS game, Ramirez/Thome)...Fifth catcher to hit two HR in World Series game; first since Gary Carter in 1986 Mets at BOS (G4)...Tied franchise record for RBI in a World Series game with four (Sandy Alomar Jr. 1997 Game 5 and Elmer Smith 1920 Game 5).
- ◆ **2015** Led the Majors with a 39% caught stealing percentage. (min. 40 SB attempts; 16/41).
- ◆ **2014** Split the season between AAA Columbus and Cleveland in first taste of Major League action in his sixth pro season...Was with Cleveland from 7/8 on...At time of his selection, he was 11th in the International League in RBI (43, 6th-most in the organization) despite missing over two weeks, 5/13-28, with a strained left hamstring...Was an I.L. Mid-Season All-Star selection...Made his Major League debut on 7/10 vs. New York-AL, going 2-for-3 with 2 runs scored, a homer and 2RBI...Collected first hit off David Phelps in the 6th inning and hit his first MLB HR/RBI off Jim Miller the next inning...Named 15th-best prospect in the Indians system entering 2015 (**Baseball America**).
- ◆ **2013** Hit a combined .200 (56/280) with 18 2B, 2 HR and 34 RBI in 99 games, drawing 54 walks for an on-base pct of .337...Named by **Baseball America** as the Best Defensive Catcher in the system entering 2014.
- ◆ **2011** Spent the entire season at Class-A Kinston of the Carolina League where he recorded an on-base percentage of .365...Had a pair of four-walk games in 2011 for Kinston...Was sixth in the Carolina League in walks (62) despite playing just 94 games and his .365 on-base percentage would have been second in the league with enough plate appearances...Played for Mayaguez in Puerto Rico and in Arizona Fall League after the season...In the AFL hit .226 (12/53) w/a 2B, 4HR, 11RBI, 13BB, .382OB, .854OPS.
- ◆ **2010** Spent season at A Lake County...Was seventh in the league in walks (80)...Had on-base pct of .360...Named to the Midwest League All-Star team...Hit .228 off RHP and .171 off LHP...Threw out 40% (50-125) of runners attempting to steal.
- ◆ **2009** Ranked second in the Arizona League in on-base pct. (.438), fourth in avg (.351) and fourth in OPS (.949).

ROBERTO'S FAVORITES


Favorite Movie: Law Abiding Citizen
Favorite Group/Artist: Daddy Yankee
Favorite Athlete Growing Up: Roberto Clemente
Favorite Team Growing Up: LA Lakers
Person Who Has Most Influenced You: Mom (Lilliam)
Favorite Road City: Chicago
Favorite Road Stadium: Target Field
Favorite TV Show: SportsCenter

PERSONAL/MISCELLANEOUS

Full name **ROBERTO ANDRÉS PÉREZ**...Three sons, Liam, Sebastian and Roberto Andres...Attended Lake City Community College in Lake City, FL (now called Florida Gateway College)...Hit .382 in 2008 with 18 2B and 53 RBI...Was originally drafted by the Los Angeles Dodgers in the 29th round of the 2006 Draft...2015 & 2017-2019 Tribe Fest participant.

PÉREZ'S CAREER GAME HIGHS

HITS: 4, August 26, 2016 @TEX; **RUNS:** 3, April 29, 2015 vs. KC; **DOUBLES:** 2, four times, last June 18, 2018 vs. CWS; **HR:** 1, many times, last September 28, 2017 vs. MIN (2 HR in Game 1 of 2016 World Series); **RBI:** 4, September 8, 2018 @TOR; **SB:** 1, August 11, 2018 @CWS; **BB:** 3, three times, last April 24, 2016 @DET; **HITTING STREAK:** 9 games, August 19 - September 4, 2017; **GRAND SLAMS:** n/a; **LEAD-OFF HR:** n/a; **"WALK-OFF" HR:** n/a; **PINCH-HIT HR:** n/a.



KEVIN PLawecki 27

Age: 28, born February 26, 1991 in Westfield, IN

Resides: Chandler, AZ Position: Catcher



Bats: R Throws: R Height: 6-2 Weight: 220

ML Service (options): 2 + 167 (0)

Contract Status: Signed thru 2019

Acquired: January 6, 2019; Acquired from the New York Mets in exchange for RHP Walker Lockett and INF Sam Haggerty.

YEAR	CLUB	AVG	G	AB	R	H	2B	3B	HR	RBI	SH	SF	HB	BB	SO	SB	CS	SLG	OBP	OPS	E
2012	Brooklyn	.250	61	216	26	54	8	0	7	27	0	3	8	25	24	0	0	.384	.345	.729	4
2013	Savannah	.314	65	245	35	77	24	1	6	43	0	4	10	23	32	1	0	.494	.390	.884	4
	St. Lucie	.294	60	204	25	60	14	0	2	37	1	1	14	19	21	0	0	.392	.391	.783	3
2014	Binghamton	.326	58	224	33	73	18	0	6	43	0	4	5	16	27	0	0	.487	.378	.864	3
	Las Vegas	.283	43	152	25	43	6	0	5	21	2	1	1	14	21	0	0	.421	.345	.766	3
2015	Las Vegas	.224	22	85	7	19	5	1	1	9	0	0	2	3	12	0	0	.341	.267	.608	0
	New York-NL	.219	73	233	18	51	9	0	3	21	1	3	4	17	60	0	0	.296	.280	.576	1
2016	New York-NL	.197	48	132	6	26	6	0	1	11	0	0	2	17	33	0	0	.265	.298	.563	4
	Las Vegas	.300	55	190	27	57	11	0	8	40	0	2	2	13	19	0	1	.484	.348	.832	0
2017	Las Vegas	.328	64	247	37	81	17	1	9	45	0	6	6	16	38	0	0	.514	.375	.889	0
	New York-NL	.260	37	100	11	26	5	0	3	13	0	1	3	14	17	1	0	.400	.364	.764	0
2018	New York-NL	.210	79	238	33	50	13	2	7	30	1	1	9	28	65	0	1	.370	.315	.685	4
	Las Vegas	.231	4	13	2	3	0	0	1	3	0	0	0	2	3	0	0	.462	.333	.795	1
Minor Lge. Totals		.296	432	1576	217	467	103	3	45	268	3	21	48	131	197	1	1	.451	.364	.815	18
CLEVELAND TOTALS		--	--	--	--	--	--	--	--	--	--	--	--	--	--	--	--	--	--	--	--
American League		--	--	--	--	--	--	--	--	--	--	--	--	--	--	--	--	--	--	--	--
National League		.218	237	703	68	153	33	2	14	75	2	5	18	76	175	1	1	.330	.308	.638	9
M.L. TOTALS		.218	237	703	68	153	33	2	14	75	2	5	18	76	175	1	1	.330	.308	.638	9

CAREER TRANSACTIONS

- 2012 Selected by the New York Mets in the 1st round (35th overall) of the June draft. Signed, 6/12.
- 2018 DL - left hand fracture, 4/12-5/27...rehab AAA Las Vegas, 5/23-27.
- 2019 Acquired from the New York Mets in exchange for Walker Lockett and Sam Haggerty, 1/6.

POSTSEASON RECORD

YEAR	CLUB	AVG	G	AB	R	H	2B	3B	HR	RBI	SH	SF	HBP	BB	SO	SB	CS	E
2015	NY Mets (NLDS vLA)									Did Not Appear								
	NY Mets (NLCS vCHC)									Did Not Appear								
	NY Mets (WS vs KC)									Did Not Appear								
2016	NY Mets (NLWC vs SF)									Did Not Appear								

FIELDING BY POSITION

PCT	G	PO	2018				PB		PCT	G	PO	CAREER				
			A	E	TC	DP						A	E	TC	DP	PB
.994	71	597	31	4	632	1	0	Catcher	.995	215	1667	98	9	1774	5	5
1.000	3	12	0	0	12	0	0	First Base	1.000	5	27	1	0	28	0	-
-	-	-	-	-	-	-	-	Pitcher	-	2	-	-	-	-	-	-
.994	74	609	31	4	644	1	0	Totals	.995	222	1694	99	9	1774	5	5

2018 SEASON HIGHLIGHTS

- ◆ Earned his second career Opening Day roster (the other was 2016) out of spring training and played in a career-high 79 games, setting career highs in doubles (13), triples (two), home runs (seven), RBI (30), walks (28), runs (33) and extra-base hits (22)...Suffered a non-displaced hairline fracture of his left hand after being hit by a pitch on April 11 at Miami...Was on the 10-Day disabled list from April 13-May 27...Drove in 14 runs in August (22 games).
- ◆ Reached base four times (2B, 1B, 2 BB) on Opening Day, March 29 vs. St. Louis...The last Mets catcher to reach base safely at least four times in an opener was Todd Hundley, who did so on April 26, 1995 when he reached base five times... Set a career high with four RBI on June 24 vs. the Dodgers...Hit his first-career grand slam on August 15 at Baltimore... Also tied his career high with four in RBI in that game.

- ◆ Turned in a career-high four hits in the first game of a doubleheader at Philadelphia on August 16, going 4-4 with a double, triple, three RBI and two walks.

PRO CAREER

- ◆ **2017** Was with the Mets from 4/19-5/25 and 8/19-remainder of the season...Batted .303 (23-76) with four doubles, three homers, nine RBI and 12 walks in 27 games for the Mets after being recalled on 8/19...Threw out 6-of-31 potential basestealers (19%)...Worked 1.0 scoreless inning on 8/29 at Cincinnati in his second relief appearance of the season... The only other Mets position player to be used as a reliever twice in one season was Matt Franco, who worked in two games in 1999...Also pitched 2.0 innings on 4/30 at Washington.
- ◆ **2016** Made his first Opening Day roster...Optioned to Las Vegas (AAA) on 6/21 and recalled on 9/1...In his 45 games behind the plate, Mets pitching had a 3.47 ERA (135 ER/349.2 IP)...Named to the roster for the NL Wild Card Game vs. SF.
- ◆ **2015** Had his contract selected from Las Vegas (AAA) of the PCL on 4/21...Went 2-4 and scored two runs in his Major League debut on April 21 vs. Atlanta...Hit his first career home run, a two-out, two-run shot, on 4/25 at Yankee Stadium... Had sinus surgery on 12/14...Was on the Mets postseason rosters for the NLDS, NLCS and World Series.
- ◆ **2014** Starting catcher for the United States in the Futures Game on July 13 at Minnesota.

CAREER SNAPSHOT

MILB.COM ORGANIZATION ALL-STAR

2013: NY Mets (NL)
2014: NY Mets (NL)
2017: NY Mets (NL)

ORGANIZATION PLAYER OF YEAR

2013: NY Mets (NL)

FUTURES GAME SELECTION

2014: Binghamton (EAS)

MID-SEASON ALL-STAR

2013: Savannah (SAL)

PERSONAL/MISCELLANEOUS

Full name **KEVIN JEFFREY PLawecki**...Wife, Tayler...One son, Kasen... Attended Westfield (IN) High School...Was a two-time All-Indy North, All-Hoosiers Crossroads and All-Hamilton County selection... Played three seasons at Purdue...Was named Purdue's Male Athlete of the Year in 2012...Became the first player in school history to be named Big Ten Player of the Year...Was named Most Outstanding Player at the 2012 Big Ten tournament...Was named second team All-America by **Collegiate Baseball** and was one of three finalists for the Johnny Bench Award as the nation's top collegiate catcher...Struck out 29 times in 638 career at-bats with the Boilermakers...Selected by the Mets in 2012 as a supplemental pick for Jose Reyes signing with the Florida Marlins... Wife, Tayler, played soccer at Purdue.

KEVIN'S FAVORITES

Favorite Movie: Happy Gilmore

Favorite Group/Artist: Kygo

Favorite Athlete Growing Up:
Sammy Sosa

Favorite Team Growing Up: Chi. Cubs

Person Who Has Most Influenced You:
Parents (Jeff and Lynne)


Favorite Road City: Chicago

Favorite Road Stadium: PNC Park or SF

Favorite TV Show: The Office

PLawecki'S CAREER GAME HIGHS

HITS: 4, August 16, 2018 at Philadelphia (gm 1); **RUNS:** 3, two times, last Aug. 19, 2018 vs. Philadelphia; **DOUBLES:** 2, two times, last May 7, 2016 at San Diego; **HR:** 1, many times, last Aug. 27, 2018 at Chicago-NL; **RBI:** 4, two times, last Aug. 15, 2018 at Baltimore; **SB:** 1, Sept. 4, 2017 vs. Philadelphia; **BB:** 3, two times, last September 30, 2017 at PHI; **HITTING STREAK:** 7 games, April 29 -May 8, 2015; **GRAND SLAMS:** Aug. 15, 2018 at Baltimore (Evan Phillips); **LEAD-OFF HR:** n/a; **"WALK-OFF" HR:** n/a; **PINCH-HIT HR:** n/a.



ADAM PLUTKO

45

Age: 27, born October 3, 1991 in Upland, CA

Resides: Dallas, TX

Position: Pitcher

Bats: R **Throws:** R

Height: 6-3

Weight: 215



@papaplut09
papaplut09

ML Service: 0 + 113

Contract Status (options remaining): Signed thru 2019 (1)

Acquired: Selected by Cleveland in the 11th round (321st overall) of the 2013 First-Year Player Draft.

		OPPONENTS																			
YEAR	CLUB	W-L	ERA	G	GS	CG	SHO	SV	IP	H	R	ER	HR	HB	BB	SO	WP	BK	AVG	SLG	OBP
2014	Lake County	3-1	3.93	10	10	0	0	0	52.2	49	26	23	1	1	12	66	1	0	.241	.325	.286
	Carolina	4-9	4.08	18	18	0	0	0	97.0	99	47	44	11	2	18	78	5	0	.265	.440	.302
2015	Lynchburg	4-2	1.27	8	8	1	0	0	49.2	30	7	7	3	1	5	47	1	0	.173	.254	.199
	Akron	9-5	2.86	19	19	1	0	0	116.1	96	39	37	9	2	23	90	4	0	.222	.356	.262
2016	Akron	3-3	3.27	13	13	0	0	0	71.2	64	27	26	5	0	12	63	1	0	.238	.372	.269
	Columbus	6-5	4.10	15	15	0	0	0	90.0	87	42	41	8	0	34	67	1	1	.256	.406	.322
	CLEVELAND	0-0	7.36	2	0	0	0	0	3.2	5	3	3	1	0	2	3	1	0	.313	.563	.389
2017	Columbus	7-12	5.90	24	22	0	0	0	135.2	153	92	89	24	0	53	103	8	0	.295	.503	.354
2018	Columbus	7-3	1.70	14	14	1	1	0	84.2	47	16	16	5	1	16	81	0	0	.158	.246	.204
	CLEVELAND	4-5	5.28	17	12	0	0	1	76.2	78	45	45	21	1	23	60	3	1	.261	.555	.314
Minor Lge. Totals		43-40	3.65	121	119	3	1	0	697.2	625	296	283	66	7	173	595	21	1	.240	.384	.287
CLEVELAND TOTALS		4-5	5.38	19	12	0	0	1	80.1	83	48	48	22	1	25	63	4	1	.263	.556	.318
American League		4-5	5.38	19	12	0	0	1	80.1	83	48	48	22	1	25	63	4	1	.263	.556	.318
National League		--	--	--	--	--	--	--	--	--	--	--	--	--	--	--	--	--	--	--	--
M.L. TOTALS		4-5	5.38	19	12	0	0	1	80.1	83	48	48	22	1	25	63	4	1	.263	.556	.318

CAREER TRANSACTIONS

2010 Selected by the Houston Astros in the 6th round of the June Draft. Did not sign.

2013 Selected by the Cleveland Indians in the 11th round (321st overall) of the June Draft. Signed 7/11.

FIELDING BY POSITION

PCT	2018						PCT	CAREER						
	G	PO	A	E	TC	DP		G	PO	A	E	TC	DP	
1.000	17	3	7	0	10	0	Pitcher	1.000	19	3	8	0	11	0

PITCHERS HITTING

AVG	2018					AVG	CAREER						
	AB	H	HR	RBI	AB		H	HR	RBI				
-	-	-	-	-	-	-	-	-	-	-	-	-	-

2018 SEASON HIGHLIGHTS

- ◆ Split the season between AAA Columbus and Cleveland, spending six different stints with the Major League club, making 12 starts, winning his first three Major League decisions and picking up his first MLB save... Received his first recall of the 2018 season on May 3 to serve as the 26th man in the Tribe's doubleheader vs. Toronto...Earned his first Major League victory in Game 2, allowing three runs on six hits over 7.1 strong innings of work...Longest outing by a Tribe pitcher making his first career start since Cody Anderson worked 7.2 innings on 6/21/2015.
- ◆ Plutko earned his second win in a May 23 start at Chicago-NL...Carried a no-hit bid into the 7th inning, holding the Cubs scoreless over 6.0+ innings in the Tribe's 1-0 victory...Retired a string of 13 consecutive batters before a pair of hits chased him in the bottom of the 7th inning...Won third straight start on May 28 vs. CWS, becoming the first Indians pitcher to win each of his first three career starts since Scott Lewis won his first four career starts from September 10-26, 2008...Earned his first career save on July 11 vs. Cincinnati by working the final 4.0 innings of the Tribe's 19-4 victory (marked the largest margin of victory in a save by a Tribe pitcher since the save became an official statistic in 1969).

PLUTKO'S FAVORITES

- Favorite Movie:** Scarface
- Favorite Group/Artist:** Tupac
- Favorite Athlete Growing Up:** Roger Clemens
- Favorite Team Growing Up:** UCLA
- Person Who Has Most Influenced You:** Dad (Greg)
- Favorite Road City:** Chicago
- Favorite Road Stadium:** Fenway Park
- Favorite TV Show:** Game of Thrones

- ◆ Around his tenure with Cleveland he recorded a mark of 7-3 with a 1.70 ERA in 14 starts with Columbus (84.2IP, 47H, 16ER, 16BB, 8ISO, .158 avg) and over his last four outings he had an ERA of 0.92 (2ER/19.2IP/0HR)...For the season at AAA, RH hitters batted just .157 (24-for-153) and he yielded a .118 (4-for-34) average with runners in scoring position...Threw a no-hitter at Syracuse on June 2, allowing just one baserunner on a 9th-inning walk (retired first 25 batters faced)...Struck out a season-high 11 batters in his July 6 start at Indianapolis...Led the International League in ERA (min. 80.0IP) and WHIP (0.74).
- ◆ Made his final start on Sept. 23 vs. Boston and worked two of his final three outings in relief...Struck out a career-high 8 batters on Sept. 3 vs. KC...Left-handed batters posted an OPS of 1.049 against Adam.

PRO CAREER

- ◆ **2017** Spent most of the season with the Clippers, posting a mark of 7-12 with a 5.90 ERA in 24 games/22 starts (135.2IP, 153H, 89ER, 53BB, 103SO)...Ranked ninth in the IL and seventh in the Indians organization in innings (135.2)...He was with Cleveland, 6/16-22, 8/2-4, and 9/1-3 and did not appear in a game...Adam underwent surgical intervention on 10/9 in Dallas, TX to repair a tear in the labrum of his right hip...Surgery was performed by Dr. Bill Robertson.
- ◆ **2016** Combined 9-8 with a 3.73 ERA in 28 starts between Akron and Columbus (161.2IP, 151H, 69R/67ER, 13HR, 46BB, 130SO, .248 avg)...He finished second among organizational pitchers in innings (161.2) and strikeouts (130) and finished tied for first in starts (28)...Was promoted to Cleveland and added to the 40-man roster on 9/20 following Carrasco's season-ending injury two days prior... He made his MLB debut on 9/24 vs. CWS (1.2IP, 2H, 0R, 1BB, 2SO) and threw 2.0 innings in relief at Detroit on 9/27...Rated by **Baseball America** as having the best change-up in the organization entering 2017.
- ◆ **2015** Split the season between Advanced-A Lynchburg and AA Akron, combining to go 13-7 with a 2.39 ERA (44ER/166.0IP) across 27 starts...Named an Organizational All-Star by **MILB.com**...Named the Indians Minor League Pitcher of the Month for May when he went 3-1 with a 1.24 ERA (4ER/29.0IP) in 5 starts between Lynchburg and Akron...Plutko ranked among organizational leaders in wins (T2nd, 13), ERA (1st), innings pitched (2nd, 166.0) and strikeouts (3rd, 137)...The 24-year-old led all of Double-A in WHIP (1.02).

PERSONAL/MISCELLANEOUS

Full name **ADAM GREGORY PLUTKO** \plet-t-koh...Married, Allison...One son, Tucker...Majored in history and played college baseball at UCLA, finishing his three-year stint there with second-most wins (29), starts (52) and IP (351.1) in school history... Career ERA of 2.25 and 272 career strikeouts both rank seventh on UCLA's all-time lists...Finished his career with the most Postseason wins (7), starts (8), IP (57.2) and lowest ERA (0.94) in school history...One of just four players in UCLA history to earn All-Pac-12 honors three years in a row...10-3 w/a 2.25 ERA in 19 starts as a junior (honorable mention All-America) for the CWS National Champs and was named College World Series Most Outstanding Player after going 2-0 w/a 1.38 ERA in two starts...Logged a 2.63 ERA with 12 strikeouts and a 1.02 WHIP for the USA Collegiate National Team in the summer of 2012...As a sophomore in 2012 (12-3, 2.48 ERA) captured Third-Team All-America honors from **Baseball America** and Second-Team All-America honors from **Perfect Game USA**...Played four years of baseball and graduated from Glendora (CA) High School in 2010...Earned CIF Southern Section Division II Player of the Year honors as a senior and helped lead Glendora to the 2010 CIF Southern Section Division II title, earning **Under Armour** Pre-Season All-America honors...Listed among the top 75 draft prospects for 2010 by **Perfect Game**...Sister, Sara, played soccer at Oregon.

CTRIBE TIDBITS

The 2011 UCLA rotation during his freshman season consisted of Gerrit Cole (Friday), Trevor Bauer (Saturday) and Adam (Sunday). Oddly, it was the only season of his three with the Bruins where they did not go to Omaha.

He also had offers from USC and Oregon, but chose UCLA because of the pitching background and leadership of Coach John Savage.

Played football as a freshman (was QB on Fr. team), kicked and lettered for the varsity...Longest field goal was 43 yards...Gave up kicking to focus on his Major League dreams.

Wife, Allison, was a gymnast for four seasons at UCLA and trained at the same gym as gold medalist Carly Patterson and current UCLA standout gymnast Katelyn Ohashi.

Played Little League with current Tampa INF Daniel Robertson in Upland, CA...Played travel ball with Jake Marisnick, whose father helped show him the change-up grip he still uses to this day.

PLUTKO'S CAREER GAME HIGHS

K's (starter): 8, September 3, 2018 vs. Kansas City; **K's (relief):** 4, July 11, 2018 vs. Cincinnati; **BB's (starter):** 5, August 23, 2018 at Boston; **BB's (relief):** 2, July 11, 2018 vs. Cincinnati; **LONGEST START:** 7.1IP, May 3, 2018 vs. Toronto (Game 2); **LONGEST RELIEF:** 4.0IP, July 11, 2018 vs. Cincinnati; **WINNING STREAK:** 3 games, May 3-28, 2018; **LOSING STREAK:** 4 games, June 30 - September 3, 2018 (active); **HR:** 3, three times, last September 8, 2018 at Toronto; **LAST WIN:** June 24, 2018 vs. Detroit. **LAST SAVE:** July 11, 2018 vs. Cincinnati.



BROOKS POUNDERS 53

SPRING INVITEE

Age: 28, born September 26, 1990 in Riverside, CA

@BrooksPounders
 BrooksPounders

Resides: Temecula, CA

Position: Pitcher

Bats: R Throws: R

Height: 6-5

Weight: 265

ML Service: 0 + 165

Contract Status (Options Remaining): Signed thru 2019 (1)

Acquired: December 22, 2018; Signed by Cleveland to a Minor League free agent contract.

OPPONENTS

YEAR	CLUB	W-L	ERA	G	GS	CG	SHO	SV	IP	H	R	ER	HR	HB	BB	SO	WP	BK	AVG	SLG	OBP
2009	GCL Pirates	2-2	3.04	9	4	0	0	0	23.2	19	11	8	1	1	11	20	2	0	.218	.345	.313
2010	State College	3-3	4.46	16	4	0	0	1	42.1	40	26	21	5	5	15	29	4	0	.253	.405	.328
2011	West Virginia	5-5	3.68	36	1	0	0	3	66.0	61	29	27	9	13	14	72	4	0	.242	.425	.313
2012	Kane County	3-2	3.38	12	8	0	0	0	50.2	52	32	19	2	3	19	57	5	0	.252	.335	.323
	Wilmington	6-4	4.32	16	15	0	0	0	83.1	87	41	40	5	7	25	75	7	1	.269	.381	.333
2013	Northwest Arkansas	5-7	4.50	27	19	1	1	1	116.0	107	63	58	12	11	42	100	3	0	.247	.400	.325
2014	Idaho Falls	0-1	4.80	6	5	0	0	0	15.0	13	9	8	0	0	5	19	1	0	.241	.296	.305
	Wilmington	0-1	4.02	3	3	0	0	0	15.2	16	9	7	0	1	7	18	1	0	.262	.377	.348
2015	AZL Royals	0-0	1.50	4	4	0	0	0	6.0	5	4	1	0	1	0	5	0	0	.217	.261	.250
	Idaho Falls	0-0	0.00	1	1	0	0	0	3.0	1	0	0	0	1	3	4	0	0	.100	.100	.357
	Wilmington	0-1	5.40	2	2	0	0	0	10.0	12	6	6	1	1	1	10	0	0	.316	.447	.350
	Northwest Arkansas	3-4	2.19	8	8	0	0	0	49.1	39	16	12	3	3	19	32	1	1	.223	.331	.310
2016	Omaha	5-3	3.14	31	7	0	0	0	80.1	67	29	28	5	5	37	90	4	1	.226	.327	.321
	Kansas City	2-1	9.24	13	0	0	0	0	12.2	19	13	13	6	0	3	13	0	1	.352	.704	.379
2017	Salt Lake	2-2	2.63	38	2	0	0	6	51.1	42	18	15	6	1	15	49	3	0	.216	.356	.276
	Los Angeles-AL	1-0	10.45	11	0	0	0	0	10.1	17	12	12	4	1	5	12	0	1	.362	.723	.434
2018	Albuquerque	2-3	3.48	26	0	0	0	0	31.0	28	12	12	3	1	10	36	1	0	.235	.403	.298
	Colorado	0-1	7.63	14	0	0	0	0	15.1	25	13	13	3	2	2	17	1	0	.368	.662	.403
Minor Lge. Totals		36-38	3.66	235	83	1	1	11	643.2	589	305	262	52	54	223	616	36	3	.242	.371	.318
CLEVELAND TOTALS																					
	American League	--	--	--	--	--	--	--	--	--	--	--	--	--	--	--	--	--	--	--	--
	National League	0-1	7.63	14	0	0	0	0	15.1	25	13	13	3	2	2	17	1	0	.368	.662	.403
M.L. TOTALS		3-2	8.92	38	0	0	0	0	38.1	61	38	38	13	3	10	42	1	2	.361	.692	.405

CAREER TRANSACTIONS

- 2009 Selected by the Pittsburgh Pirates in the 2nd round (53rd overall) of the June draft. Signed, 6/18.
- 2011 Traded by the Pittsburgh Pirates with Diego Goris to the Kansas City Royals for Yamaico Navarro, 12/7.
- 2016 Traded by the Kansas City Royals to the Los Angeles Angels for Jared Ruxer, 12/1.
- 2017 Granted Free Agency, 11/6.
- 2017 Signed as a Free Agent with the Colorado Rockies, 12/5.
- 2018 Granted Free Agency, 10/9.
- 2018 Signed as a Free Agent with the Cleveland Indians, 12/22.

FIELDING BY POSITION

PCT	G	PO	2018				PCT	G	PO	CAREER				
			A	E	TC	DP				A	E	TC	DP	
1.000	14	1	1	0	2	0	Pitcher	1.000	38	1	2	0	3	0

PITCHERS HITTING

AVG	AB	2018			RBI	AVG	AB	CAREER		
		H	HR	RBI				H	HR	RBI
--	0	0	0	0	--	0	0	0	0	

2018 SEASON HIGHLIGHTS

- ◆ Split the year between Colorado and Triple-A Albuquerque in his first season in the Rockies organization...Was with the Major League club, April 24-June 26...Allowed runs in seven of his 14 appearances with Colorado, as right-handed batters hit .444 (16-for-36) off him with eight extra-base hits...Optioned to Triple-A on June 27 and outrighted off the 40-man roster on July 15...With Albuquerque averaged 10.45 strikeouts per 9.0 IP and allowed only one run over his last 8.1 IP... Recorded a AAA road ERA of 3.06 (6ER/17.2 IP) and limited batters to a .179 (7-for-39) average against.

PRO CAREER

- ◆ **2017** Spent the majority of the season at Triple-A, but made 11 appearances with Los Angeles-AL...Allowed 17 hits and 12 runs over 10.1 innings (10.45 ERA) with the Angels in five separate Major League stints...Made 38 appearances, including two starts for Salt Lake...Limited right-handed batters to a .178 batting average (19-for-107)...No earned runs in the second half for Salt Lake, allowing 10 hits and an unearned run from 7/8-9/3 (19.0 IP)...Designated for assignment 9/8.
- ◆ **2016** After opening the year with Triple-A Omaha, made his Major League debut with Kansas City on 7/5 at Toronto and allowed one earned run in two innings pitched...Three separate stints with the Major League team, pitching in 13 games... Named Triple-A Pitcher of the Year and earned Pacific Coast League Mid-Season All-Star honors ... Earned first Major League win in second career outing 7/7 vs. Seattle after working scoreless ninth inning.
- ◆ **2015** Missed the first two months of the season due to a shoulder strain, but returned to make eight starts at Double-A Northwest Arkansas...Made three starts for Surprise in the Arizona Fall League, tossing 12.0 scoreless innings.
- ◆ **2014** Made nine appearances in 2014, coming off Tommy John surgery in the 2013 offseason.
- ◆ **2013** Pitched the first no-hitter in Northwest Arkansas history on 6/27... Allowed two base runners in his no-hitter, a fielding error in the third inning and a hit batsman in the fifth...Retired the final 13 hitters in a row.

PERSONAL/MISCELLANEOUS

Full name **BROOKS CASEY POUNDERS**....Single...Attended Temecula Valley High School in California and was slated to attend USC...Grew up a big fan of the Trojans...His father, Brad, played at University of California-Riverside and was a third-round selection in the 1984 draft by San Diego...His dad was inducted in UC Riverside Athletics Hall of Fame in '94 and played five seasons (1984-88) in the Padres' Minor League system...Off the field hobbies include deer and duck hunting and is an avid golfer.

POUNDER'S CAREER GAME HIGHS

K's: 6, May 19, 2018 at San Francisco; **BB:** 2, May 24, 2017 at TB; **LONGEST OUTING:** 3.0 innings, May 19, 2018 at San Francisco; **HR:** 2, 2x, last April 23, 2017 vs. Toronto; **WINNING STREAK:** 2 games, Sept. 27, 2016-April 25, 2017; **LAST WIN:** April 25, 2017 vs. Oakland; **LAST SAVE:** N/A.



HANLEY RAMIREZ 13

SPRING INVITEE

Age: 35, December 23, 1983 in Samana, DR



Resides: Miami, FL

Position: Infielder

Bats: R

Throws: R

Height: 6-3

Weight: 238

ML Service: 12 + 077

Contract Status: Signed thru 2019

Acquired: February 26, 2019; Signed by Cleveland to a Minor League free agent contract.

YEAR	CLUB	AVG	G	AB	R	H	2B	3B	HR	RBI	SH	SF	HB	BB	SO	SB	CS	SLG	OBP	OPS	E
2001	DSL Red Sox	.345	54	197	32	68	18	2	5	34	0	3	4	15	22	13	4	--	--	--	--
2002	GCL Red Sox	.341	45	164	29	56	11	3	6	26	0	2	2	16	15	8	6	.555	.402	.957	20
	Lowell	.371	22	97	17	36	9	2	1	19	0	2	2	4	14	4	3	.536	.400	.936	7
2003	Augusta	.275	111	422	69	116	24	3	8	50	5	3	2	32	73	36	13	.403	.327	.730	36
2004	GCL Red Sox	.400	6	20	5	8	0	1	0	7	0	2	2	2	3	1	0	.500	.462	.962	16
	Sarasota	.310	62	239	33	74	8	4	1	24	2	1	4	17	39	12	7	.389	.364	.753	3
	Portland	.310	32	129	26	40	7	2	5	15	0	0	0	10	26	12	3	.512	.360	.871	3
2005	Portland	.271	122	465	66	126	21	7	6	52	5	3	7	39	62	26	13	.385	.335	.720	22
	Boston	.000	2	2	0	0	0	0	0	0	0	0	0	0	2	0	0	.000	.000	.000	0
2006	Florida	.292	158	633	119	185	46	11	17	59	5	2	4	56	128	51	15	.480	.353	.833	26
2007	Florida	.332	154	639	125	212	48	6	29	81	4	4	7	52	95	51	14	.562	.386	.948	24
2008	Florida	.301	153	589	*125	177	34	4	33	67	0	4	8	92	122	35	12	.540	.400	.940	22
2009	Florida	*.342	151	576	101	197	42	1	24	106	1	5	9	61	101	27	8	.543	.410	.954	10
2010	Florida	.300	142	543	92	163	28	2	21	76	0	5	7	64	93	32	10	.475	.378	.853	16
2011	Florida	.243	92	338	55	82	16	0	10	45	1	0	2	44	66	20	10	.379	.333	.712	14
	Jupiter	.476	6	21	6	10	1	1	0	4	0	0	0	1	2	1	0	.619	.500	1.119	1
2012	Miami	.246	93	353	49	87	18	2	14	48	0	2	3	37	72	14	4	.428	.322	.749	9
	Los Angeles-NL	.271	64	251	30	68	11	2	10	44	0	1	3	17	60	7	3	.450	.324	.774	6
2013	Rancho Cucamonga	.333	5	15	1	5	2	0	0	6	0	1	0	1	3	0	0	.467	.353	.820	0
	Los Angeles-NL	.345	86	304	62	105	25	2	20	57	0	2	3	27	52	10	2	.638	.402	1.040	13
2014	Los Angeles-NL	.283	128	449	64	127	35	0	13	71	0	1	6	56	84	14	5	.448	.369	.817	16
2015	Boston	.249	105	401	59	100	12	1	19	53	0	4	4	21	71	6	3	.426	.291	.717	4
2016	Boston	.286	147	549	81	157	28	1	30	111	0	4	7	60	120	9	3	.505	.361	.866	4
2017	Boston	.242	133	496	58	120	24	0	23	62	0	0	6	51	116	1	3	.429	.320	.750	0
2018	Boston	.254	44	177	25	45	7	0	6	29	0	2	2	14	35	4	1	.395	.313	.708	0
Minor Lge. Totals		.300	411	1572	252	471	83	23	27	203	12	14	19	122	237	100	45	.433	.354	.788	23
CLEVELAND TOTALS		--	--	--	--	--	--	--	--	--	--	--	--	--	--	--	--	--	--	--	--
American League		.260	431	1625	223	422	71	2	78	255	0	10	19	146	344	20	10	.450	.326	.776	8
National League		.300	1221	4675	822	1403	303	30	191	654	11	26	52	506	873	261	83	.500	.373	.873	156
M.L. TOTALS		.290	1652	6300	1045	1825	374	32	269	909	11	36	71	652	1217	281	93	.487	.361	.848	164

CAREER TRANSACTIONS

- 2000 Signed by the Boston Red Sox as an amateur free agent, 7/2.
- 2005 Traded by the Boston Red Sox with Jesus Delgado, Harvey Garcia and Anibal Sanchez to the Florida Marlins for Josh Beckett, Mike Lowell and Guillermo Mota, 11/24.
- 2011 DL - strained left lower back, 5/30-6/13. Rehab A Jupiter, 6/10-13.
- 2011 DL - sprained left shoulder, 8/3-remainder of season. Rehab A Jupiter, 8/26-9/1.
- 2012 Traded by the Miami Marlins with Randy Choate to the Los Angeles Dodgers for Nathan Eovaldi and Scott McGough, 7/25.
- 2013 DL - right thumb surgery, 3/22-4/29. Rehab A Rancho Cucamonga, 4/27-28.
- 2013 DL - left hamstring strain, 5/4-6/3. Rehab A Rancho Cucamonga, 5/31-6/3.
- 2014 DL - Right oblique strain, 8/9-24. Granted Free Agency, 10/30.
- 2014 Signed as a Free Agent with the Boston Red Sox, 11/25.
- 2015 DL - right shoulder inflammation, 8/27-remainder of season.
- 2018 Released by the Boston Red Sox, 5/30.
- 2019 Signed as a Free Agent with the Cleveland Indians, 2/26.

ALL-STAR GAME PLAYING RECORD

YEAR	CLUB	AVG	G	AB	R	H	2B	3B	HR	RBI	SH	SF	HBP	BB	SO	SB	CS	E
2008	Florida (@NYY)	.667	1	3	1	2	0	0	0	0	0	0	0	0	1	0	0	1
2009	Florida (@STL)	.000	1	3	0	0	0	0	0	0	0	0	0	0	0	0	0	0
2010	Florida (at LAA)	.000	1	3	0	0	0	0	0	0	0	0	0	0	0	0	0	0
TOTALS		.222	3	9	1	2	0	0	0	0	0	0	0	0	0	0	0	1

POSTSEASON RECORD

YEAR	CLUB	AVG	G	AB	R	H	2B	3B	HR	RBI	SH	SF	HBP	BB	SO	SB	CS	E
2013	LAD (NLDS vATL)	.500	4	16	4	8	4	1	1	6	0	0	0	2	2	1	0	0
	LAD (NLCS vSTL)	.133	5	15	1	2	0	0	0	1	0	0	1	3	5	0	0	0
2014	LAD (NLDS vSTL)	.429	4	14	2	6	1	0	0	2	0	0	0	1	0	1	0	0
2016	BOS (ALDS vCLE)	.250	3	12	0	3	2	0	0	2	0	0	0	0	4	0	0	0
2017	BOS (ALDS vHOU)	.571	4	14	2	8	2	0	0	3	0	0	0	1	2	0	0	0
TOTALS		.380	20	71	9	27	9	1	1	14	0	0	1	7	13	2	0	0

WORLD BASEBALL CLASSIC

YEAR	CLUB	AVG	G	AB	R	H	2B	3B	HR	RBI	SH	SF	HBP	BB	SO	SB	CS	E
2009	Dominican Rep.	.222	3	9	0	2	0	0	0	1	0	1	0	2	1	0	0	1
2013	Dominican Rep.	.227	8	22	3	5	0	0	2	3	0	1	0	7	2	0	2	0
TOTALS		.226	11	31	3	7	0	0	2	4	0	2	0	9	3	0	2	1

FIELDING BY POSITION

PCT	G	PO	2018				DP	PCT	G	PO	CAREER			
			A	E	TC	DP					A	E	TC	DP
-	-	-	-	-	-	-	Shortstop	.967	1077	1592	2690	147	4429	622
1.000	25	182	8	0	190	19	First Base	.997	176	1301	53	4	1358	131
-	-	-	-	-	-	-	Third Base	.958	99	69	137	9	215	20
-	-	-	-	-	-	-	Outfield	.969	92	120	3	4	127	1
1.000	25	182	8	0	190	19	Totals	.973	1444	3082	2883	164	6129	774

2018 SEASON & CAREER HIGHLIGHTS

- ◆ Hanley is the only active player with 250+ HR and 250+ SB in his career...Is a 3-time All-Star, starting at SS for the NL from 2008-10...Career vs. LHP - .296/.376/.519 with 69 HR 232 RBI in 1,546 AB...Finished in the top-11 in BBWAA NL MVP voting in 2007 (10th), 2008 (11th), 2009 (2nd), and 2013 (8th)...Still ranks among Marlins all-time leaders in games (5th, 943), hits (2nd, 1,103), AVG (2nd, .300), runs (2nd, 666), 2B (2nd, 232), 3B (4th, 26), HR (3rd, 148), RBI (5th, 482), SB (2nd, 230), OBP (2nd, .374), and SLG (3rd, .499)...Played for the Dominican Republic in the World Baseball Classic in both 2009 and 2013...The 2013 DR team won all 8 games en route to the WBC title.
- ◆ Spent the first two months of the 2018 season with Boston, hitting .341 (29-for-85) in April with 4 2B, 3 HR and 17 RBI in 22 games (.906 OPS)...Tailed off in May, hitting .163 (13-for-80) with 3 HR and 12 RBI in 19 games and was released on May 30...Appeared in 25 games at first base and during his 2018 stint batted .333 (14-for-42) with 3 2B, 1 HR and an .854 OPS against LHP...Also hit .340 (18-for-53) with RISP...Played 18 games in the Dominican Winter League, Nov. 14-Dec. 14, for Licey, batting .266 (17-for-64) with 4 2B, 3 HR and 10 RBI (.360/.469/.829).

PRO CAREER

- ◆ 2017 Hit his 250th career home run on 6/23 against Los Angeles-AL and scored his 1,000th career run on 7/7 at Tampa Bay...Went 4-for-4 with three RBI in Game 3 of the ALDS, becoming the third Red Sox player to go 4-for-4 or better in a postseason game, joining Spike Owen and Rich Gedman in the 1986 ALCS...Hit .571 (8-for-15) with two doubles and three RBI in the ALDS...Underwent a left shoulder arthroscopy and debridement performed by Dr. James Andrews at the Andrews Institute in Pensacola, FL on 10/17.

ACTIVE PLAYERS WITH 1,000+ RUNS SCORED AND 250+ HR

Player	HR	RUNS
Albert Pujols	633	1,773
Miguel Cabrera	465	1,388
Jose Bautista	344	1,022
Curtis Granderson	332	1,173
Matt Holliday	316	1,157
Robinson Cano	311	1,188
Hanley Ramirez	269	1,045

CAREER SNAPSHOT

PLAYER OF THE WEEK

7/8/2007: Florida (NL)
6/28/2009: Florida (NL)
7/24/2016: Boston (AL)
9/18/2016: Boston (AL)

ALL-STAR

2008: Florida (NL)
2009: Florida (NL)
2010: Florida (NL)

SILVER SLUGGER

2008: Florida (NL)
2009: Florida (NL)

PLAYER OF THE MONTH

6/2008: Florida (NL)

ROOKIE OF THE YEAR

2006: Florida (NL)

◆ **2016** Named Red Sox Comeback Player of the Year by the Boston chapter of the BBWAA after setting a career-high with 111 RBI and hitting at least 30 home runs for the second time in his career...Was only one of six Major Leaguers (Edwin Encarnacion, Nolan Arenado, David Ortiz, Mookie Betts, Albert Pujols) with at least 30 home runs and 110 RBI...Ranked fifth in the American League and sixth in the Majors in RBI (111)...His 63 RBI after the All-Star break were tied with Colorado's Nolan Arenado for the most in the Majors...Led the American League and ranked second in the Majors in slugging percentage (.677) and OPS (1.097) against left-handed pitchers, while his .346 average against lefties ranked second in the AL and fifth in the Majors...Led the Majors in slugging percentage (.809) and OPS (1.220) at home after the All-Star break.

**HIGHEST POSTSEASON AVG.
IN MLB HISTORY (min. 75 PA)**

Player	AVG
Lou Brock	.391 (34-for-87)
Hanley Ramirez	.380 (27-for-71)
Carl Yastrzemski	.369 (24-for-65)

**HIGHEST POSTSEASON OBP
IN MLB HISTORY (MIN. 75 PA)**

Player	OBP
Lou Gehrig	.483
Babe Ruth	.470
Hanley Ramirez	.450

◆ **2015** Signed as a free agent with the Boston Red Sox prior to the season...Played in only 28 games after the All-Star break and was placed on the 15-day disabled list with right shoulder inflammation on 9/5 and missed the club's final 35 games.

◆ **2014** Led Major League shortstops in on-base percentage (.369), slugging percentage (.448) and OPS (.817) for the National League West-champion Dodgers...Ranked 10th in the National League in on-base percentage (.369) and RBI ratio (6.3 AB/RBI).

◆ **2013** Hit a career-best .345 (105-for-304) with 20 home runs and a 1.040 OPS and finished eighth in the National League Most Valuable Player voting despite being limited to just 86 games due to injury... Among Major Leaguers with at least 300 plate appearances, ranked first in slugging percentage (.638) and second in average (.345) and OPS (1.040) to Detroit's Miguel Cabrera...Hit over .365 in three different months, including June (.375, 24-for-64), July (.365, 38-for-104) and September (.370, 20-for-54)...Missed 52 games due to two different stints on the disabled list...Underwent surgery on 3/22 to repair a ligament in his right thumb suffered in the World Baseball Classic...Recorded a career-best 19-game hitting streak in June...Hit .500 (8-for-16) with six extra-base hits and six RBI in the Dodgers' NLDS win over Atlanta.

◆ **2012** Began the season with Miami before being traded to the Dodgers along with Randy Choate in exchange for Nathan Eovaldi and Scott McGough on 7/25.

◆ **2011** Limited to just 92 games due to two different disabled list stints.

◆ **2010** Batted at least .300 (.300) with 20 or more home runs (21) and at least 20 stolen bases (32) for the fourth straight season...Voted the National League's starting shortstop for the All-Star Game for a third consecutive year, becoming the first NL shortstop to start three straight All-Star Games since Ozzie Smith (10 straight, 1983-92)...Finished sixth in the NL in stolen bases (32) and became just the second Marlin to record four straight seasons with at least 30 stolen bases...Finished second in the State Farm Home Run Derby with 26 home runs (David Ortiz, 32).

◆ **2009** Became first Marlins player and 10th shortstop in Major League history to win a batting title, leading the National League with a .342 average (197-for-576)...Was the first NL shortstop to win a batting title since Dick Groat in 1960...Named the NL's starting shortstop for the All-Star Game for a second straight season and won his second Silver Slugger Award...Finished second in the BBWAA National League Most Valuable Player voting behind St. Louis' Albert Pujols...Ranked among NL leaders in hits (3rd, 197), runs (t-8th, 101), doubles (t-5th, 42), RBI (t-6th, 106), stolen bases (t-6th, 27) and on-base percentage (6th, .410)...Led the NL with a .352 average (147-for-418) against RHP.

◆ **2008** Hit a career-high 33 HR with a .301 batting average and 35 stolen bases to become the fourth shortstop in Major League history to record at least 30 home runs and 30 stolen bases, joining Philadelphia's Jimmy Rollins (2007), Seattle's Alex Rodriguez (1998) and Cincinnati's Barry Larkin (1996)...Led the Majors in runs scored (125) and ranked fifth in the NL in on-base percentage (.400), sixth in OPS (.940), seventh in slugging percentage (.540), tied for ninth in home runs (33) and tied for 10th in hits (177)...Received his first All-Star Game selection, becoming the first Marlin to start the season with the team and be elected a starter...Earned his first Silver Slugger Award and finished 11th in the voting for NL Most Valuable Player by the BBWAA.

◆ **2007** Hit .332 with 29 home runs and 81 RBI, tying for second in the National League in hits (212), the second-most in Marlins history behind Juan Pierre's 221 in 2004...Ranked third in the NL in stolen bases, swiping 51 bags for the second straight season...Set a Marlins record and finished second in the NL in runs scored (125)...At the time, joined Ernie Banks (82 in 1955, 81 in 1958) and Jimmy Rollins (88 in 2007) with at least 81 extra base hits (81) as a NL shortstop...Ranked third in the NL with a .399 (59-for-148) average against left-handed pitching...Finished 10th in the NL Most Valuable Player voting by the BBWAA.

- ◆ **2006** Named NL Rookie of the Year after leading Major League rookies in average (.292), hits (185), triples (11), extra-base hits (74), runs (119) and stolen bases (51)...His 185 hits were the most by an NL rookie since Albert Pujols (194, 2001)... Only three NL rookies had scored more than his 119 runs since 1956, including Cincinnati's Vada Pinson (131, 1959), **2006** Named NL Rookie of the Year after leading Major League rookies in average (.292), hits (185), triples (11), extra-base hits (74), runs (119) and stolen bases (51)...His 185 hits were the most by an NL rookie since Albert Pujols (194, 2001)... Only three NL rookies had scored more than his 119 runs since 1956, including Cincinnati's Vada Pinson (131, 1959), Philadelphia's Dick Allen (125, 1964) and Cincinnati's Frank Robinson (122, 1956)...His 46 doubles were the sixth most by a rookie in Major League history...Became the fifth Major League player since 1900 to hit at least 45 doubles with at least 50 stolen bases, joining Detroit's Ty Cobb (1911), Boston's Tris Speaker (1912), St. Louis' Lou Brock (1968) and Houston's Craig Biggio (1998)...Became the first NL rookie to score at least 110 runs with at least 50 stolen bases and joined Seattle's Ichiro Suzuki (2001) as the only rookies since 1900 with at least 115 runs and at least 50 stolen bases... Became second NL rookie to hit at least 17 home runs while playing at least 100 games at shortstop (Chicago-NL's Ernie Banks, 19 HR in 1954)...Tied Boston's Nomar Garciaparra (1997) for the most leadoff home runs by a rookie (7)...Joined Philadelphia's Juan Samuel (1984) as the only rookies with at least 10 home runs and 50 stolen bases and Garciaparra as the only rookie shortstops with at least 15 home runs and 100 runs scored...Recorded his first Major League hit off Houston's Roy Oswalt on April 3 and connected for his first home run off Cincinnati's Eric Milton on 4/18.
- ◆ **2005** Made his Major League debut with Boston on 9/20 at Tampa Bay, entering at shortstop in the seventh inning...Was ranked as Boston's top prospect by Baseball America for the third straight season following the year...Was traded to the Marlins along with pitchers Jesus Delgado, Harvey Garcia and Anibal Sanchez in exchange for infielder Mike Lowell and pitchers Josh Beckett and Guillermo Mota on 11/24.

PERSONAL/MISCELLANEOUS

Full name **HANLEY RAMIREZ**...Wife, Elizabeth...Three kids, Hanley, Jr. and Hansel, and daughter, Hailey... Attended Adbentista High School in the DR....Started the "Hanley's Heavy Hitters" program in 2016, purchasing tickets for Boston-area children once per month and meeting them during batting practice...Has worked closely with the Ministry-of-Giving non-profit organization in Weston, FL...Through their combined efforts, has assisted children in Santo Domingo and Samana in the Dominican Republic by donating school supplies to students in need, and distributing toys to underprivileged children on the Three Kings Day holiday.

RAMIREZ' CAREER GAME HIGHS

HITS: 5, July 10, 2008 at LA Dodgers; **RUNS:** 4, three times; **2B:** 3, four times, last July 16, 2011 at Chicago-NL; **HR:** 3, July 20, 2016 vs. SF; **MULTI-HR GAMES:** 22, May 2, 2017 vs. Baltimore; **RBI:** 6, two times, last Aug. 12, 2016 vs. Arizona; **BB:** 4, two times, last May 7, 2017 at Minnesota; **SB:** 3, two times, Sept. 15, 2007 at Colorado; **HITTING STREAK:** 19 games, June 19-July 8, 2013; **GRAND SLAMS:** 7, June 29, 2010 vs. NY Mets off Hisanori Takahashi; **LEAD-OFF HR:** 25, Aug. 7, 2010 vs. ST off Jake Westbrook; **"WALK-OFF" HR:** 3, July 18, 2017 vs. Toronto; **PINCH-HIT HR:** 1, July 3, 2007 at SD off Greg Maddux; **INSIDE-THE-PARK HOME RUNS:** 1, Sept. 27, 2006 vs. Cincinnati off Todd Coffey.



JOSÉ RAMÍREZ 11

Age: 26, born September 17, 1992 in Bani, DR

Resides: Bani, DR

Position: Infielder

Bats: S

Throws: R

Height: 5-9

Weight: 190

ML Service: 4 + 074

Contract Status: Signed thru 2021 w/club options in 2022 and 2023.

Acquired: November 26, 2009; Signed by Cleveland as a Non-Drafted Free Agent.



@MrLapara

@ramirez_jose11

YEAR	CLUB	AVG	G	AB	R	H	2B	3B	HR	RBI	SH	SF	HB	BB	SO	SB	CS	SLG	OBP	OPS	E
2011	AZL Indians	.325	48	194	30	63	13	4	1	20	3	2	2	7	17	12	6	.448	.351	.800	10
2012	Mahoning Valley	.364	3	11	2	4	2	0	0	0	1	0	0	1	0	2	1	.545	.417	.962	0
	Lake County	.354	67	277	54	98	13	4	3	27	8	3	1	24	26	15	6	.462	.403	.865	2
2013	Akron	.272	113	482	78	131	16	6	3	38	7	4	1	39	41	*38	16	.349	.325	.674	21
	CLEVELAND	.333	15	12	5	4	0	1	0	0	0	0	0	2	2	0	1	.500	.429	.929	1
2014	Columbus	.302	60	245	37	74	15	2	5	29	2	5	0	25	30	19	11	.441	.360	.801	4
	CLEVELAND	.262	68	237	27	62	10	2	2	17	#13	2	1	13	35	10	1	.346	.300	.646	4
2015	CLEVELAND	.219	97	315	50	69	14	3	6	27	5	2	1	32	39	10	4	.340	.291	.631	11
	Columbus	.293	44	174	29	51	13	2	1	12	3	1	0	17	9	15	4	.408	.354	.762	5
2016	CLEVELAND	.312	152	565	84	176	46	3	11	76	1	4	4	44	62	22	7	.462	.363	.825	7
2017	CLEVELAND	.318	152	585	107	186	*56	6	29	83	0	5	3	52	69	17	5	.583	.374	.957	12
2018	CLEVELAND	.270	157	578	110	156	38	4	39	105	0	6	8	106	80	34	6	.552	.387	.939	14
Minor Lge. Totals		.304	335	1383	230	421	72	18	13	126	24	15	4	113	123	101	44	.411	.355	.766	42
CLEVELAND TOTALS		.285	641	2292	383	653	164	19	87	308	19	19	17	249	287	93	24	.487	.357	.844	49
American League		.285	641	2292	383	653	164	19	87	308	19	19	17	249	287	93	24	.487	.357	.844	49
National League		--	--	--	--	--	--	--	--	--	--	--	--	--	--	--	--	--	--	--	--
M.L. TOTALS		.285	641	2292	383	653	164	19	87	308	19	19	17	249	287	93	24	.487	.357	.844	49

#Tied for American League lead *Led American League

CAREER TRANSACTIONS

2009 Signed as a non-drafted free agent by the Cleveland Indians, 11/26.

POSTSEASON RECORD

YEAR	CLUB	AVG	G	AB	R	H	2B	3B	HR	RBI	SH	SF	HBP	BB	SO	SB	CS	E
2016	CLE (ALDS v BOS)	.500	3	10	4	5	1	0	0	0	0	0	0	2	1	0	1	0
	CLE (ALCS v TOR)	.059	5	17	0	1	0	0	0	1	0	0	0	0	2	0	0	0
	CLE (WS v CHI)	.310	7	29	2	9	1	0	1	2	0	0	0	1	5	0	0	0
2017	CLE (ALDS v NYY)	.100	5	20	2	2	0	0	0	0	0	0	0	2	7	0	0	1
2018	CLE (ALDS v HOU)	.000	3	11	0	0	0	0	0	1	0	0	0	1	3	0	0	0
TOTALS		.195	23	87	8	17	2	0	1	4	0	0	0	6	18	0	1	1

ALL-STAR GAME RECORD

YEAR	CLUB	AVG	G	AB	R	H	2B	3B	HR	RBI	SH	SF	HBP	BB	SO	SB	CS	E
2017	Cleveland (at MIA)	1.000	1	2	0	2	0	0	0	0	0	0	0	0	0	0	0	0
2018	Cleveland (at WSH)	.000	1	2	0	0	0	0	0	0	0	0	0	0	1	0	0	0
TOTALS		.500	2	4	0	2	0	0	0	0	0	0	0	0	1	0	0	0

FIELDING BY POSITION

PCT	G	PO	2018				PCT	G	PO	CAREER						
			A	E	TC	DP				A	E	TC	DP			
.965	137	94	205	11	310	21			Third Base	.970	357	217	551	24	792	63
.950	16	24	33	3	60	5			Second Base	.978	145	197	338	12	547	84
-	-	-	-	-	-	-			Shortstop	.970	109	127	260	12	399	56
-	-	-	-	-	-	-			Outfield	.987	50	75	1	1	77	0
.962	153	118	238	14	370	26			Totals	.973	661	616	1150	49	1815	203

2018 SEASON HIGHLIGHTS

- ◆ Put together another historic offensive season, joining Grady Sizemore (2008) and Joe Carter (1987) as the only three Indians players in franchise history with at least 30 steals and 30 home runs in a season...As late as July, he was vying to become the first American League player since Ty Cobb (1909) to lead the league in steals and home runs...Became the fourth player whose primary position was third base to enjoy a 30HR/30SB season, joining David Wright (2007), Howard Johnson (1987, '89, '91) and Tommy Harper (1970)...Became the 25th player in MLB history and first Indian with at least 30 homers & steals and at least 100 runs & RBI (last done by Ryan Braun in 2012; the last overall player in MLB along with Mike Trout to record a 30/30 season; Mookie Betts joined them in late September)...Became the first third baseman in club history to notch multiple Silver Slugger Awards, was a top-three finalist for the **Rawlings** Gold Glove Award (3B) and again placed third in the A.L. MVP voting...**Sporting News** Postseason A.L. All-Star.
- ◆ Became the franchise's all-time single-season leader for home runs by a switch-hitter (39), connecting for his 35th homer on August 13 at Cincinnati, breaking Carlos Santana's mark of 34 in 2016 in team game #118...Ramirez and Francisco Lindor became the first pair of switch-hitting teammates to each hit 30 homers in a season and also the first switch-hitting pair to record 20 steals and 20 homers within the same season...He and Lindor were the first duo in club history with at least 50 extra-base hits in first half and the first MLB teammates to each get 80 extra-base hits in consecutive seasons since Joe DiMaggio and Lou Gehrig did so for the Yankees in 1936-37.
- ◆ For the second consecutive year, Ramirez was elected the American League starting third baseman in the All-Star Game...Entered the break hitting .302 (108-for-358) with 26 doubles, 29 home runs and 70 RBI in 94 games (20 SB)...Entered the break leading the A.L. in extra-base hits, tied-first in HR, second in RBI and third in steals...The last Indians third baseman to start consecutive All-Star contests was Al Rosen in 1953 and 1954...Enjoyed a career-high 32-game on-base streak (via hit or walk) from May 22-June 26... Set a club record with 29 first-half homers, tied for the most in MLB history by a switch-hitter (Lance Berkman; Mickey Mantle).
- ◆ Became the fourth player in MLB history w/30+HR, 20+SB over a team's first 100 games of season (Alex Rodriguez 1998; Jeff Bagwell 1999; Alfonso Soriano 2006)... Ramirez joined Bobby Abreu, Barry Bonds and Bagwell as the only players in MLB history with at least 100 runs/walks/RBI and 30 HR/steals (9th time overall)...Named A.L. Player of the Month for July, batting .322 (29-for-90) with 8 HR, 25 RBI and an OPS of 1.164...His 31 games of multiple extra-base hits since the beginning of 2017 are the most in MLB over that span...Also leads MLB with 172 extra-base hits since the start of 2017.
- ◆ Overall made 137 starts at third base, four starts at DH and made 16 starts at second base...Was fourth among A.L. third basemen with three defensive runs saved (**Fangraphs**)...Slumped over the last two months, hitting .203 (37-for-182) after August 2 and from August 15-on he batted .166 (24-for-145) with 3 HR and 16 RBI over his last 40 games...Hit .360 (18-for-50) with RISP-2outs... Finished second in MLB for the month of May with a 1.189 OPS...His 33 go-ahead RBI led team and were 14 more than any other club batter.

CAREER SNAPSHOT

SILVER SLUGGER

2017 2018

MLB ALL-STAR

2017 2018

3rd Place A.L. MVP

2017 2018

PLAYER OF THE MONTH

July 2018: Cleveland (A.L.)

PLAYER OF THE WEEK

6/18/2017: Cleveland (A.L.)

9/3/2017: Cleveland (A.L.)

7/15/2018: Cleveland (A.L.)

MLB.COM ORGANIZATION ALL-STAR

2012: Cleveland (AL)

2014: Cleveland (AL)

30 HR / 30 STEALS

MLB LAST 10 SEASONS, 2009-18

1. José Ramirez (CLE/'18)	39/34
2. Mookie Betts (BOS/'18)	32/30
3. Ryan Braun (MIL/'12)	41/30
4. Mike Trout (LAA/'12)	30/49
5. Ryan Braun (MIL/'11)	33/33
6. Jacoby Ellsbury (BOS/'11)	32/39
7. Matt Kemp (LA/'11)	39/40
8. Ian Kinsler (TEX/'11)	32/30
9. Ian Kinsler (TEX/'09)	31/31

MLB EXTRA-BASE HITS,

2017-2018

1. José Ramirez	172
2. Nolan Arenado	165
3. Giancarlo Stanton	164
4. Francisco Lindor	163

2018

MAJOR LEAGUE OVERALL RANKINGS

Category	Rank	#
HR	T4th	39
OPS	5th	.939
Times On	5th	270
BB	5th	106
SB	T5th	34

MAJOR LEAGUE BASEBALL

2018 OPS LEADERS

1. Mike Trout (LAA)	1.088
2. Mookie Betts (BOS)	1.078
3. J.D. Martinez (BOS)	1.031
4. Christian Yelich (MIL)	1.000
5. José Ramirez (CLE)	.939

AMERICAN LEAGUE b-r WAR, 2018

1. Mookie Betts (BOS)	10.9
2. Mike Trout (LAA)	10.2
3. Matt Chapman (OAK)	8.2
4. Francisco Lindor (CLE)	7.9
José Ramirez (CLE)	7.9

PRO CAREER

◆ **2017** Enjoyed one of the finest offensive seasons in Indians history, joining Grady Sizemore (2006) as the only Indians with at least 100 runs scored, 50 doubles, 25 home runs and 15 stolen bases within the same campaign, earning his first A.L. All-Star selection while finishing in the top 10 in MLB in **B-R WAR** (6.9, 7th among pos. players), extra-base hits, doubles and total bases... His extra-base hits (91) and doubles (56) totals each ranked in the top-five in a single-season in the 117-year history of the franchise...91 extra-base hits were second-most by a switch-hitter in MLB history (Lance Berkman 94 in 2001)...Became the 19th player in MLB history with at least 56 doubles in a season, the first since Brian Roberts (BAL) had 56 in 2009...Was a top-three finalist for the **Rawlings** Gold Glove Award at third base & won first career Silver Slugger Award ...Earned third place finish in the 2017 A.L. MVP voting...Became the first Indians hitter since Grady Sizemore (92) in 2006 to lead the A.L. in extra-base hits, the first Indians infielder since A.L. Rosen in 1953 (75) to lead the circuit in XBH and the most by an Indians infielder since 1B Hal Trosky's 96 in 1936... The last Indians infielder to lead the league in doubles was Lou Boudreau in 1947 (45)...Season was encapsulated into a single day as he tied the Major League record for extra-base hits in a game at Detroit on 9/3, going 5-for-5 with three doubles and two homers, the 13th player in 132-year history of MLB (third Indians player) to record five extra-base hits in a contest... Became the first player in modern MLB history with as many as 14 extra-base hits over a seven-game span, 6/14-19 (**Elias**)...Was the first of two seven-game extra-base hit streaks (also 6/29-7/6), the first Indians hitter to have two such streaks within the same season (**Stats LLC**)...Recorded at least two hits in nine straight games, 6/14-21, the longest streak by an Indians batter since 1936 (Roy Hughes)...Joe Jackson had an 11-game multiple hit streak in 1911 and a 10-gamer in 1910...Doubled in a club record seven straight games, 6/14-19, just one shy of the MLB record (Yadier Molina 2016, Derrek Lee 2007)...His .957 OPS was the highest in MLB history among players who appeared in at least 60 games at both second and third base within the same season...On the year he appeared in 71 games at second (65 starts) and 88 games at third (86 starts)...Enjoyed six two-homer games on the season, which was tied for fourth among all MLB hitters behind Stanton's 10...Also homered from both sides of the plate three times (6/17, 7/2, 9/3) to equal A.L. single-season record (last Teixeira 2009)... Batted .423 (30/71) with 17 runs, 11 2B, 8 HR & 14 RBI over the club's A.L. record 22-game hitting streak, 8/24-9/14...From 8/24-end of the season he batted .400 (46/115) with 27 runs, 17 2B, 11 HR and 24 RBI over his final 30 games.

◆ **2016** Appeared at four different positions and started at all nine spots in the batting order as his production eased the loss of Michael Brantley for most of the season...Ranked third in MLB in doubles (46)...Made 47 starts (48 games) in left field, 91 starts (117 games) at third base, three starts (nine games) at second base and three starts (five games) at shortstop... Was the primary third baseman over the last two months of the season following the release of Juan Uribe (only appeared at 3B after 7/30)...Was lethal in the clutch, hitting .346 (80/231) with runners on base (fourth-highest in the American League) and .355 (50/141) with runners in scoring position (t-fifth-highest in the A.L.)...Enjoyed a career-high 18-G hitting streak from 7/26-8/14, the longest by an Indian in 2016...Became the fourth Indians player (fifth time) to homer and steal three bases in the same game on 8/12 vs. the LA Angels...Became the third Indians player (fourth time) to steal at least three bases and score four or more runs in the same game, the first since Kenny Lofton in September 2000 (Lofton 2x, Ray Chapman 1918)... Batted .268 (15/56) in 15 Postseason games, starting each one at third base, with 6 runs, 2 2B, 1 HR, 3 RBI...Lone home run came in Game 5 of World Series at Chicago off Jon Lester...Reached safely in 7 of 12 plate appearances in the ALDS vs. Boston.

2018 AMERICAN LEAGUE MOST VALUABLE PLAYER VOTING						
Player (Team)	1st	2nd	3rd	4th	5th	PTS
1. Mookie Betts (BOS)	28	2	-	-	-	410
2. Mike Trout (LAA)	1	24	2	1	2	265
3. José Ramírez (CLE)	-	1	10	11	3	208
4. J.D. Martinez (BOS)	1	2	8	5	5	198
6. Francisco Lindor (CLE)	-	4	3	7	169	

2017 AMERICAN LEAGUE MOST VALUABLE PLAYER VOTING						
Player (Team)	1st	2nd	3rd	4th	5th	PTS
1. Jose Altuve (HOU)	27	3	-	-	-	405
2. Aaron Judge (NYY)	2	27	1	-	-	279
3. José Ramírez (CLE)	1	-	22	6	1	237
4. Mike Trout (LAA)	-	-	6	18	3	197
5. Francisco Lindor (CLE)	-	-	-	4	12	143

CAREER LEAGUE LEADERS bWAR Position Players	
2017 AL	6.9 (4th)
2018 AL	7.9 (4th)
BATTING AVERAGE	
2017 AL	6.9 (4th)
2018 AL	7.9 (4th)
ON-BASE PCT.	
2016 AL	.363 (10th)
2018 AL	.387 (6th)
SLUGGING PCT.	
2017 AL	.583 (3rd)
2018 AL	.552 (4th)
OPS	
2017 AL	.957 (4th)
2018 AL	.939 (4th)
RUNS SCORED	
2017 AL	107 (4th)
2018 AL	110 (4th)
HITS	
2017 AL	186 (5th)
TOTAL BASES	
2017 AL	341 (2nd)
2018 AL	319 (4th)
DOUBLES	
2016 AL	46 (2nd)
2017 AL	56 (1st)
HOME RUNS	
2018 AL	39 (4th)
RBI	
2018 AL	105 (4th)
WALKS	
2018 AL	106 (2nd)
STEALS	
2016 AL	22 (9th)
2018 AL	34 (3r)

2017 MAJOR LEAGUE EXTRA BASE HIT LEADERS	
1. José Ramírez	91
Giancarlo Stanton (MIA)	91
3. Nolan Arenado (COL)	87
4. Charlie Blackmon (COL)	86
5. Jose Abreu (CWS)	82

2017 AMERICAN LEAGUE OPS (on-base+slg%) LEADERS	
1. Mike Trout (LAA)	1.071
2. Aaron Judge (NYY)	1.049
3. Jose Altuve (HOU)	.957
4. José Ramírez (CLE)	.957
5. Nelson Cruz (SEA)	.924

MLB HISTORY OPS, 60+ GAMES AT 2B & 3B	
1. José Ramírez (2017, CLE)	.957
2. John Valentin (1997, BOS)	.871
3. Frankie Frisch (1921, NYG)	.870
4. Tony Lazzeri (1930, NYY)	.835
5. Jorge Cantu (2005, TB)	.808

2017 AL POS PLAYER WAR	
1. Jose Altuve (HOU)	8.4
2. Aaron Judge (NYY)	8.1
3. Andrelton Simmons (LAA)	7.1
4. José Ramírez (CLE)	6.8
5. Mike Trout (LAA)	6.7

◆ **2015** Started the year as the every day shortstop and ended the year in a valuable utility role around a two-month stint in AAA Columbus... Started the season making 43 starts at shortstop (46 games) and was hitting .180 (27/150) with 19 runs, 6 doubles, 1 home run and 8 RBI over the first 46 games of the season before being optioned to AAA Columbus on 6/7...Was recalled for one game on 7/12 when Mike Aviles went on the Family Medical Emergency List and was optioned back to Columbus the next day...Recalled for his third stint on 8/3 and spent the remainder of the season on the Major League roster...Spent off-season working out and boning up on his English at the IMG Academy.

◆ **2014** Split the season between AAA Columbus and Cleveland, taking over full-time shortstop duties following the 7/31 Asdrubal Cabrera trade....Was limited in big league camp in March due to off-season thumb surgery suffered in winter ball...Finished tied for the A.L. lead w/with 13 sacrifice bunts (Coco Crisp 2005 last Indian to lead/share league lead)...Hit his first Major League home run on 8/9 at New York-AL off Brandon McCarthy...Was sixth among league rookies in batting average and T10th in on-base pct...Was the ninth-youngest player to appear in an American League game in 2014... Named an organizational All-Star by *MiLB.com*.

◆ **2013** Made the jump from Class-A Lake County in 2012 to AA Akron and eventually the Major Leagues in 2013... He led the Eastern League in stolen bases (38), finished fifth in runs (78)...Finished tied-first in the Indians PD system with Tyler Naquin in runs (78)...He entered the 2013 season as the ninth-best prospect in the Indians system according to *MLB.com*... Had only 41 strikeouts in 482 at-bats (534 total plate appearances)...Was on the minor league D.L. from 7/15-30 with a sprained left ankle...Promoted to Cleveland on 9/1 when rosters expanded and made MLB debut that day pinch-running at Detroit...Pinch-ran and scored on two grand slams during his first week with the club and made his first career start at third base on 9/9 vs. KC and collected his first hit (Ervin Santana) and scored his first run that night (2/3, RS)...Injured his left thumb sliding during a winter ball game on 11/22 while playing for Toros del Este in the Dominican Winter League that required surgery on 12/11.

◆ **2012** Named an *MiLB.com* Organization All-Star at Lake County.

◆ **2011** Led the entire Indians Player Development System in batting average (.325) at rookie Arizona.

PERSONAL/MISCELLANEOUS

Full name **JOSÉ ENRIQUE RAMÍREZ**...Single...In the off-season he enjoys going to the beach and spending time with his family... 2015 & 2017-2019 Tribe Fest participant..Spent 2015-17 off-season training at the IMG Academy in Bradenton, FL ...Club recipient of the MLBPA Heart and Hustle Award in 2017 and 2018... Teamed up with the Cleveland Coffee company in 2017 for a signature -Jose!Jose! -blend of coffee to raise money for the Boys and Girls Clubs of Cleveland.

CLEVELAND INDIANS HISTORY SINGLE-SEASON LEADERS DOUBLES

1. George Burns (1926)	64
2. Tris Speaker (1923)	59
3. José Ramírez (2017)	56
4. Grady Sizemore (2006)	53
5. Albert Belle (1995)	52
Tris Speaker (1921)	52
Tris Speaker (1926)	52
8. George Burns (1927)	51
Johnny Hodapp (1930)	51
Nap Lajoie (1910)	51

EXTRA BASE HITS

1. Albert Belle (1995)	103
2. Hal Trosky (1936)	96
3. Grady Sizemore (2006)	92
4. José Ramírez (2017)	91
5. Albert Belle (1996)	89
Hal Trosky (1934)	89
7. Tris Speaker (1923)	87
8. Earl Averill (1934)	85
9. Ed Morgan (1930)	84
10. Earl Averill (1932)	83

INDIANS CLUB HISTORY Single-Season HR, Switch-Hitter

1. José Ramírez (2018)	39
2. Francisco Lindor (2018)	38
3. Carlos Santana (2016)	34
4. Francisco Lindor (2017)	33
5. Jose Ramirez (2017)	29

RAMIREZ' FAVORITES

Favorite Movie: Sanky Panky

Favorite Group/Artist: Lito Kirino

Favorite Athlete Growing Up: Jose Reyes

Favorite Team Growing Up: Cleveland Indians

Person Who Has Most Influenced You: Mom and Dad


Favorite Road City: Kansas City

Favorite Road Stadium: Kauffman Stadium

Favorite TV Show: Telemundo

RAMÍREZ'S CAREER GAME HIGHS

HITS: 5, September 3, 2017 @DET (all XBH, tied MLB record); **RUNS:** 4, three times, last July 28, 2017 @CWS; **DOUBLES:** 3, two times, last September 3, 2017 @DET; **HR:** 2, nine times, last July 30, 2018 @MIN; **RBI:** 6, April 15, 2017 vs. DET; **SB:** 3, August 12, 2016 vs. LAA; **WALKS:** 4, June 22, 2018 vs. DET; **HITTING STREAK:** 18 games, July 26-August 14, 2016; **GRAND SLAMS:** n/a; **LEAD-OFF HR:** n/a; **"WALK-OFF" HR:** n/a; **PINCH-HIT HR:** 1, Sept. 8, 2015 @CWS (Duke); **EJECTIONS:** 0



NEIL RAMIREZ 58

Age: 29, born May 25, 1989 in Virginia Beach, VA

Resides: Franklin, TN

Position: Pitcher

Bats: R

Throws: R

Height: 6-4

Weight: 215

ML Service: 4 + 001

Contract Status (Options remaining): Signed thru 2019 (0)

Acquired: November 30, 2017; Signed by Cleveland to a Minor League free agent contract.



@NAndrewRam

neil_rami

OPPONENTS

YEAR	CLUB	W-L	ERA	G	GS	CG	SHO	SV	IP	H	R	ER	HR	HB	BB	SO	WP	BK	AVG	SLG	OBP
2008	Spokane	1-2	2.66	13	13	0	0	0	44.0	25	15	13	5	6	29	52	4	4	.166	.285	.321
2009	Hickory	3-6	4.75	18	14	0	0	0	66.1	58	40	35	8	14	41	56	4	0	.235	.405	.373
2010	Hickory	10-8	4.43	28	26	1	0	0	140.1	150	79	69	14	17	37	142	8	1	.281	.423	.343
2011	Myrtle Beach	0-0	0.00	1	1	0	0	0	4.2	1	0	0	0	0	1	9	1	0	.063	.063	.118
	Round Rock	4-3	3.63	18	18	0	0	0	74.1	63	34	30	6	6	35	86	7	0	.229	.349	.328
	Frisco	1-0	1.89	6	6	0	0	0	19.0	13	4	4	1	1	8	24	1	1	.194	.299	.286
2012	Round Rock	6-8	7.66	15	15	0	0	0	74.0	78	65	63	12	6	31	63	6	0	.271	.469	.352
	Frisco	2-5	4.20	13	12	0	0	0	49.1	47	26	23	6	5	16	45	5	1	.258	.440	.327
2013	Frisco	9-3	3.84	21	21	0	0	0	103.0	77	46	44	8	5	42	127	10	2	.213	.337	.301
	Tennessee	0-0	0.00	1	1	0	0	0	4.2	1	0	0	0	0	2	5	0	0	.071	.071	.188
2014	Iowa	0-0	7.71	6	0	0	0	0	7.0	7	6	6	2	0	5	11	0	0	.250	.500	.364
	Chicago-NL	3-3	1.44	50	0	0	0	3	43.2	29	11	7	2	2	17	53	3	1	.184	.278	.271
	AZL Cubs	0-0	6.75	2	0	0	0	0	1.1	2	2	1	0	0	2	2	0	0	.286	.286	.444
2015	Chicago-NL	1-0	3.21	19	0	0	0	0	14.0	12	5	5	1	0	6	15	2	0	.231	.385	.300
	Tennessee	1-1	3.38	6	0	0	0	0	5.1	3	2	2	0	0	3	8	0	0	.158	.158	.273
	Iowa	0-0	0.00	1	0	0	0	0	0.2	1	0	0	0	0	0	1	0	0	.333	.333	.333
2016	Chicago-NL	0-0	4.70	8	0	0	0	0	7.2	5	4	4	1	0	8	10	3	0	.200	.400	.371
	Milwaukee	0-0	10.80	2	0	0	0	0	1.2	2	2	2	2	0	0	3	0	0	.286	1.143	.286
	Minnesota	0-0	6.14	8	0	0	0	0	14.2	15	10	10	5	0	10	11	2	0	.278	.611	.385
	Rochester	0-0	3.10	16	0	0	0	0	20.1	14	7	7	2	1	7	27	0	0	.197	.338	.272
2017	San Francisco	0-0	8.71	9	0	0	0	0	10.1	15	15	10	2	1	4	18	2	0	.319	.511	.377
	New York-NL	0-1	6.43	20	0	0	0	0	21.0	20	15	15	4	0	17	26	1	0	.247	.420	.370
	Syracuse	2-1	6.14	14	0	0	0	1	14.2	23	10	10	3	0	8	20	1	0	.354	.585	.419
2018	Columbus	2-1	3.38	14	0	0	0	3	18.2	16	7	7	4	0	3	32	1	0	.229	.457	.260
	CLEVELAND	0-3	4.54	47	0	0	0	0	41.2	36	21	21	9	3	18	51	0	0	.228	.456	.318
	Akron	0-0	0.00	1	0	0	0	0	1.0	0	0	0	0	0	1	1	0	0	.000	.000	.200
	Minor Lge. Totals	41-38	4.36	194	127	1	0	4	648.2	579	343	314	71	61	271	711	48	9	.241	.390	.330
	CLEVELAND TOTALS	0-3	4.54	47	0	0	0	0	41.2	36	21	21	9	3	18	51	0	0	.228	.456	.318
	American League	0-3	4.95	55	0	0	0	0	56.1	51	31	31	14	3	28	62	2	0	.241	.495	.336
	National League	4-4	3.94	108	0	0	0	3	98.1	83	52	43	12	3	52	125	11	1	.224	.378	.319
	M.L. TOTALS	4-7	4.31	163	0	0	0	3	154.2	134	83	74	26	6	80	187	13	1	.230	.421	.325

CAREER TRANSACTIONS

- 2007 Drafted by the Texas Rangers in the 1st round (44th pick) of the June amateur draft. Signed 8/15.
- 2013 Trade by the Texas Rangers to the Chicago Cubs to complete an earlier deal made on 7/22/2013 that sent Carl Edwards, Justin Grimm and Mike Olt to the Chicago Cubs for Matt Garza, 8/23.
- 2014 DL - right triceps soreness, 7/26-8/10...rehab at AZL Cubs, 8/6-8.
- 2015 DL - right shoulder inflammation, 4/14-6/28...rehab at AA Tennessee, 6/17-24...rehab at AAA Iowa, 6/25.
- 2015 DL - left abdominal soreness, 7/29-9/8... rehab at AA Tennessee, 8/30-9/7.
- 2016 Selected off waivers by the Milwaukee Brewers from the Chicago Cubs, 5/31.
- 2016 Selected off waivers by the Minnesota Twins from the Milwaukee Brewers, 6/12. Granted Free Agency, 11/7.
- 2016 Signed as a Free Agent with the San Francisco Giants, 11/21.
- 2017 Selected off waivers by the Toronto Blue Jays from the San Francisco Giants, 5/4. Granted Free Agency, 5/14.
- 2017 Signed as a Free Agent with the New York Mets, 5/16. Granted Free Agency, 7/23.
- 2017 Signed as a Free Agent with the Washington Nationals, 7/27. Granted Free Agency, 11/6.
- 2017 Signed as a Free Agent with the Cleveland Indians, 11/30.
- 2018 DL - lower back spasms, 8/23-9/1...rehab at AA Akron, 8/29...rehab at AAA Columbus, 8/31.

FIELDING BY POSITION

PCT	2018						PCT	CAREER						
	G	PO	A	E	TC	DP		G	PO	A	E	TC	DP	
1.000	47	1	2	0	3	0	Pitcher	1.000	163	9	8	0	17	0

PITCHERS HITTING

AVG	2018					AVG	CAREER					
	AB	H	HR	RBI	AB		H	HR	RBI			
.000	1	-	-	-	-	.000	2	-	-	-	-	-

2018 SEASON HIGHLIGHTS

- ◆ Non-roster spring invitee helped solidify the Indians bullpen during a turbulent time in the bullpen in June, finishing second on the club with 13 holds (two holds after July 21)...Spent the first six weeks of the season with AAA Columbus, posting an ERA of 2.55 in 13 outings (17.2IP, 13H, 5ER, 31SO, .200 AVG)...Averaged 15.8 strikeouts per 9.0 IP in Triple-A.
- ◆ Promoted to Cleveland on May 15 and spent the remainder of the season at the Major League level save a ten-day stint on the D.L., Aug. 23-Sept. 1, with lower back spasms that included one-game rehab stints at AA Akron and AAA Columbus...Recorded a club-high 17 straight scoreless outings, May 28-July 6, covering 15.1 IP while recording eight holds... Indians relievers compiled a 3.41 ERA in June (27ER/71.1 IP) after recording a combined ERA of 5.74 over the first two months of the season (101ER/158.1 IP)...Season ERA after July 6 was 6.38 (24.0IP, 24H, 17ER) and allowed runs in 12 of his final 22 games.
- ◆ Batters hit .186 (13-for-70) with runners on base, .188 (9-for-48) with RISP and were 0-for-8 with the bases loaded...Recorded an ERA of 4.32 (8.1IP, 9H, 4ER) in 10 September games after coming off the D.L....Allowed 12 steals.

CAREER HIGHLIGHTS

- ◆ **2017** Spent time in four organizations, making 29 combined appearances with the SF Giants and NY Mets, averaging 12.6 strikeouts per 9.0 IP at the Major League level...Opened the year with the Giants and was claimed off waivers on 5/4...Was on Toronto's Major League roster for four days (did not pitch) before being DFA'd on 5/9 (elected free agency)...Signed a Major League deal with the New York Mets on 5/16 and was on the Mets roster for two months...Minor League deal with the Washington Nationals on 7/27 and spent the remainder of the season at AAA Syracuse...On the year at the Major League level left-handed batters hit just .212 (11-52) off him.
- ◆ **2016** Bounced around between organizations, spending time with the Chicago Cubs, Milwaukee Brewers and Minnesota Twins... Was acquired off waivers by the Milwaukee Brewers on 5/31, posted a 10.80 ERA (2ER/1.2IP) over two games before being designated for assignment on 6/9...Was acquired off waivers by the Minnesota Twins on 6/12 and later outrighted to Triple-A.
- ◆ **2015** Went 1-0 with a 3.21 ERA (5ER/14.0IP) and two holds in 19 relief outings for Chicago-NL...Missed significant time on the 15-day D.L., 4/14-6/28 (right shoulder inflammation) and 7/29-9/8 (left abdominal soreness)...His outing on 4/15 vs. the Reds was cut short after just three pitches due to right shoulder discomfort...Landed back on the disabled list on 7/29.
- ◆ **2014** Made his Major League debut and posted a 1.44 ERA (7ER/43.2IP) in 50 relief outings for the Cubs...His 1.44 ERA ranked as the second-lowest among rookie relievers with at least 50 appearances (Yankees' Dellin Betances, 1.40 ERA)... His 10.92 strikeouts per 9.0 innings led all N.L. rookie relievers (min. 50 GP) and ranked second in the bigs behind the Yankees' Dellin Betances (13.50)... Also led National League rookie relievers with a .184 batting average against (29/158) and ranked second in the Majors behind Betances' .149 mark...Ranked third among N.L. rookie relievers with 17 holds... It marked the most holds for a Cubs rookie reliever in franchise history...Was recalled from Triple-A Iowa on 4/24, and made his Major League debut the next night in Milwaukee...First career save on 6/5 vs. the Mets...Earned his first career victory on 6/26 vs. Washington...Was placed on the 15-day D.L. on 7/26 with right triceps soreness.
- ◆ **2013** Went 9-3 with a 3.84 ERA (44ER/103.0IP) and 127 strikeouts in 21 starts for Double-A Frisco before he was claimed off waivers by the Cubs from Texas on 8/23, and assigned to Double-A Tennessee...The move satisfied the player to be named portion of the Rangers-Cubs trade on 7/22...Was named a Texas League Midseason and Postseason All-Star with Double-A Frisco...Ranked fifth overall in the Rangers minor league system with 127 strikeouts.
- ◆ **2012** Was rated as the Rangers fifth-best prospect by **Baseball America** prior to the 2012 season.
- ◆ **2011** Combined to go 5-3 with a 3.12 ERA (34 ER/98.0 IP) and 119 strikeouts in 25 starts between Single-A Myrtle Beach, Double-A Frisco and Triple-A Round Rock...Missed most of July with arm fatigue...Posted a 1.29 ERA (1ER/7.0IP) with five strikeouts in a pair of starts for the Surprise Saguaros in the Arizona Fall League.
- ◆ **2010** Tallied the second-most strikeouts in the South Atlantic League (142).
- ◆ **2008** Spent his first professional season with Single-A Spokane...Suffered a broken right hand following the season and could not participate in fall instructional league...Rated by **Baseball America** as the fourth-best prospect in the Northwest League and the 15th-best prospect in the Texas system following the 2008 season.
- ◆ **2007** Named the organization's 13th-best prospect and Best Curveball by **Baseball America** following the season.

PERSONAL/MISCELLANEOUS

Full name **NEIL ANDREW RAMIREZ**...Married, Tiffany...Daughter, Ryleigh Shae...Graduated from Kempsville (Va.) High School and was named 2007 **Gatorade** Virginia Baseball Player of the Year during his senior season...Played with Maryland Orioles in the Cal Ripken Sr. Collegiate Baseball League, where he ranked as the No. 1 prospect as a high school player...Was selected to play in 2006 **Aflac** All-American High School Baseball Classic...Earned silver medal with Team USA in the 2006 World Junior Championship, going 1-0 with a 2.89 ERA (3ER/9.1IP) in two tournament starts...Originally signed a letter of intent to attend Georgia Tech...Twitter: @NAndrewRam...Favorite team growing up was the Atlanta Braves, big fan on John Smoltz and Chipper Jones.

RAMIREZ'S CAREER GAME HIGHS

K's: 4, three times, last June 13, 2017 vs. Chicago-NL (with NYM); **BB:** 3, three times; **LONGEST RELIEF OUTING:** 3.0IP, July 17, 2016 vs. Cleveland (with MIN); **HR:** 2, four times, last July 7, 2018 vs. Oakland; **LAST WIN:** April 12, 2015 at Colorado; **LAST SAVE:** June 15, 2014 at Philadelphia; **SCORELESS APP STREAK:** 15.1IP/17G, May 28-July 6, 2018.



JEFY RODRIGUEZ 68

Age: 25, born July 26, 1993 in Bajos de Haina, DR

Resides: Sabana Grande, DR **Position:** Pitcher

jefyrodriguez26

Bats: R **Throws:** R **Height:** 6-6 **Weight:** 232

ML Service: 0 + 060

Contract Status (Options Remaining): Signed thru 2019 (2)

Acquired: November 30, 2018; Acquired from the Washington Nationals with OF Daniel Johnson and a player to be named (INF Andruw Monasterio) in exchange for C Yan Gomes.

		OPPONENTS																			
YEAR	CLUB	W-L	ERA	G	GS	CG	SHO	SV	IP	H	R	ER	HR	HB	BB	SO	WP	BK	AVG	SLG	OBP
2012	DSL Nationals	0-2	2.93	10	9	0	0	0	43.0	28	24	14	2	5	33	35	10	0	.185	.272	.344
2013	GCL Nationals	3-0	2.45	12	12	0	0	0	47.2	40	15	13	1	6	20	43	7	0	.229	.314	.327
2014	Hagerstown	0-2	6.88	4	4	0	0	0	17.0	27	15	13	0	4	5	11	3	0	.380	.479	.450
	Auburn	1-0	2.76	3	3	0	0	0	16.1	16	5	5	0	0	4	9	2	1	.267	.350	.313
2015	Hagerstown	1-5	6.75	10	10	0	0	0	42.2	45	37	32	3	9	25	27	10	2	.276	.442	.393
	Auburn	3-5	4.59	13	13	0	0	0	68.2	72	39	35	4	4	33	67	12	1	.277	.404	.361
2016	Hagerstown	7-11	4.96	25	25	1	0	0	123.1	110	73	68	6	11	52	96	15	0	.240	.333	.330
2017	Potomac	4-3	3.32	12	10	0	0	0	57.0	44	25	21	2	3	19	51	4	3	.220	.310	.295
2018	Harrisburg	5-3	3.31	13	13	0	0	0	68.0	55	36	25	6	2	28	72	8	0	.222	.343	.301
	Washington-NL	3-3	5.71	14	8	0	0	0	52.0	43	35	33	8	3	37	39	2	0	.228	.423	.361
	Syracuse	2-2	3.58	6	6	0	0	0	32.2	32	14	13	0	2	15	30	2	0	.258	.298	.348
Minor Lge. Totals		26-33	4.17	108	105	1	0	0	516.1	469	283	239	24	46	234	441	73	7	.245	.348	.339
CLEVELAND TOTALS																					
American League		--	--	--	--	--	--	--	--	--	--	--	--	--	--	--	--	--	--	--	--
National League		3-3	5.71	14	8	0	0	0	52.0	43	35	33	8	3	37	39	2	0	.228	.423	.361
M.L. TOTALS		3-3	5.71	14	8	0	0	0	52.0	43	35	33	8	3	37	39	2	0	.228	.423	.361

CAREER TRANSACTIONS

- 2012 Signed by the Washington Nationals as an amateur free agent, 1/17.
- 2018 Acquired by Cleveland from the Washington Nationals with Daniel Johnson and a player to be named in exchange for C Yan Gomes, 11/30. The acquisition of Andruw Monasterio completed the trade, 12/17.

FIELDING BY POSITION

2018								CAREER							
PCT	G	PO	A	E	TC	DP		PCT	G	PO	A	E	TC	DP	
1.000	14	2	6	0	8	0	Pitcher	1.000	14	2	6	0	8	0	

PITCHERS HITTING

2018					CAREER				
AVG	AB	H	HR	RBI	AVG	AB	H	HR	RBI
.188	16	3	0	1	.188	16	3	0	1

2018 SEASON HIGHLIGHTS

- ◆ Split the 2018 season between Double-A Harrisburg, Triple-A Syracuse and the Major League club, going a combined 7-5 with a 3.40 ERA in 19 Minor League starts (100.2IP, 87H, 38ER, 43BB, 102SO, .234 avg)...Over his six stints with the Nationals, the native of the Dominican Republic posted a mark of 3-3 with a 5.71 ERA in 14 games/8 starts (52.0IP, 43H, 33ER, 37BB, 39SO), limiting Major League batters to a .228 average against...Over his six big league relief outings he posted an ERA of 2.70 (4ER/13.1IP, .159 avg)...Was rated in July as the eighth-best prospect in the Nationals system according to **Baseball America**.
- ◆ Made his Major League debut on June 3 at Atlanta...Tossed 4.2 innings in relief, allowing no runs on four hits with three strikeouts after Jeremy Hellickson left with a hamstring strain in the first inning...In three starts between 8/7 and 8/26 he pitched to a 1.69 ERA (3 ER/ 16.0 IP)...Enjoyed a pair of 4.2 inning shutout relief outings (also Sept. 15 at Atlanta)...Picked up first MLB win on Aug. 7 vs. Atlanta in a "26th-man" spot-starting assignment (game 1, 5.0IP, 3H, 1R/ER, 1BB, 3SO)...Picked up season/career-high seven strikeouts on Sept. 8 vs. Chicago-NL (game 2)...Was on the Major League roster from Aug. 18 until the end of the season.
- ◆ On the year at the Minor League level lefties hit just .214 (36-for-168, 1 HR) off him...Over his last three Triple-A starts he allowed just one earned run over 17.2 IP and struck out season-high 11 in 6.0 IP on Aug. 12 vs. Gwinnett.

PRO CAREER

◆ **2017** Hard-throwing righty was added to Washington's 40-man roster following the 2017 season...**Baseball America** listed him as having the "Best Fastball" in Washington's Minor League system entering 2018, his first Major League spring camp...Went 4-3 with a 3.32 ERA in 12 games (10 starts) for Single-A Potomac...Left-handed batters hit just .175 with a .283 on-base percentage and a .213 slugging percentage against him (14-for-80, 3 2B, 23 SO).

CAREER SNAPSHOT


2018	WSH No. 24 prospect, per Baseball America
2017	Carolina League Pitcher of the Week (5/7)
2016	South Atlantic League All-Star (mid-season)
2015	NY-Penn League Pitcher of the Week (7/13).
2015	WSH #19 prospect, per Baseball America
2014	WSH #21 prospect, per Baseball America

PERSONAL/MISCELLANEOUS

Full name **JEFRY OSVALDO RODRIGUEZ (Aquino)**...Single...Grew up playing shortstop until he was 18 years old, having never stepped on a mound in his life prior...Pitched for one month and was signed by the Nationals...Favorite athlete growing up was Félix Hernández...Hang out with friends and cook with friends are his hobbies...Favorite dishes to cook San Cocho and slow cooked goat.

RODRÍGUEZ' CAREER GAME HIGHS

BB's (starter): 7, Sept. 2, 2018 vs. Milwaukee; **BB (relief):** 3, Sept. 15, 2018 at Atlanta; **K's (starter):** 7, Sept. 18, 2018 vs. Chicago-NL (game 2); **K's (relief):** 3, June 3, 2018 at Atlanta; **LONGEST OUTING (start):** 6.0IP, August 26, 2018 at NY Mets; **LONGEST OUTING (relief):** 4.2IP, Sept. 15, 2018 at Atlanta; **HR:** 2, June 19, 2018 vs. Baltimore; **LAST WIN:** Sept. 15, 2018 at Atlanta; **LAST SAVE:** n/a.



DANNY SALAZAR 31

Age: 29, January 11, 1990 in Santo Domingo, DR

Resides: Santo Domingo, DR

Bats: R

Throws: R

Height: 6-0

Position: Pitcher
Weight: 195

ML Service: 4 + 162

Contract Status (options): Signed thru 2019 (0)

Acquired: July 3, 2006; Signed as non-drafted free agent by Cleveland.

[@DannySalazar67](#)
[danny.salazar31](#)

OPPONENTS

YEAR	CLUB	W-L	ERA	G	GS	CG	SHO	SV	IP	H	R	ER	HR	HB	BB	SO	WP	BK	AVG	SLG	OBP
2007	DSL Indians	5-3	1.96	14	14	0	0	0	64.1	52	25	14	1	5	12	49	3	0	.221	.298	.271
2008	GCL Indians	4-2	2.87	11	11	0	0	0	53.1	46	19	17	5	3	13	43	1	1	.231	.342	.286
2009	Lake County	5-7	4.44	21	20	0	0	0	107.1	114	60	53	10	7	40	65	11	2	.271	.428	.341
2010	Lake County	1-1	4.45	7	7	0	0	0	32.1	34	16	16	7	1	13	23	3	0	.272	.512	.345
2011	AZL Indians	0-0	2.70	5	5	0	0	0	6.2	6	3	2	1	1	2	11	1	0	.231	.500	.300
	Lake County	0-2	3.38	3	3	0	0	0	8.0	8	4	3	0	2	2	7	2	0	.258	.290	.343
2012	Carolina	1-2	2.68	16	16	0	0	0	53.2	46	17	16	3	0	19	53	4	1	.237	.335	.304
	Akron	4-0	1.85	6	6	0	0	0	34.0	25	8	7	1	0	8	23	1	0	.203	.268	.252
2013	Akron	2-3	2.67	7	7	0	0	0	33.2	27	10	10	1	0	10	51	0	1	.220	.325	.278
	Columbus	4-2	2.73	14	13	0	0	1	59.1	44	21	18	4	2	14	78	0	0	.207	.315	.261
	CLEVELAND	2-3	3.12	10	10	0	0	0	52.0	44	18	18	7	0	15	65	3	0	.226	.374	.281
2014	CLEVELAND	6-8	4.25	20	20	1	1	0	110.0	117	57	52	13	3	35	120	3	0	.272	.423	.328
	Columbus	4-6	3.71	11	11	2	0	0	60.2	58	28	25	7	1	28	76	6	1	.243	.393	.323
2015	Columbus	1-0	0.00	1	1	0	0	0	6.0	4	0	0	0	0	7	0	0	0	.200	.200	.200
	CLEVELAND	14-10	3.45	30	30	0	0	0	185.0	156	79	71	23	7	53	195	3	2	.226	.387	.286
2016	CLEVELAND	11-6	3.87	25	25	0	0	0	137.1	121	61	59	16	2	63	161	9	3	.235	.379	.318
2017	CLEVELAND	5-6	4.28	23	19	0	0	0	103.0	94	51	49	14	3	44	145	6	0	.242	.399	.322
	Akron	0-1	16.20	1	1	0	0	0	1.2	3	3	3	1	1	2	3	0	0	.375	.875	.545
	Columbus	1-1	2.89	2	2	0	0	0	9.1	6	3	3	3	0	5	13	0	0	.188	.469	.297
	Mahoning Valley	1-0	0.00	1	1	0	0	0	5.0	2	0	0	0	0	2	7	2	0	.125	.125	.222
2018	CLEVELAND	INJURED - DID NOT PITCH																			
Minor Lge. Totals		33-30	3.14	120	118	2	0	1	535.1	475	217	187	44	23	170	509	34	6	.237	.365	.302
CLEVELAND TOTALS		38-33	3.82	108	104	1	1	0	587.1	532	266	249	73	15	210	686	24	5	.240	.393	.308
American League		38-33	3.82	108	104	1	1	0	587.1	532	266	249	73	15	210	686	24	5	.240	.393	.308
National League		--	--	--	--	--	--	--	--	--	--	--	--	--	--	--	--	--	--	--	--
M.L. TOTALS		38-33	3.82	108	104	1	1	0	587.1	532	266	249	73	15	210	686	24	5	.240	.393	.308

CAREER TRANSACTIONS

2006 Signed by the Cleveland Indians as a free agent, 7/3.

2016 DL - right elbow inflammation, 8/2-17.

2017 DL - right shoulder soreness, 6/4-7/21...rehab AAA Columbus, 7/6 & 7/16...rehab AA Akron, 7/1...rehab A Mahoning Valley, 7/11.

2017 DL - right elbow inflammation, 8/21-9/4.

2018 DL - right shoulder surgery, 3/29-remainder of season.

ALL-STAR GAME PITCHING RECORD

YEAR	CLUB	W-L	ERA	G	GS	CG	SHO	SV	IP	H	R	ER	HR	HB	BB	SO	WP	BK		
2016	Cleveland (at SD)	SELECTED; DID NOT PITCH																		

POSTSEASON PITCHING RECORD

YEAR	CLUB	W-L	ERA	G	GS	CG	SHO	SV	IP	H	R	ER	HR	HB	BB	SO	WP	BK
2013	CLE (ALWC vTB)	0-1	6.75	1	1	0	0	0	4.0	4	3	3	1	0	2	4	0	0
2016	CLE (WS vCHI)	0-0	0.00	2	0	0	0	0	3.0	1	0	0	0	0	2	4	1	0
2017	CLE (ALDS vNYY)	0-0	0.00	1	0	0	0	0	1.2	0	1	0	0	0	2	3	0	0
TOTALS		0-1	3.12	4	1	0	0	0	8.2	5	4	3	1	0	6	11	1	0

FIELDING BY POSITION

PCT	G	PO	2018				CAREER										
			A	E	TC	DP	PCT	G	PO	A	E	TC	DP				
--	-	-	-	-	-	-	-	-	-	Pitcher	.928	108	25	39	5	69	3

Media Guide 2019 187

PITCHERS HITTING

2018					CAREER				
AVG	AB	H	HR	RBI	AVG	AB	H	HR	RBI
-	-	-	-	-	.000	14	0	0	0

2018 SEASON HIGHLIGHTS

- ◆ Did not pitch the entire season after experiencing right shoulder soreness in January and was subsequently shut down during spring training with right shoulder rotator cuff tendonitis...Was placed on the 10-day disabled list to begin the season and was transferred to the 60-day DL on May 3...Progressed to bullpens and live batting practice in April and May before being shutdown several times over the first two months of the season with persistent shoulder soreness.
- ◆ Underwent season-ending arthroscopic right shoulder surgery on July 2 in Dallas, Texas...The procedure was performed by Dr. Keith Meister...Meister performed an arthroscopic debridement and bursectomy on Danny's throwing shoulder... Rehab time away from throwing was 12-to-16 weeks.

PRO CAREER

- ◆ **2017** On DL twice and limited him to 19 starts and 103.0 innings...Struck out 145 batters in 103.0 innings, the second-highest strikeout per 9.0 IP ratio in the Majors among pitchers with at least 100.0 IP (see box at right)...His 42 April strikeouts for the month were second-most in the A.L. behind Chris Sale (52) and third-most in MLB (Jacob deGrom 44)...Struck out six-or-more batters in each of his first six starts of the season, the longest streak to begin the season by an Indians pitcher since Gaylord Perry had six such starts in 1975...Allowed a career-high four home runs on 5/16 vs. Tampa Bay, a season-high among Indians pitchers...Made first regular season relief appearance on 6/1 vs. Oakland (1.0IP, 1H, 0R) and again on 6/3 at KC before being shelved with shoulder soreness... In six starts off the D.L. he went 2-1 w/a 2.67 ERA (37.0IP, 30H, 11ER, 10BB, 5ISO), striking out a career-high 12 batters on 8/5 vs. New York....In relief he posted an ERA of 1.59 (5.2IP, 5H, 1ER, 7SO) in four outings...Opponents are hitting .144 (43-for-299) against changeup since the start of 2016

CAREER SNAPSHOT

MLB ALL-STAR
2016: Cleveland (AL)

PITCHER OF THE MONTH
June 2016: Cleveland (AL)

MLB.COM ORGANIZATION ALL-STAR
2012: Cleveland (AL)

- ◆ **2016** Season limited to 137.1 IP and 25 starts as he was hindered by arm troubles after earning his first career All-Star selection in the first half...Went 10-3 with a 2.75 ERA in 17 first half starts (104.2IP, 77H, 32ER, 46BB, 118SO, 9HR) and ranked second in the league in ERA and opp. batting average (.204) at the break, sixth in strikeouts and tied for fifth in wins...Was not available for the Mid-Summer Classic due to arm fatigue (also had start skipped for similar reasons in early June)...Was on the DL from 8/2-17 with right elbow inflammation and did not pitch after 9/9 due to strained flexor musculature in his right forearm...Voted A.L. Pitcher of the Month for June, compiling a 5-0 record with a 1.91 ERA and 35 strikeouts in 33.0 IP over five starts...Won a career-high seven straight decisions from 5/28-7/19, which equaled a club season high...Became the first Cleveland pitcher to notch 10 wins by 7/1 since Masterson in 2013...According to the *Elias Sports Bureau*, he is the third Indians pitcher with 10+ wins & 100+ strikeouts over the first 15 starts of a season, joining Feller (4x) and Luis Tiant...Rehabbed between Arizona and the Major League club during the first two rounds of the Postseason, throwing simulated innings during intermittent stretches of the first two rounds...Produced a pair of scoreless outings in relief in the World Series vs. Chicago.
- ◆ **2015** Enjoyed a career season, starting the year with AAA Columbus...Finished the year with single-season career highs in wins (14), starts (30), innings pitched (185.0), strikeouts (195) and quality starts (18)...Set single-season career lows in WHIP (1.13), average against (.226) and hits-per-9.0IP (1.12)...His .226 opponents batting average was the fifth-lowest in MLB...Fanned a then career-high 11 batters twice in the first half (4/24 & 5/10)...Finished just five strikeouts shy of 200 for the 2015 campaign (195 K's), seventh-most in the A.L. (including his one start at AAA he fanned 202 batters)...Struck out three-or-more batters in his first 43 career starts, longest such streak by a Tribe pitcher since 1914, as he passed Bob Feller who managed to pull the trick in 42 straight outings...Was also the second-fastest Indians hurler (since 1914) to reach 300 strikeouts (46 appearances) as Herb Score did so in his 40th career appearance.

2017 MAJOR LEAGUE PITCHERS SO per 9.0 innings

1	Chris Sale (BOS)	12.93
2	Danny Salazar (CLE)	12.67
3	Robbie Ray (ARI)	12.18
4	Max Scherzer (WSH)	12.02
5	Corey Kluber (CLE)	11.71
6	Chris Archer (TB)	11.15
		min. 100 IP

INDIANS HISTORY(100 IP) SO per 9.0 IP, SINGLE-SEASON

Player (Year)	SO
1. Danny Salazar (2017)	12.670
2. Corey Kluber (2017)	11.710
3. Trevor Bauer (2018)	11.344
4. Carlos Carrasco (2018)	10.828
5. Sam McDowell (1965)	10.714
6. Carlos Carrasco (2015)	10.584
7. Danny Salazar (2016)	10.551

INDIANS HISTORY(500 IP) SO per 9.0 IP, CAREER

Player	SO/9.0IP
1. Danny Salazar	10.512
2. Corey Kluber	9.806
3. Herb Score	9.349
4. Carlos Carrasco	9.269
5. Trevor Bauer	9.216

SALAZAR (continued)

- ◆ **2014** Opened the year in the Indians rotation, going 1-4 with a 5.53 ERA in eight starts from 4/4-5/15 (40.2IP/25ER, .301 AVG) before being sent to AAA Columbus on 5/16...Returned on 7/22 and spent most of the second half in the Indians rotation, going 5-4 with a 3.50 ERA in 12 starts (69.1IP, 68H, 27ER, 18BB, 73K, .255 AVG)...Strong second half was highlighted with this first career complete game and shutout on 9/3 vs. Detroit (9.0IP, 8H, 0R, 0BB, 9K, career-high 118P)...Salazar became the first Indians pitcher to toss a shutout against Detroit since Jaret Wright on 6/1/98 at Tiger Stadium...According to MLB, Salazar (24 years, 235 days) became the youngest pitcher in the Majors dating back to at least 1914 to shut out the Tigers with 9+K's and zero walks...In his second start on 4/10 at Chicago-AL, Salazar became the only pitcher in baseball's modern era (since 1900) to record 10 strikeouts in an outing lasting fewer than 4.0 complete innings (3.2 IP, 6 H, 5 R-ER, 2 BB, 10 SO)...Only two other hurlers have struck out 10 batters in exactly 4.0 IP: Boston's "Smoky" Joe Wood in 1909 and Seattle's Felix Hernandez in 2013 (tied his career-high and set season-high for single-game strikeouts)...Posted a 2014 club-high and career-best 21.0 consecutive scoreless innings from 8/23-9/8.
- ◆ **2013** Began the season as Double-A Akron's opening day starter and concluded the season with a Postseason start...His 65 strikeouts through his first 10 career starts were the most by a Tribe hurler over the last 57 years (Score had a club record 92 in 81.0IP in 1955)...His 11.25 strikeouts per 9.0IP (52.0IP, 65K) are the most in club history among pitchers w/at least seven starts and 50 IP, just ahead of 17-year old Bob Feller's 11.03 SO/9.0IP (62.0IP, 76K)...Was the club's starting pitcher in the first Postseason game since 2007, losing to the Tampa Bay Rays, 4-0, in the A.L. Wild Card Game...At the time of his promotion to Columbus on 5/12, Salazar led the Eastern League in strikeouts (51) and ranked eighth in ERA (2.67)...Promoted to Cleveland on 7/11 to make his Major League debut when the club needed a spot starter before the break...Won his debut vs. Toronto in sterling fashion, fanning seven over 6.0-innings of one-run ball, becoming the first Tribe pitcher since 1964 and just the fourth overall in then 113-year history of the franchise to strike out at least seven batters in a debut...Defeated reigning N.L.Cy Young winner, R. A. Dickey, becoming just fourth pitcher to win his MLB debut over a defending Cy Young (first since LAD Edwin Jackson over ARI Randy Johnson in 2003)...At the time of his promotion he ranked first among all Minor Leaguers in SO per 9.0IP (12.5) and 14th in strikeouts...In his second start, Salazar registered a career-high 10 strikeouts on 8/7 vs. Detroit, which were the most by an Indians rookie pitcher since 2004 (Kaz Tadano)...In start at Chicago-AL on 9/13, became the first MLB pitcher since at least 1916 to record nine strikeouts in less than 4.0 innings, while not allowing a single run (3.2 IP, 4 H, 0 R, 9 K).
- ◆ **2012** Split the season between A Carolina and AA Akron...Opened the year in the Mudcats rotation and did not throw more than 4.1 innings or 68 pitches in any of his first 15 starts...Combined on the year in 22 starts he was 5-2 with a 2.36 ERA (87.2IP, 71H, 23ER, 27BB, 76K, 1.118WHIP)...After the regular season fanned 17 batters in 11.1 innings in the Eastern League playoffs...Named the seventh-best prospect in the Indians system by *Baseball America* entering 2013.
- ◆ **2011** Spent first four months of the season rehabbing out of the Goodyear, AZ complex before making five starts for the Arizona League Indians starting on 8/3...Rehab transferred to Lake County on 8/27, making three starts (8.0IP, 8H, 3ER, 2BB, 7K).
- ◆ **2010** Made seven starts at A Lake County from 4/10-5/18 before being shut down for the season with right elbow soreness that eventually required reconstructive right elbow surgery on 8/10.
- ◆ **2008** Finished third in the league in starts, fourth in runners per 9.0IP (10.46) and ninth in ERA (2.87) in the Gulf Coast League.

2015 A.L. RANKINGS		
Category	Rank	#
WHIP	8th	1.130
Wins	T8th	14
Adjusted ERA	8th	123
Hits/9.0IP	6th	7.59
SO per 9.0IP	5th	9.487
Avg. All'd	5th	.226

PERSONAL/MISCELLANEOUS

Full name **DANIEL DARIEL SALAZAR (del Rosario)**....Participated in 2016-19 Tribe Fest and is very active in the community.

SALAZAR'S FAVORITES

Favorite Movie: The Avengers
Favorite Group/Artist: Banda Real
Favorite Athlete Growing Up: Pedro Martinez
Favorite Team Growing Up: Boston Red Sox
Person Who Has Most Influenced You: Uncle (Basilio Alvarado)
Favorite Road City: Chicago
Favorite Road Stadium: Target Field
Favorite Thing to do Away From Baseball: Cavs games
Favorite TV Show: Two and Half Men

SALAZAR'S CAREER GAME HIGHS

Low-hit CG: 8-hitter, September 3, 2014 vs. DET; **K's:** 12, August 5, 2017 vs. NYY; **BB's:** 6, May 11, 2016 @HOU; **LONGEST START:** 9.0IP, September 3, 2014 vs. DET; **WINNING STREAK:** 7 games, May 28-July 19, 2016; **LOSING STREAK:** 4 games, August 1, 2016 - April 12, 2017; **HR:** 4, May 16, 2017 vs. TB; **SHORTEST GS:** 0.2IP, September 5, 2017 @CWS; **CG:** 1, September 3, 2014 vs. DET; **CG SHO:** 1, September 3, 2014 vs. DET; **CAREER 10+ STRIKEOUT GAMES:** 13, last August 15, 2017 @MIN; **CONSECUTIVE SCORELESS IP:** 21.0, August 23-September 8, 2014.



CARLOS SANTANA 41

Age: 32, born April 8, 1986 in Santo Domingo, DR
Resides: Cleveland, OH **Position:** First Base/DH
Bats: S **Throws:** R **Height:** 5-11 **Weight:** 210
ML Service: 8 + 115

@TheRealSlamtana
 slamtana_41

Contract Status: Signed thru 2020 (club option for 2021).
Acquired: December 13, 2018; Acquired with cash from the Seattle Mariners in a three-team trade with Tampa Bay in exchange for 1B/DH Edwin Encarnacion and Cleveland's 2019 Competitive Balance Round B First-Year Player Draft selection (77th overall).

YEAR	CLUB	AVG	G	AB	R	H	2B	3B	HR	RBI	SH	SF	HB	BB	SO	SB	CS	SLG	OBP	OPS	E
2005	GCL Dodgers	.295	32	78	14	23	4	1	1	14	0	2	1	16	8	0	2	.410	.412	.823	2
2006	Vero Beach	.268	54	198	16	53	10	2	3	18	0	1	1	23	43	0	3	.384	.345	.729	14
	Ogden	.303	37	132	31	40	5	1	7	27	0	5	1	30	19	4	0	.515	.423	.938	2
2007	Great Lakes	.223	86	292	32	65	20	1	7	36	1	0	1	40	45	5	3	.370	.318	.688	19
2008	Inland Empire	.323	99	350	88	113	34	4	14	96	2	9	4	69	59	7	4	.563	.431	.993	17
	Kinston	.352	29	105	34	37	5	1	6	19	0	1	0	20	24	3	0	.590	.452	1.043	3
	Akron	.125	2	8	3	1	0	0	1	2	0	0	0	2	0	0	0	.500	.125	.625	0
2009	Akron	.290	130	428	91	124	30	2	23	97	0	10	7	*90	83	2	2	*.530	.413	*.943	9
2010	Columbus	.316	57	196	39	62	14	1	13	51	0	2	3	45	39	6	0	.597	.447	1.044	3
	CLEVELAND	.260	46	150	23	39	13	0	6	22	0	4	1	37	29	3	0	.467	.401	.868	3
2011	CLEVELAND	.239	155	552	84	132	35	2	27	79	0	7	2	97	133	5	3	.457	.351	.808	11
2012	CLEVELAND	.252	143	507	72	128	27	2	18	76	0	8	3	91	101	3	5	.420	.365	.785	9
	Lake County	.250	1	4	1	1	0	0	1	2	0	0	0	0	0	0	0	1.000	.250	1.250	--
2013	CLEVELAND	.268	154	541	75	145	39	1	20	74	0	4	4	93	110	3	1	.455	.377	.832	5
2014	CLEVELAND	.231	152	541	68	125	25	0	27	85	0	3	3	*113	124	5	2	.427	.365	.792	11
2015	CLEVELAND	.231	154	550	72	127	29	2	19	85	0	5	3	108	122	11	3	.395	.357	.752	3
2016	CLEVELAND	.259	158	582	89	151	31	3	34	87	0	5	2	99	99	5	2	.498	.366	.865	5
2017	CLEVELAND	.259	154	571	90	148	37	3	23	79	0	2	6	88	94	5	1	.455	.363	.818	5
2018	Philadelphia	.229	161	560	82	128	28	2	24	86	0	8	1	110	93	2	1	.414	.352	.766	11
Minor Lge. Totals		.290	527	1791	349	519	122	13	76	362	3	30	18	333	322	27	14	.500	.401	.900	69
CLEVELAND TOTALS		.249	1116	3994	573	995	236	13	174	587	0	38	24	726	812	40	17	.445	.365	.810	52
American League		.249	1116	3994	573	995	236	13	174	587	0	38	24	726	812	40	17	.445	.365	.810	52
National League		.229	161	560	82	128	28	2	24	86	0	8	1	110	93	2	1	.414	.352	.766	11
M.L. TOTALS		.247	1277	4554	655	1123	264	15	198	673	0	46	25	836	905	42	18	.442	.363	.805	63

CAREER TRANSACTIONS

- 2004 Signed by the Los Angeles Dodgers as a free agent, 8/13.
- 2008 Acquired by the Cleveland Indians, along with John Meloan, from the Dodgers in exchange for Casey Blake and cash, 7/26.
- 2010 DL - left knee surgery, 8/3-remainder of season.
- 2012 DL - 7-day concussion DL, 5/26-6/4...rehab at A Lake County, 6/4.
- 2014 DL - 7-day concussion DL, 5/26-6/4.
- 2017 Granted Free Agency, 11/2.
- 2017 Signed as a Free Agent with the Philadelphia Phillies, 12/20.
- 2018 Traded by the Philadelphia Phillies with J.P. Crawford to the Seattle Mariners for Juan Nicasio, James Pazos and Jean Segura, 12/3.
- 2018 Traded as part of a 3-team trade by the Seattle Mariners with cash to the Cleveland Indians. The Tampa Bay Rays sent cash to the Seattle Mariners and Jake Bauers to Cleveland. Cleveland sent Edwin Encarnacion and 2019 competitive balance pick to the Seattle Mariners, 12/13.

FIELDING BY POSITION

PCT	2018								PCT	CAREER								
	G	PO	A	E	TC	DP	PB	G		PO	A	E	TC	DP	PB			
.992	149	1167	76	10	1253	114	-		.994	695	5605	430	35	6070	565	-		First Base
-	-	-	-	-	-	-	-		.991	330	2241	173	21	2435	12	25		Catcher
.974	19	9	29	1	39	3	-		.933	45	34	64	7	105	6	-		Third Base
-	-	-	-	-	-	-	-		1.000	8	11	1	0	12	1	-		Out Field
.991	159	1176	105	11	1291	117	-		.993	1078	7891	668	63	8622	584	25		Totals

POSTSEASON RECORD

YEAR	CLUB	AVG	G	AB	R	H	2B	3B	HR	RBI	SH	SF	HBP	BB	SO	SB	CS	E
2013	CLE (ALWC vTB)	.500	1	4	0	2	1	0	0	0	0	0	0	0	1	0	0	0
2016	CLE (ALDS vBOS)	.182	3	11	1	2	0	0	0	0	0	0	1	0	2	0	0	0
	CLE (ALCSvTOR)	.167	5	18	3	3	0	0	2	2	0	0	0	2	2	0	0	0
	CLE (WS vCHI)	.217	7	23	2	5	1	0	1	2	0	0	0	6	7	0	0	0
2017	CLE(ALDS vNYY)	.211	5	19	2	4	0	0	1	4	0	0	0	3	4	0	0	1
TOTALS		.213	21	75	8	16	2	0	4	8	0	0	1	11	16	0	0	1

WORLD BASEBALL CLASSIC

YEAR	CLUB	AVG	G	AB	R	H	2B	3B	HR	RBI	SH	SF	HBP	BB	SO	SB	CS	E
2013	Dominican Rep.	.273	8	22	5	6	1	0	2	3	0	0	0	9	6	0	1	0
2017	Dominican Rep.	.308	6	26	2	8	2	0	0	3	0	0	0	1	5	0	0	1
TOTALS		.292	14	48	7	14	3	0	2	6	0	0	0	10	11	0	1	1

2018 SEASON HIGHLIGHTS

- ◆ Spent first season in Philadelphia after signing three-year contract as free agent in December...Among all NL players, ranked second in walks (110), tied-sixth in games (career-high 161) & sac flies (8)... His 110 walks were the most by a Phillie switch hitter in a season in franchise history (surpassed Pete Rose's previous mark of 95 in 1979)...Became the 16th different Phillie to collect 100 walks in a season and the first to do so since 2008 (Pat Burrell, 102).
- ◆ Was one of two players in MLB with at least 85 RBI and 110 walks (also: Bryce Harper)...Set a career-high with 161 games (141 starts at 1st base & 16 at 3rd base)...Stole home on April 4 at NYM ... Became the first Phillie to steal home since Andres Blanco on 5/25/16 at DET... In the 4th inning on April 7 vs MIA, notched his 1,000th career hit on a 3-run HR (off Jacob Turner)...Slugged an XBH in seven straight games, May 4-10, the longest such streak by a Phillie since 2009 (Ryan Howard, 5/27-6/3)
- ◆ Had 13 RBI in the four-game series vs SF, May 7-10, tying the franchise record for most RBI in a series of any length...His 22 RBI in May were his most in a single calendar month...Walked in a career-high eight consecutive games from 6/24-7/1... His 28 June walks were the most by a Phillie in the month of June since 1980, when Greg Luzinski had 28 (and a career high)... His 28 walks were the most by a Phillie in a calendar month since September 2006, when Ryan Howard had 35...His 74 walks were the most by a switch-hitter before the All-Star break since 2004, when HOU's Lance Berkman had 75 walks.
- ◆ Reached base safely in a season-high 20 consecutive games, 8/24-9/15, posting a .368 OBP in that span...Posted an 11-game hitting streak from 8/28-9/9, which tied for the longest by a Phillie in 2018...Following the season, played for the MLB All-Stars in the Japan All-Star Series.

TRIBE TIDBITS

Owens the career club record by a switch-hitter for home runs (174), RBI (587) and walks (726).
The 726 walks with Cleveland are the fourth-most overall in the history of the franchise (is sixth overall among active players walks coming into 2019 w/836)

CAREER SNAPSHOT

- WILSON DEFENSIVE PLAYER OF THE YEAR**
2017: Cleveland (A.L.)
- PLAYER OF THE WEEK**
7/28/2014: Cleveland (A.L.)
9/25/2016: Cleveland (A.L.)
- TOPPS EAS PLAYER OF THE YEAR**
2009: Akron (EAS)
- MOST VALUABLE PLAYER**
2008: Inland Empire (CAL)
2009: Akron (EAS)
- POST-SEASON ALL-STAR**
2008: Inland Empire (CAL)
2009: Akron (EAS)
- MID-SEASON ALL-STAR**
2008: Inland Empire (CAL)
2009: Akron (EAS)
- FUTURES GAME SELECTION**
2009: Akron (EAS)
- MILB.COM CLASS A TOP OFFENSIVE PLAYER**
2008: Kinston (CAR)
- BASEBALL AMERICA HIGH CLASS A ALL-STAR**
2008: Kinston (CAR)

INDIANS CLUB HISTORY	
Single-Season HR, Switch-Hitter	
1. José Ramirez (2018)	39
2. Francisco Lindor (2018)	38
3. Carlos Santana (2016)	34
4. Francisco Lindor (2017)	33
5. Jose Ramirez (2017)	29

HOMERS, CLE HISTORY	
SWITCH HITTERS	
1. Carlos Santana 174	
2. Carlos Baerga 104	
3. Victor Martinez 103	
4. Francisco Lindor 98	
5. José Ramirez 87	

MOST SINGLE-SEASON HR, MLB SWITCH HITTERS, 2009-18	
1. Mark Teixeira (2011, NYY)	39
Mark Teixeira (2009, NYY)	39
José Ramirez (2018)	39
4. Francisco Lindor (2018)	38
Justin Smoak (2017)	38
6. Carlos Santana (2016, CLE)	34
Kendrys Morales (2009, LAA)	34

RBI, CLE HISTORY	
SWITCH HITTERS,	
1. Carlos Santana 587	
2. Omar Vizquel 584	
3. Carlos Baerga 565	
4. Víctor Martínez 518	
5. Asdrubal Cabrera 430	

PRO CAREER

- ◆ **2017** Enjoyed an outstanding second half, becoming the most accomplished switch-hitter in club history and entering the top-five in club history in career walks, ranking in the top-five in the American League for the seventh straight season...Was hitting as low as .221 (62/280) thru games of 6/24 (73 games, 9 HR, 38 RBI)... From 6/26-end of the season, Carlos batted .296 (85/287) with 47 runs, 21 2B, 14 HR and 41 RBI over his final 80 games of the season...Made 139 starts at first base, seven starts in right field and seven starts at designated hitter.
- ◆ **2016** Collected single-season career bests in home runs, extra base hits, total bases, RBI, hits, OPS and runs on his way to again setting the club single-season homer mark by a switch-hitter (owns career club mark with 151)...Finished tied for the club lead with 34 home runs...His 34 HR were the most by an Major League switch hitter since Mark Teixeira hit 39 for the Yankees in 2011...His .385 lead-off on-base pct. was third-highest in the American League behind Dustin Pedroia and Jose Altuve...Hit five home runs to start contests...His 20 home runs at the All-Star break were the most since Grady Sizemore in 2008...Notched a career-high 14-game hitting streak from 6/30-7/17...Doubled and tripled in consecutive games, 9/30-10/1 at KC, the fourth time an Indian has done so since 1913 and the first since Odell Hale in July 1936...Only player since 1901 to collect exactly 99 walks and 99 strikeouts in a single season...Hit .192 (10-52) in the Postseason with a 2B, 3 HR & 4 RBI in all 15 games, starting 11 games at DH, two at first base and started the first two games of his Major League career in left field in Wrigley in Games 3 and 5 of the World Series
- ◆ **2015** Led the club in RBI with 85 and was tied for 12th in the A.L. in RBI after the All-Star break with 45...Ranked among team leaders in 2015 in the following categories: RBI (85, 1st), games played (154, 1st), hits (127, 3rd)...Played the last 112 games of the season from 5/31-10/4, the fourth-longest active streak of consecutive games entering 2016...Passed Carlos Baerga on 6/13 at Detroit with his 105th career homer, the most by a switch-hitter in club history (now owns 174 in CLE)...Was fifth on the club with 11 steals, a new career-high...Stole the same amount of bases as Los Angeles-AL's Mike Trout and Pittsburgh's Andrew McCutchen.
- ◆ **2014** Enjoyed another consistent offensive season, anchoring the clean-up spot in the batting order while settling in at first base over the second half of the season...Set single-season club records for walks (113) and tied his own club mark in home runs (27) by a switch-hitter, becoming the first Indian to lead MLB in walks since Jack Graney in 1919...First switch-hitter to lead MLB in walks since Tony Phillips in 1993...Santana also became the fifth switch-hitter in Indians history with at least three years with 50+ extra base hits (Cabrera, Baerga, Martinez, Alomar)...Also set a career-high with 85 RBI (18th-most in the A.L.)...His 113 walks were the sixth-highest single-season total in franchise history and most by any player in club history not named Jim Thome...Carlos batted .260 (63-242, 68 G) in the second half and was tied-sixth in home runs (13), tied-second in RBI (48) and sixth in OPS (.860, min 225PA) in the A.L. after the break...Missed nine games on the 7-day concussion DL from 5/26-6/4 for the second time in his career (also 2012)...Was the club's Opening Day third baseman, making 26 starts at the hot corner (last coming on 5/22) before moving to first base in late May...Also appeared in 11 games (10 starts) at catcher, last coming before DL stint on 5/25 at Baltimore (foul ball off the mask).....According to *Elías* his six HR tied for the most HRs at "The K" in one season by any visiting player (opened in 1973).
- ◆ **2013** Led the team in extra-base hits, OBP/SLG/OPS and doubles...Indians were 33-15 (.688) in his starts in the four-hole... Threw out 10 of 61 runners attempting to steal off him (16.4%) while catching and from 8/18-end of season made just nine starts at catcher (39 team games played)...Hit .389 (28-72) in April with 9 2B, 5HR, 13RBI and 14 runs scored, as he led the AL in average, on-base pct (.476) and OPS (1.198) for the month...Went a career-best 5-for-5 with 3 runs scored, 2 doubles, a homer and 3 RBI on 4/7 at Tampa Bay.
- ◆ **2012** Tied for the team-lead in RBI and led the team in walks/HR...Among primary catchers in the AL, his RBI total ranked third-highest although 29 of his 76 RBI came at DH and first base...Signed a five-year contract extension thru 2016 with a club option for 2017 on 4/10...Was 10th in the AL in second half OPS (.887), seventh in on-base pct (.389) and T11th in second half RBI (46)...Was on the MLB 7-day Concussion DL from 5/26-6/4 after taking a foul ball off his catcher's mask the night before at Chicago-AL...Appeared in 20 games for Escogido in the DR Winter League after the season.

ACTIVE CAREER MLB LEADERS, BASE ON BALLS

1. Albert Pujols	1279
2. Joey Votto	1104
3. Miguel Cabrera	1087
4. Jose Bautista	1032
5. Curtis Granderson	883
6. Carlos Santana	836
7. Nick Markakis	834

INDIANS CLUB HISTORY SINGLE-SEASON, WALKS

1. Jim Thome (1999)	127
2. Jim Thome (1996)	123
3. Jim Thome (2002)	122
4. Jim Thome (1997)	120
5. Jim Thome (2000)	118
6. Carlos Santana (2014)	113

CAREER LEAGUE LEADERS Offensive WAR

2013 A.L. 5.4 (8th)

On-Base%

2013 A.L. .377 (8th)

2016 A.L. .366 (8th)

Doubles

2013 A.L. 39 (7th)

Bases on Balls

2011 A.L. 97 (3rd)

2012 A.L. 91 (3rd)

2013 A.L. 93 (2nd)

2014 A.L. 113 (1st)

2015 A.L. 108 (2nd)

2016 A.L. 99 (3rd)

2017 A.L. 88 (4th)

2018 N.L. 110 (2nd)

Active 836 (6th)

Times On Base

2014 A.L. 241 (10th)

2016 A.L. 252 (10th)

2017 A.L. 242 (7th)

◆ **2011** Had a solid first full season in the Major Leagues, setting a club record for homers by a switch-hitter (27) and finishing third in A.L. w/97 BB...Became just the eighth player and first catcher in club history w/at least 30 2B, 25HR and 90 walks... One of four MLB hitters in 2011 w/at least 25HR, 35 2B, 90 walks (Fielder, M Cabrera, Votto)...Hit a walk-off grand slam on 4/29 vs. Detroit (Benoit), his first grand slam...Also the first Indians catcher to ever end game w/a grand slam...Collected second walk-off home run on 9/23 vs. Minnesota (Capps), his first career pinch-hit home run and the only PH homer of the season for the Indians.

◆ **2010** Had another prolific season as he made his way to the big leagues for the first time, but did not play after 8/2 due to a season-ending injury in Boston... Began the season in AAA Columbus and dominated the International League, earning a spot in the Mid-Season Triple-A All-Star Game (did not play)... At the time of his 6/11 recall from Columbus he was leading Indians minor league players in home runs (13) and RBI (51) and among IL leaders ranked first in on-base pct. (.447), walks (45) and OPS (1.044), tied-second in RBI (51), tied-third in home runs (13)...Recalled on 6/11 and made Major League debut that night vs. Washington in Progressive Field (0-3, RS, BB)...Became the first Indians hitter since 1977 (Jim Norris, RF) to make his Major League debut hitting third in the lineup...Earned his first Major League hit/RBI on 6/12 w/a second inning double off Washington's JD Martin and hit his first home run, also off Martin, in the 5th inning of that game...Overall had a .401 on-base percentage in 46 games with Cleveland, which would have been tied for the fourth best mark in the A.L.in 2010 with enough at-bats... Did not start outside the 3-4-5 hole in the batting order the entire season at either level...Season ended prematurely after a 7th inning collision at home plate with Boston's Ryan Kalish in Fenway Park on 8/2...Sustained damage to his lateral collateral ligament (LCL) that ended his season and later underwent surgery to repair the ligament in Cleveland by Dr. Rick Parker on 8/6.

INDIANS CLUB HISTORY BATTERS w/30 2B, 25HR, 90BB		
1. Carlos Santana (2011)		35/27/97
2. Grady Sizemore (2008)		39/33/98
3. Travis Hafner (2006)		31/42/100
4. Jim Thome (2000)		33/37/118
5. Manny Ramirez (1999)		34/44/96
6. Albert Belle (1996)		38/48/99
7. Andre Thornton (1979)		31/26/90
8. Earl Averill (1934)		48/31/99


◆ **2009** Named Eastern League MVP as he led Akron to the EL title...He led the league in slugging (.530), OPS (.943) and walks (90), was second in home runs, RBI and OBP (.413), and was third in runs scored...His 90 walks were a new franchise record... Named Indians Minor League Player of the Year...Also named **Topps** EAS Player of the Year...Santana was recognized as having the Best Strike Zone Judgment and fourth-best overall prospect in the Eastern League by **Baseball America**...Limited to one game in the Dominican Winter League after the season (illness) and underwent surgery on 12/8 to remove a fracture of the hamate bone in his right hand in Baltimore, MD (Dr. Tom Graham).

◆ **2008** Had a monster season, posting arguably the finest offensive season by any Minor League player...Batting .326 (151-463) with 39 2B, 5 3B, 21 HR, 125 runs & 117 RBI in 130 games...He led all Minor Leaguers in runs and finished second in RBI, tied-sixth in walks (89), eighth in on-base % (.431) and tied-ninth in extra base hits (65)...Was named California League MVP (and number two prospect in the Cal League by **Baseball America**) despite not playing out west for the final five weeks of the season...Was also named a High Class A All-Star by **Baseball America** and named as having the Best Strikezone Judgment and Best Defensive Catcher in the CL by **BA**...After the season was named the best hitter in all of Class A baseball (High A) by **MLB.com** and the top prospect in the organization by **Baseball America** entering 2009...At the time of the 7/26 trade he was leading the California League in RBI (96), on-base percentage (.431) and runs scored (88), was second in doubles (34), third in extra base hits (52), fourth in slugging percentage (.563) and 6th in batting average (.323).

PERSONAL/MISCELLANEOUS

Full name **CARLOS SANTANA**...Wife, Brittany...Son, Carlos David (8) and daughters, Savian Jazmin (3) and Luna Star (1)... Signed by the Dodgers to his first contract in August of 2004...Worked on the KeyBank Glove Drive and Kids Run the Bases in 2011...Favorite athlete growing up was Adrian Beltre, favorite team was the Tampa Bay Rays and calls Minneapolis his favorite road city...Enjoys spending time with this family in the off-season...Regular participant of TribeFest and canceled a previous engagement to attend the 2019 event...Toured Japan with the MLB All-Star Team in 2014...He and his wife are frequent visitors to the Providence House during the season, the nation's oldest Crisis Nursery, committed to child abuse prevention and family preservation.

SANTANA'S CAREER GAME HIGHS
HITS: 5, April 7, 2013 @TB; RUNS: 3, 15 times; DOUBLES: 2, 18 times; HR: 2, nine times, last August 15, 2017 @MIN; RBI: 5, three times, last May 9, 2018 vs. San Francisco; SB: 1, many times; BB: 4, three times, last July 29, 2017 @CWS; HITTING STREAK: 14 games, June 30-July 17, 2016; GRAND SLAMS: 3, last August 29, 2018 vs. Washington (Gonzalez); INSIDE-THE-PARK-HR: 1, August 31, 2013 @DET (Veras); WALK-OFF HR: 4, last June 17, 2016 vs. CWS (Jones); PH HR: 1, September 23, 2011 vs. MIN (Capps); LEAD-OFF HR: 7, last Sept. 4, 2018 @Miami.



JOSH SMITH

63

SPRING INVITEE

Age: 29, born October 11, 1989 in Kansas City, MO

Resides: Pleasant Hill, MO **Position:** Pitcher

Bats: L **Throws:** L **Height:** 6-3 **Weight:** 200

ML Service: 0 + 000

Contract Status: Signed thru 2019

Acquired: December 1, 2018; Signed by Cleveland to a Minor League free agent contract.



@lamSmitty26

lamSmitty26

		OPPONENTS																			
YEAR	CLUB	W-L	ERA	G	GS	CG	SHO	SV	IP	H	R	ER	HR	HB	BB	SO	WP	BK	AVG	SLG	OBP
2012	State College	2-1	3.68	21	0	0	0	0	29.1	31	17	12	0	1	11	23	7	0	.270	.365	.333
2013	West Virginia	1-1	6.75	13	0	0	0	1	24.0	30	19	18	1	2	10	17	1	1	.297	.406	.372
	GCL Pirates	1-0	0.00	1	0	0	0	0	1.0	1	0	0	0	0	1	1	0	0	.333	.333	.500
2014	Bradenton	4-2	1.93	35	0	0	0	8	56.0	38	13	12	1	5	25	51	3	1	.191	.246	.297
2015	Altoona	1-4	5.29	34	0	0	0	0	47.2	42	29	28	3	7	34	31	2	0	.243	.347	.384
2016	Altoona	2-2	6.44	42	0	0	0	2	57.1	61	44	41	8	6	30	61	5	0	.284	.484	.380
	Indianapolis	0-2	7.36	7	0	0	0	0	7.1	13	9	6	1	1	4	7	0	0	.394	.667	.474
2017	Portland	5-1	3.26	33	0	0	0	1	66.1	61	27	24	5	8	34	75	5	0	.243	.355	.350
	Pawtucket	0-0	0.00	2	0	0	0	1	5.1	1	0	0	0	0	3	3	1	0	.067	.067	.200
2018	Pawtucket	9-5	3.01	28	14	0	0	0	98.2	85	35	33	4	14	43	97	1	0	.232	.324	.333
	Portland	0-0	5.79	2	0	0	0	0	4.2	7	6	3	0	2	1	6	0	0	.318	.500	.400
Minor Lge. Totals		25-18	4.01	218	14	0	0	13	397.2	370	199	177	23	46	196	372	25	2	.248	.361	.350

CAREER TRANSACTIONS

- 2011 Selected by the Milwaukee Brewers in the 26th round of the June Draft. Did not sign.
- 2012 Selected by the Pittsburgh Pirates in the 25th round (766th overall) of the June Draft. Signed, 6/13.
- 2016 Selected by the Boston Red Sox from the Pittsburgh Pirates in the Triple-A phase of the Rule 5 draft, 12/8.
- 2018 Granted Free Agency, 11/2.
- 2018 Signed as a Free Agent by the Cleveland Indians, 12/1.

2018 SEASON HIGHLIGHTS


- ◆ Bounced between AAA Pawtucket and AA Portland in his second campaign in the Red Sox organization... Was just shy of qualifying for the seventh-lowest ERA in the International League as he made 14 starts and 14 relief appearances... Allowed just one run over his first six outings (15.1 IP) and went 3-0 with a 1.91 ERA in six June outings (5GS, 28.1IP, 16H, 6ER, 27SO)... As a starter posted 2.43 ERA (18ER/66.2IP) and recorded a 4.22 ERA in relief (15ER/32.0IP)... Marked the first starts of his career... Lefties recorded an average of .219 (25-for-114, 0 HR) with an OPS of .580... Batters hit .206 (36-for-175) with runners on... Appeared in 10 games in relief for Escogido (2.08 ERA) in the Dominican League after the season (8.2IP, 10H, 2ER, 7SO).

PRO CAREER

- ◆ **2017** Made 33 relief appearances for Double-A Portland, the second-most on the club... Also made two relief appearances for Triple-A Pawtucket on 6/15 and 6/21 (0.00 ERA, 5.1 IP)... Posted a 2.62 ERA (16 ER/55.0 IP) in his final 27 Double-A appearances... Held opposing LHH to a .165 average (15-for-91) and .253 SLG.
- ◆ **2016** After the season, selected by Boston from the Pirates in the Triple-A phase of the Rule 5 Draft.
- ◆ **2014** Led Florida State League relievers in opponent average (.191, 38-for-199)... Mid-Season Florida State League All-Star.
- ◆ **2013** On disabled list with a left hand fracture, 5/24-9/3.

PERSONAL/MISCELLANEOUS

Full name **JOSHUA DWAYNE SMITH**... Married, Andrea... One daughter, Harper, and one son, Camden... Played baseball for four seasons at Wichita State University (2009-12)... Graduated from Pleasant Hill (MO) High School, where he also played football and basketball... In baseball, named all-state as a pitcher and outfielder... Enjoys traveling with his family and is a big fan of the Kansas City Chiefs.



ERIC STAMETS 66

Age: 27, born September 25, 1991 in Dublin, OH

Resides: Columbus, OH **Position:** Infielder

Bats: R **Throws:** R **Height:** 6-0 **Weight:** 190

ML Service (options remaining): 0 + 000 (2)

Contract Status: Signed thru 2019

Acquired: July 28, 2015; Acquired by the Cleveland Indians from the Los Angeles Angels in exchange for OF David Murphy.



YEAR	CLUB	AVG	G	AB	R	H	2B	3B	HR	RBI	SH	SF	HB	BB	SO	SB	CS	SLG	OBP	OPS	E
2012	Cedar Rapids	.274	62	248	34	68	13	1	1	20	1	0	3	15	35	7	2	.347	.323	.670	9
2013	Inland Empire	.281	126	506	80	142	28	4	4	53	*21	2	8	34	66	16	4	.375	.335	.710	17
2014	Arkansas	.235	106	344	46	81	13	1	4	23	7	2	5	24	62	11	1	.314	.293	.607	12
2015	Arkansas	.248	62	214	17	53	13	1	3	23	6	2	1	18	25	5	3	.360	.306	.666	5
	Akron	.197	33	117	14	23	1	1	1	12	3	4	2	8	14	2	0	.248	.252	.500	0
2016	Akron	.258	69	244	47	63	17	2	6	28	2	4	9	21	67	8	1	.418	.335	.753	11
	Columbus	.164	22	73	7	12	0	1	1	9	1	3	3	3	28	1	0	.233	.220	.452	5
2017	Columbus	.251	101	334	49	84	23	0	15	47	6	3	7	30	87	8	0	.455	.324	.779	9
	Akron	.325	14	40	7	13	3	1	1	5	1	1	0	8	13	2	0	.525	.429	.954	1
2018	Columbus	.202	78	238	22	48	10	2	5	16	8	0	5	18	63	5	2	.324	.272	.596	8
Minor Lge. Totals		.249	673	2358	323	587	121	14	41	236	56	21	43	179	460	65	13	.364	.311	.675	77

CAREER TRANSACTIONS

2012 Selected by the Los Angeles Angels in the 6th round (207th overall) of the June Draft.

2015 Acquired by Cleveland from the Los Angeles Angels in exchange for David Murphy, 7/28.

2018 SEASON HIGHLIGHTS


- ◆ Spent the year at AAA Columbus and was limited to 78 games and a .202 (48-for-238) average due to a variety of injuries... Season did not start until May 3 (lower back strain) and missed three weeks, June 26-July 13, with a groin injury...Missed the last week of the season with a right biceps strain that prohibited a potential September call-up.

PRO CAREER

- ◆ **2017** Enjoyed a solid season between AA Akron and AAA Columbus, hitting a career-high 16 home runs, including eight over a 12-game stretch from 5/27-6/16...Enjoyed two-homer games on both 5/28-29 vs. Norfolk and hit three solo homers on 6/16 vs. Gwinnett...Earned Int'l League All-Star berth...From 5/26-6/6, went 13-for-18 with 4 2B, 5HR & 12 RBI over five games...Started the year in AAA, was with Akron, 4/22-5/13, & then spent remainder with the Clippers (13 of his homers came in Huntington Park).
- ◆ **2016** Split the season between AA Akron and AAA Columbus, hitting a combined .237 (75/317) with 17 doubles, 3 triples, 7 home runs and 37 RBI in 91 games (.684 OPS)...Was on the D.L. from 5/12-23 and most of June with a left hamstring strain...Hit .318 (7/22) in seven Eastern League playoff games for the EL champs (3 R, 2B, HR, 4 RBI, 7 walks).
- ◆ **2015** Acquired at the trade deadline in exchange for David Murphy and was assigned to AA Akron...Combined on the year he batted .230 (76/331) with 14 2B, 2 3B, 4 HR and 35 RBI in 95 games...Appeared in 33 games at shortstop for Akron and did not make an error in 33 games/141 chances... On the year registered a .988 fielding pct. at short between the two stops (5E, 411TC)...Was a non-roster invitee to Major League camp for the third time in spring training with the Angels...Missed over a month from 4/17-5/23 with a dislocated left shoulder and torn labrum, suffered while running the bases on 4/16 vs. Frisco.
- ◆ **2014** After the season appeared in 14 games for Mesa in the Arizona Fall League.
- ◆ **2013** Named Angels Organizational Defensive Player of Year...Led all of minor league baseball with 21 sac hits...Missed May with a lacerated finger.

PERSONAL/MISCELLANEOUS

Full name **ERIC JAMES STAMETS** (STAY-mets)...Wife, Kaitlyn...Attended Dublin Scioto High School (OH) and University of Evansville (IN)...At University of Evansville, was two-time All-Missouri Valley Conference performer, 2010 MVC Freshman of Year and 2012 MVC Defensive Player of Year...2011 Cape Cod League All-Star...Graduated from Dublin Scioto in 2009 where he was a First-Team All-Ohio and **Mizuno** All-Star selection as a senior...Also played basketball and football at Dublin Scioto...His father, James, is from Cleveland and ran indoor track at Ohio State...Grew up an Indians fan; his favorite player growing up was Omar Vizquel.



BEN TAYLOR 35

Age: 26, born November 12, 1992 in Montgomery, AL

btaylor1112

Resides: Auburn, AL

Position: Pitcher

Bats: R

Throws: R

Height: 6-3

Weight: 225

ML Service (options remaining): 0 + 095 (1)

Contract Status: Signed thru 2019

Acquired: February 25, 2018; Claimed by Cleveland off waivers from the Boston Red Sox.

		OPPONENTS																			
YEAR	CLUB	W-L	ERA	G	GS	CG	SHO	SV	IP	H	R	ER	HR	HB	BB	SO	WP	BK	AVG	SLG	OBP
2015	Lowell	0-0	1.80	4	0	0	0	0	10.0	8	2	2	0	0	2	17	1	0	.222	.250	.256
	Greenville	0-2	3.40	10	10	0	0	0	45.0	43	23	17	2	2	15	37	2	0	.250	.337	.316
2016	Salem	0-2	2.60	15	3	0	0	3	45.0	35	14	13	0	3	10	56	4	0	.213	.280	.270
	Portland	1-0	3.44	21	0	0	0	5	34.0	28	13	13	4	1	12	42	1	0	.222	.381	.295
2017	Boston	0-1	5.19	14	0	0	0	1	17.1	20	10	10	3	0	9	18	1	0	.282	.479	.363
	Pawtucket	0-0	2.70	12	0	0	0	2	13.1	7	4	4	2	0	5	12	0	0	.156	.289	.240
	Lowell	0-0	0.00	2	0	0	0	0	2.1	1	0	0	0	0	1	1	0	0	.167	.167	.286
2018	Columbus	7-2	2.51	46	0	0	0	11	57.1	42	17	16	5	2	9	70	1	0	.204	.340	.243
	CLEVELAND	0-0	6.00	6	0	0	0	0	6.0	6	4	4	2	0	1	8	0	0	.250	.583	.280
Minor Lge. Totals		8-6	2.83	110	13	0	0	21	207.0	164	73	65	13	8	54	235	9	0	.217	.325	.275
CLEVELAND TOTALS		0-0	6.00	6	0	0	0	0	6.0	6	4	4	2	0	1	8	0	0	.250	.583	.280
American League		0-1	5.40	20	0	0	0	1	23.1	26	14	14	5	0	10	26	1	0	.274	.505	.343
National League		--	--	--	--	--	--	--	--	--	--	--	--	--	--	--	--	--	--	--	--
M.L. TOTALS		0-1	5.40	20	0	0	0	1	23.1	26	14	14	5	0	10	26	1	0	.274	.505	.343

CAREER TRANSACTIONS

2015 Selected by the Boston Red Sox in the 7th round (201st overall) of the June draft. Signed 6/16.

2017 DL - left intercostal strain, 7/23-8/30...rehab AAA Pawtucket, 8/8-10 and 8/25-29.

2018 Claimed off waivers by Cleveland Indians from the Boston Red Sox, 2/25.

FIELDING BY POSITION

PCT	G	PO	2018				PCT	G	PO	CAREER					
			A	E	TC	DP				A	E	TC	DP		
--	6	0	0	0	0	0	Pitcher	--	20	0	0	0	0	0	0

2018 SEASON HIGHLIGHTS

- ◆ Spent most of his first season in the Indians organization in AAA Columbus and appeared in six games with the Major League club around two stints in May (5/2-6; 5/26-30)...Was claimed off outright waivers on Feb. 25 after being designated by the Red Sox at the outset of Spring Training...Was outrighted off 40-man by Cleveland at the end of spring training before being re-selected on May 2...Allowed runs in each of his last four outings with the Indians...During his tenure with the Clippers he led the club in appearances and relief innings and limited Int'l League hitters to a .204 average against, fanning 70 in 57.1 innings (11.0 batters per 9.0 IP) against just 9 walks...Over his last 12 outings (all in August) he posted a 0.61 ERA (14.2IP, 7H, 1R/ER, 17SO)...Left-handed hitters batted .141 (11-for-78) and batters hit .157 (11-for-70) with RISP.
- ◆ Anticipated to be ready for most activity at the start of spring training with running restrictions and volume after undergoing arthroscopic surgery on his right hip (labrum repair surgery) on Sept. 26 in Dallas, TX (Dr. William Robertson)...Game activity may be delayed until late February/early March.

PRO CAREER

- ◆ **2017** Made his first Opening Day roster in 2017 after attending spring training with the Red Sox as a non-roster invitee... Had never pitched above the AA level prior to 2017...Since 1981, the only other Red Sox to make an Opening Day roster without experience above AA are Shea Hillenbrand (2001) and Jackie Bradley Jr. (2013)... Is the only Red Sox pitcher in the expansion era (since 1961) to strike out each of his first 3 batters faced in the majors (source: *Elias*)... Those three batters had combined to earn 20 All-Star Game selections: Ian Kinsler (4), Miguel Cabrera (11), and Victor Martinez (5)...Made his Major League debut on 4/7 @DET...Entered 2017 ranked by *Baseball America* as the Red Sox' No. 21 prospect...Recorded the first save of his MLB career on 5/17 at St. Louis...Optioned to Pawtucket postgame on 5/26... Placed on Pawtucket's DL with right elbow inflammation on 5/28 (activated on 6/24)...Recalled by Boston on 7/19...Placed on the DL with a left intercostal strain on 7/23...Designated for assignment on 2/18 (Eduardo Núñez signed) prior to being claimed by Cleveland.

◆ **2016** Averaged 11.2 SO/9.0 IP (98 SO) with a 2.96 ERA (26 ER/79.0 IP) in 36 appearances (3 GS) between High-A Salem and Double-A Portland...Issued only 22 BB with a 1.08 WHIP and a .217 opponent AVG...Began the season in Salem's starting rotation before switching to the bullpen after three outings...In 12 relief appearances for Salem, went 3-for-4 in save opportunities and posted a 1.69 ERA (6 ER/32.0 IP) with 44 SO, 7 BB, and a .162 opponent AVG (18-for-111)...Recorded a career-high 10 SO and allowed only two hits over 4.0 scoreless innings of relief on 6/6 at Lynchburg...Transferred to Portland on 6/20 and spent the remainder of the season there.

◆ **2015** In his pro debut, went 0-2 with a 3.11 ERA (19 ER/55.0 IP) and 54 SO between Short-A Lowell (4 G) and Single-A Greenville (10 GS)...Held RHH to a .200 AVG (23-for-115) and did not allow a homer to a LHH (93 AB).

PERSONAL/MISCELLANEOUS

Full name **BENJAMIN ALAN TAYLOR**...Married, Chancelee...Attended the University of South Alabama (2014-15) and Chattahoochee Valley Community College (2012-13)...Named to the All-Sun Belt First Team as a senior...Graduated from Brewbaker Technology Magnet High School (AL)...Took part in Red Sox Winter Weekend in January 2018, signing autographs and posing for pictures with fans...Visited with patients at Boston Children's Hospital as part of the Red Sox Rookie Development Program in January 2017.

TAYLOR'S CAREER GAME HIGHS

K's (relief): 3, three times, last May 5, 2018 at NY Yankees; **BB (relief):** 2, two times; **LONGEST OUTING (relief):** 3.2 innings, April 12, 2017 vs. Baltimore; **HR:** 2, May 20, 2017 at Oakland; **WINNING STREAK:** N/A; **LOSING STREAK:** May 20, 2017 at Oakland; **SCORELESS IP STREAK:** 4.1IP, 4/12-29/2017; **LAST WIN:** N/A; **LAST SAVE:** May 17, 2017 at St. Louis.



TRAYCE THOMPSON

32

SPRING INVITEE

Age: 28, born March 15, 1991 in Los Angeles, CA

Resides: Portland, OR **Position:** Outfielder

Bats: R **Throws:** R **Height:** 6-3 **Weight:** 220

ML Service: 2 + 038

Contract Status (options remaining): Signed thru 2019 (0)

Acquired: December 1, 2018; Signed by Cleveland to a Minor League free agent contract.

YEAR	CLUB	AVG	G	AB	R	H	2B	3B	HR	RBI	SH	SF	HB	BB	SO	SB	CS	SLG	OBP	OPS	E
2009	Bristol	.188	25	85	8	16	3	1	0	10	0	1	3	4	33	2	0	.247	.247	.494	1
	Great Falls	.238	7	21	2	5	0	0	0	0	1	0	0	3	8	1	0	.238	.333	.571	1
2010	Kannapolis	.229	58	210	28	48	13	3	8	31	0	2	2	21	69	6	4	.433	.302	.735	5
2011	Kannapolis	.241	*136	519	*95	125	36	2	24	87	4	4	10	60	172	8	4	.457	.329	.785	9
2012	Winston-Salem	.254	116	449	77	114	28	5	22	*90	2	8	6	45	144	18	3	.486	.325	.810	5
	Birmingham	.280	14	50	10	14	1	1	3	6	0	0	0	8	16	2	0	.520	.379	.899	1
	Charlotte(cws)	.167	6	18	1	3	2	0	0	0	0	0	0	2	6	1	0	.278	.250	.528	1
2013	Birmingham	.229	135	507	78	116	23	5	15	73	2	8	13	60	139	25	8	.383	.321	.704	7
2014	Birmingham	.237	133	518	86	123	34	6	16	59	3	5	4	65	151	20	5	.419	.324	.743	5
2015	Charlotte(cws)	.260	104	388	53	101	23	4	13	39	2	2	2	23	79	11	5	.441	.304	.744	2
	Chicago-AL	.295	44	122	17	36	8	3	5	16	0	0	0	13	26	1	0	.533	.363	.896	1
2016	Los Angeles-NL	.225	80	236	31	53	11	0	13	32	0	0	0	26	66	5	1	.436	.302	.738	2
2017	Oklahoma City	.212	95	339	44	72	12	6	9	33	1	2	1	26	93	3	5	.363	.269	.632	1
	Los Angeles-NL	.122	27	49	6	6	2	1	1	2	0	0	0	6	23	0	0	.265	.218	.483	2
2018	Oakland	.143	3	7	1	1	0	0	0	0	0	0	0	4	0	0	0	.143	.143	.286	0
	Chicago-AL	.116	48	121	14	14	3	0	3	9	1	1	0	7	46	3	1	.215	.163	.378	0
	Charlotte(cws)	.213	46	160	22	34	12	0	4	15	0	1	0	15	57	3	1	.363	.278	.641	3
Minor Lge. Totals		.236	875	3264	504	771	187	33	114	443	15	33	41	332	967	100	35	.419	.312	.730	41
CLEVELAND TOTALS		--	--	--	--	--	--	--	--	--	--	--	--	--	--	--	--	--	--	--	--
American League		.204	95	250	32	51	11	3	8	25	1	1	0	20	76	4	1	.368	.262	.630	1
National League		.207	107	285	37	59	13	1	14	34	0	0	0	32	89	5	1	.407	.287	.694	4
M.L. TOTALS		.206	202	535	69	110	24	4	22	59	1	1	0	52	165	9	2	.389	.276	.664	5

CAREER TRANSACTION

- 2009 Selected by the Chicago White Sox in the 2nd round (61st overall) of the June draft. Signed 7/27.
- 2015 Traded as part of a 3-team trade by the Chicago White Sox with Micah Johnson and Frankie Montas to the Los Angeles Dodgers. The Los Angeles Dodgers sent Brandon Dixon, Jose Peraza and Scott Schebler to the Cincinnati Reds. The Cincinnati Reds sent Todd Frazier to the Chicago White Sox, 12/16.
- 2016 DL - lower back injury, 7/11-remainder of season.
- 2018 Selected off waivers by the NY Yankees from the LA Dodgers, 4/3. Selected off waivers by Oakland from NY, 4/5.
- 2018 Traded by the Oakland A's to the Chicago White Sox for cash, 4/19. Granted Free Agency, 11/2.
- 2018 Signed as a Free Agent by the Cleveland Indians, 12/1.

FIELDING BY POSITION

PCT	G	PO	2018				DP		PCT	G	PO	CAREER			
			A	E	TC	A						E	TC	DP	
1.000	48	78	3	0	81	3	Outfield	.982	177	263	5	5	273	3	

2018 SEASON HIGHLIGHTS

- ◆ Split the season between the Oakland and Chicago White Sox organizations after being designated for assignment at the end of spring training by the LA Dodgers...Claimed by the NY Yankees on April 3 and was claimed again by Oakland two days later...Appeared in three games for Oakland and was traded to the White Sox on April 19...Appeared in 48 games for the Sox and was outrighted to AAA Charlotte on June 25, spending the remainder of the season with the Knights...At Triple-A he batted .295 (13-for-44) off LHP with an OPS of .786...Connected for third career "walk-off" home run on May 3 vs. Minnesota off Addison Reed.

CAREER SNAPSHOT

MID-SEASON ALL-STAR

- 2011: Kannapolis (SAL)
- 2013: Birmingham (SOU)
- 2014: Birmingham (SOU)
- 2015: Charlotte (INT)

MILB.COM ORGANIZATION ALL-STAR

- 2011: Chi White Sox (AL)
- 2012: Chi White Sox (AL)
- 2014: Chi White Sox (AL)

POST-SEASON ALL-STAR

- 2012: Winston-Salem (CAR)

PRO CAREER

- ◆ **2017** In 27 games with the Dodgers, he went 6-for-49 (.122) with six runs, two doubles, one triple, one home run and two RBI over three stints... Spent majority of the season with AAA Oklahoma City.
- ◆ **2016** Appeared in 80 games in his first year with the Dodgers, season cut short due to two stress fractures in his back...Collected his first two walk-off home runs of his career, slugging a pinch-hit solo shot in the ninth inning off of Mets' Hansel Robles on 5/10 and blasting another solo homer in the ninth off of Rockies' Carlos Estevez on 6/7.
- ◆ **2015** Finished the season in the Majors after making his MLB debut on 8/4, batting .295 with five home runs and 16 RBI in 44 games with the White Sox...Made his MLB debut on 8/4 vs. Tampa Bay as a pinch-hitter and was struck out by the Rays' Chris Archer...Recorded his first-career big league hit on 8/7 at Kansas City off Edinson Volquez...Blasted his first homer on 8/11 off the Angels' Hector Santiago, with a fifth-inning solo shot...Acquired by the Dodgers on 12/16/15 as part of a seven-player, three-team swap with the White Sox and Reds.
- ◆ **2014** Spent the entire season with Double-A Birmingham, ranked among the league leaders in runs scored (86, 2nd), doubles (34, T-4th), total bases (217, T-4th), and home runs (16, T-7th) in 133 games.
- ◆ **2013** T3rd in the Southern League in runs (78) and ranked fourth in RBI (73) in 135 games to help lead Birmingham to a championship.
- ◆ **2012** Combined to hit .253 with 31 doubles, six triples, 25 home runs, 96 RBI, 88 runs and 21 stolen bases in 136 games with Single-A Winston-Salem, AA Birmingham and AAA Charlotte...With W-S, led the league in RBI (90) and extra-base hits (55) and ranked among the leaders in homers (22, T-1st), total bases (218, 2nd), slugging percentage (.486, 3rd) and runs (77, 4th).
- ◆ **2011** Led the South Atlantic League in runs scored (95) and games played (136), and ranked among the leaders in home runs (24, 3rd), extra-base hits (82, 3rd), RBI (87, T-3rd), total bases (237, 4th) and doubles (36, T-4th) at Single-A Kannapolis.
- ◆ **2010** Limited to just 58 games, all with Kannapolis, due to a lengthy DL stint from 5/31-8/17 with a fractured right thumb.

PERSONAL/MISCELLANEOUS

Full name **TRAYCE NIKOLAS THOMPSON**...Single...Is a 2009 graduate of Santa Margarita (Calif.) Catholic High School...Also played basketball in high school, leading his team to the California Division III Championship in 2008...Older brother, Klay, plays for the NBA's Golden State Warriors and brother, Mychel, played for the Cleveland Cavaliers in 2011-12...Father, Mychal, played 14 seasons in the NBA for Portland, Los Angeles Lakers and San Antonio...Grew up in Portland, Oregon and followed the Mariners as a kid...Was a fan of Jerome Bettis and the Pittsburgh Steelers...Enjoys golfing and going to the beach.

THOMPSON'S CAREER GAME HIGHS

HITS: 3, Aug. 25, 2015 vs. Boston; **RUNS:** 3, May 16, 2016 vs. LA Angels; **DOUBLES:** 2, August 27, 2015 vs. Seattle; **HR:** 2, May 16, 2016 vs. LA Angels; **RBI:** 4, May 3, 2016 at TB; **SB:** 3, June 4, 2016 vs. Atlanta; **BB:** 3, June 4, 2016 vs. Atlanta; **HITTING STREAK:** 5 games, two times, last May 20, 2016; **GRAND SLAMS:** N/A; **LEAD-OFF HR:** N/A; **"WALK-OFF" HR:** 3, last May 3, 2018 vs. Minnesota off Addison Reed; **PINCH-HIT HR:** 1, May 20, 2016 vs. NY Mets (w/LAD) off Hansel Robles.



ALEX WILSON 37

Age: 32, born Nov. 3, 1986 in Dhahran, Saudi Arabia



@WillyWilson18

Resides: College Station, TX Position: Pitcher

Bats: R Throws: R Height: 6-0 Weight: 220

ML Service: 5 + 038

Contract Status: Signed thru 2019

Acquired: February 11, 2019; Signed by Cleveland to a free agent Minor League contract.

		OPPONENTS																			
YEAR	CLUB	W-L	ERA	G	GS	CG	SHO	SV	IP	H	R	ER	HR	HB	BB	SO	WP	BK	AVG	SLG	OBP
2009	Lowell	0-1	0.50	13	13	0	0	0	36.0	10	3	2	0	0	7	33	0	0	.085	.161	.136
2010	Salem	2-1	3.40	11	11	0	0	0	55.2	43	24	21	4	2	15	50	1	0	.212	.340	.270
	Portland	4-5	6.66	16	16	0	0	0	78.1	95	59	58	15	2	34	56	3	0	.302	.524	.371
2011	Portland	9-4	3.05	21	21	0	0	0	112.0	103	42	38	8	1	37	99	6	1	.246	.356	.308
	Pawtucket	1-0	3.43	4	4	0	0	0	21.0	19	8	8	2	0	7	24	1	0	.235	.346	.292
2012	Pawtucket	5-3	3.72	40	3	0	0	1	72.2	76	40	30	3	0	33	78	4	3	.270	.352	.340
2013	Pawtucket	3-1	3.71	14	0	0	0	0	17.0	17	7	7	2	0	5	16	2	0	.262	.415	.310
	Boston	1-1	4.88	26	0	0	0	0	27.2	34	16	15	0	1	14	22	1	0	.306	.432	.386
2014	Pawtucket	6-1	4.35	35	0	0	0	5	41.1	38	21	20	2	2	23	40	0	0	.248	.386	.350
	Boston	1-0	1.91	18	0	0	0	0	28.1	20	8	6	3	2	5	19	1	0	.198	.376	.248
2015	Toledo	1-0	0.00	4	0	0	0	3	5.1	4	0	0	0	0	1	5	0	0	.211	.211	.250
	Detroit	3-3	2.19	59	1	0	0	2	70.0	61	19	17	5	2	11	38	2	0	.238	.336	.273
2016	Lakeland	0-1	8.10	2	1	0	0	0	3.1	7	3	3	2	0	0	4	0	0	.412	.765	.412
	Toledo	0-0	5.40	2	0	0	0	0	1.2	2	1	1	0	0	1	3	1	0	.286	.286	.375
	Detroit	4-0	2.96	62	0	0	0	0	73.0	68	26	24	5	1	21	49	2	0	.252	.389	.303
2017	Detroit	2-5	4.50	66	0	0	0	2	60.0	67	34	30	7	3	15	42	4	0	.279	.438	.327
2018	Detroit	2-4	3.36	59	0	0	0	0	61.2	50	24	23	8	2	15	43	2	0	.223	.371	.276
	Toledo	0-0	0.00	1	1	0	0	0	1.1	0	0	0	0	0	1	2	0	0	.000	.000	.200
Minor Lge. Totals		31-17	3.80	163	70	0	0	9	445.2	414	208	188	38	7	164	410	18	4	.246	.377	.313
CLEVELAND TOTALS		--	--	--	--	--	--	--	--	--	--	--	--	--	--	--	--	--	--	--	--
American League		13-13	3.23	290	1	0	0	4	320.2	300	127	115	28	11	81	213	12	0	.250	.387	.300
National League		--	--	--	--	--	--	--	--	--	--	--	--	--	--	--	--	--	--	--	--
M.L. TOTALS		13-13	3.23	290	1	0	0	4	320.2	300	127	115	28	11	81	213	12	0	.250	.387	.300

CAREER TRANSACTIONS

- 2008 Selected by the Chicago Cubs in the 10th round of the June draft, but did not sign.
- 2009 Selected by the Boston Red Sox in the 2nd round (77th overall) of the June draft. Signed, 6/15.
- 2013 DL - right thumb sprain, 7/9-11/4. Rehab AAA Pawtucket, 7/30-8/7 and 8/30-9/17.
- 2014 Traded by the Boston Red Sox with Gabe Speier and Yoenis Cespedes to the Detroit Tigers for Rick Porcello, 12/11.
- 2016 DL - right shoulder soreness, 3/25-4/16. Rehab A Lakeland, 4/7-12. Rehab AAA Toledo, 4/13-15.
- 2018 DL - plantar fasciitis, left foot, 5/8-6/6. Rehab AAA Toledo, 6/5-6. 2018 Granted Free Agency, 11/30..
- 2019 Signed as a Free Agent with the Cleveland Indians, 2/11.

FIELDING BY POSITION

PCT	G	PO	2018				DP	PCT	G	PO	CAREER			
			A	E	TC	DP					A	E	TC	DP
1.000	59	4	12	0	16	0	Pitcher	.958	290	26	42	3	71	1

PITCHERS HITTING

AVG	AB	2018			RBI	AVG	AB	CAREER		
		H	HR	RBI				H	HR	RBI
--	--	--	--	--	--	--	--	--	--	--

2018 SEASON HIGHLIGHTS

- ◆ Went 2-4 with 3.36 ERA (23 ER/61.2 IP) with 43 strikeouts in 59 games with Detroit, limiting right-handed hitters to a .191 (25/131) average...Matched a career high with 3.2 innings on March 30 vs. Pittsburgh...Posted a 0.93 ERA (1ER/9.2IP) over nine outings in July...Named Tigers Pitcher of the Month in September after recording a 1.00 ERA (1ER/9.0IP) in nine appearances...Did not allow a run in 13 of his final 14 outings, holding a 0.71 ERA (1ER/12.2IP) with 11 strikeouts over that stretch.
- ◆ Was on the disabled list from May 8-June 7 with planter fasciitis in his left foot...Non-tendered by Detroit on November 30, becoming a free agent.

CAREER SNAPSHOT

MILB.COM ORGANIZATION ALL-STAR

2011: Boston (AL)

MID-SEASON ALL-STAR

2010: Salem (CAR)

2011: Portland (EAS)

PRO CAREER


- ◆ **2017** Appeared in a career-high 66 games for the Tigers, going 2-5 with a 4.50 ERA (30ER/60.0IP)...Did not allow an earned run in 13 consecutive outings from 4/22-5/23...Went 1-0 with a 1.74 ERA (2ER/10.1IP) in 13 games in August...Suspended three games (Sept. 2-5) for role in brawl against Yankees on 8/24.
- ◆ **2016** Set career highs in wins (4), innings pitched (73.0) and strikeouts (49), going 2-0 with a 2.96 ERA (24 ER/73.0IP)...Began the season on the 15-day disabled list retroactive to 3/25 with right rotator cuff capsulitis...Recorded 15.2 consecutive scoreless innings from July 4-August 15 over 14 appearances.
- ◆ **2015** Began the season with four scoreless outings for Triple-A Toledo before being recalled by the Tigers on April 23...went 3-3 with a 2.19 ERA (17ER/70.0IP) in 59 games for Detroit...Ranked 10th among American League relievers with a 2.28 ERA (17ER/67.0IP) out of the bullpen...Made his first Major League start on 5/27 at Oakland, tossing 3.0 scoreless innings...Earned his first Major League save on July 30 at Baltimore, closing out a 9-8 win with 1.2 scoreless frames...Recorded 12 consecutive scoreless outings (11.2IP) from July 11-August 6.
- ◆ **2014** Acquired by the Tigers along with outfielder Yoenis Cespedes and pitcher Gabe Speier for pitcher Rick Porcello on 12/11...Spent five stints with the Red Sox.
- ◆ **2013** Made his Major League debut on 4/11 against Baltimore, pitching a scoreless ninth inning in a 3-2 loss, becoming the first Saudi Arabian-born pitcher to play in a Major League game...Earned his first Major League win on May 17 at Minnesota, retiring the lone batter he faced on two pitches...Placed on the 15-day disabled list July 9 with a right thumb sprain that sidelined him for the remainder of the season...Underwent surgery on his right thumb performed by Dr. Thomas George in Cleveland on 10/17.
- ◆ **2012** Ranked third in the International League in strikeouts per nine innings (9.46)...Named the No. 18 prospect in the Red Sox organization and the pitcher with the best slider by **Baseball America** after the season.
- ◆ **2011** Earned Boston's Minor League Pitcher of the Year honors after going 10-4 with a 3.11 ERA (46ER/133.0IP) in 25 starts between Double-A Portland and Triple-A Pawtucket...**Baseball America** ranked him as the No. 11 prospect with the best fastball and slider in the Red Sox organization.
- ◆ **2009** Named the No. 21 prospect in the Red Sox organization, the No. 9 prospect in the New York-Penn League and the pitcher with the best slider by **Baseball America** after the season.

PERSONAL/MISCELLANEOUS

Full name **WILLIAM ALEXANDER WILSON**... Wife, Kristin, son, Jhett, and daughters, Rosie and Whelynn...Participated in the Tigers Winter Caravan and TigerFest and was very active in the Dreams Come True programs with the Tigers...Also visited patients at the Detroit VA Medical Center...Attended Texas A&M University...Went 6-6 with a 4.22 ERA (89.2IP/42ER) and two saves in 24 appearances (eight starts) as a junior in 2009...Pitched for Winthrop (SC) University in 2006 and 2007...Attended Hurricane (WV) High School...His dad worked for Saudi Aramco in the oil and gas business and lived in Saudi Arabia for three and half years...He is the only pitcher and one of just two players (Craig Stansberry) in MLB history born in Saudi Arabia...Moved to New Orleans after Bahrain, then to Kingsport, TN before attending high school in West Virginia..... Named the **Gatorade** Player of the Year in 2005.

WILSON'S CAREER GAME HIGHS

BB's(relief): 2, eight times; **K's (relief):** 4, two times, last September 28, 2018 at Milwaukee; **LONGEST OUTING (relief):** 3.2IP, four times, March 30, 2018 vs. Pittsburgh; **HR (relief):** 2, two times, last September 8, 2017 at Toronto; **LAST WIN:** August 20, 2018 at NYY; **LAST SAVE:** May 18, 2017 vs. Baltimore; **Longest Winning Streak:** 6, August 6, 2015-September 22, 2016; **Longest Losing Streak:** 3 (twice) - last, May 25-June 19, 2017.



NICK WITTGREN

62

Age: 27, born May 29, 1991 in Torrance, CA

Resides: Jupiter, FL

Position: Pitcher

Bats: R Throws: R

Height: 6-2

Weight: 216



@N_Witt

nwwittgren64

ML Service: 2 + 071

Contract Status (Options): Signed thru 2019 (1)

Acquired: February 4, 2019; Acquired from the Miami Marlins in exchange for RHP Jordan Milbrath

																	OPPONENTS				
YEAR	CLUB	W-L	ERA	G	GS	CG	SHO	SV	IP	H	R	ER	HR	HB	BB	SO	WP	BK	AVG	SLG	OBP
2012	Jamestown	0-2	1.46	17	0	0	0	11	24.2	24	4	4	0	1	4	34	0	0	.250	.344	.284
	Greensboro	0-0	0.00	6	0	0	0	2	6.0	1	0	0	0	0	1	13	1	0	.053	.053	.100
2013	Jupiter	2-1	0.83	48	0	0	0	25	54.1	42	7	5	1	2	10	59	0	0	.211	.251	.256
	Jacksonville	0-0	0.00	4	0	0	0	1	4.0	0	0	0	0	0	0	4	0	0	.000	.000	.000
2014	Jacksonville	5-5	3.55	52	0	0	0	20	66.0	73	31	26	6	2	14	56	2	1	.281	.419	.320
2015	Jacksonville	0-0	0.00	2	0	0	0	1	1.2	0	0	0	0	0	0	3	0	0	.000	.000	.000
	New Orleans	1-6	3.03	51	0	0	0	19	62.1	58	22	21	6	1	8	64	1	0	.245	.363	.272
2016	New Orleans	1-0	1.42	10	0	0	0	2	12.2	6	2	2	1	0	4	11	1	0	.143	.238	.217
	Miami	4-3	3.14	48	0	0	0	0	51.2	50	18	18	6	1	10	42	1	0	.254	.381	.290
2017	Miami	3-1	4.68	38	0	0	0	0	42.1	46	22	22	5	0	13	43	2	0	.277	.476	.324
	New Orleans	0-0	0.00	5	0	0	0	0	5.0	3	0	0	0	0	0	6	0	0	.158	.158	.158
2018	New Orleans	0-5	5.22	25	0	0	0	2	29.1	34	21	17	4	1	8	34	3	0	.283	.433	.328
	Miami	2-1	2.94	32	0	0	0	0	33.2	29	13	11	1	1	15	31	2	0	.223	.323	.306
	Jacksonville	0-1	13.50	2	0	0	0	0	1.1	4	2	2	2	1	0	1	0	0	.571	1.429	.625
Minor Lge. Totals		9-20	2.59	222	0	0	0	83	267.1	245	89	77	20	8	49	285	8	1	.241	.348	.280
CLEVELAND TOTALS		--	--	--	--	--	--	--	--	--	--	--	--	--	--	--	--	--	--	--	--
American League		--	--	--	--	--	--	--	--	--	--	--	--	--	--	--	--	--	--	--	--
National League		9-5	3.60	118	0	0	0	0	127.2	125	53	51	12	2	38	116	5	0	.254	.398	.306
M.L. TOTALS		9-5	3.60	118	0	0	0	0	127.2	125	53	51	12	2	38	116	5	0	.254	.398	.306

CAREER TRANSACTIONS

2012 Selected by the Miami Marlins in the 9th round (287th overall) of the June draft. Signed, 6/8.

2017 DL - right elbow strain; July 27-remainder of season.

2018 DL - right middle finger contusion, 6/2-21. Rehab AA Jacksonville, 6/14-18. Rehab AAA New Orleans, 6/19-21.

2019 Acquired by the Cleveland Indians in exchange for Jordan Milbrath, 2/4.

FIELDING BY POSITION

2018							CAREER							
PCT	G	PO	A	E	TC	DP	PCT	G	PO	A	E	TC	DP	
1.000	32	3	0	0	3	0	Pitcher	1.000	118	9	11	0	20	0

PITCHERS HITTING

2018					CAREER				
AVG	AB	H	HR	RBI	AVG	AB	H	HR	RBI
--	--	--	--	--	.000	4	0	0	0

2018 SEASON HIGHLIGHTS

- ◆ Went 2-1 with 2.94 ERA (11 ER/33.2 IP) in 32 games with Miami, holding opponents to a career-best .223 average... Opened season with New Orleans...Was recalled by Miami on April 20, and went 2-0 with 0.57 ERA (1ER/15.2IP) over his first 15 games with the Marlins...Placed on 10-day DL with right middle finger contusion on June 2 (retro to June 1); returned from rehab and reinstated from 10-day DL on June 22, before being optioned back to New Orleans on June 28.
- ◆ Made three rehab appearances, going 0-1, 13.50 (2ER/1.1IP) in two G with Double-A Jacksonville, and 0-0, 0.00 (0ER/1.2IP) in one G with Triple-A New Orleans...Recalled from Triple-A New Orleans on September 1...Did not allow a run in eight of final 10 appearances, allowing just two runs in 11.1 innings pitched with 11 strikeouts to two walks (one intentional).

PRO CAREER

- ◆ **2017** Opened with Miami...Season cut short after landing on 10-day disabled list with right elbow strain on 7/27...Had surgery to remove a bone chip in right elbow on 9/26 by Dr. James Andrews...Over 13-game stretch from 5/19-6/18, allowed just one run over 11.1 innings (0.79 ERA)... Earned first win on 6/4 vs. Arizona.
- ◆ **2016** Had three separate stints with Marlins (48 games) during rookie season: 4/19-26; 5/10-14; 5/26-end of season...His 3.14 ERA ranked fifth among qualified National League rookie relievers... Also ranked 10th among rookie relievers in games, tied for 10th in innings pitched, and tied for 13th in strikeouts...Made Major League debut on 4/19 vs. Washington... Earned first career win on 6/2 vs. Pittsburgh...Had season-long scoreless innings streak of 12.2 frames (11 games) from 6/29-7/27
- ◆ **2015** After a brief two-game stint with Double-A Jacksonville to start season, spent rest of the campaign with Triple-A New Orleans.
- ◆ **2014** Spent season with AA Jacksonville, recording career-high 66.0 innings pitched...Among qualified Southern League relievers, ranked second in games finished (42) and third in saves (20)...In second half, went 12-for-13 in save opportunities with a 2.62 ERA (34.1/10).
- ◆ **2013** Was named Marlins' Minor League Pitcher of the Month for August...In 11 appearances, went 1-0 with five saves and four hits allowed over 11.0-scoreless innings...Highest monthly ERA of season was 1.74 (10.1/2) in July...Was promoted to Double-A Jacksonville on 8/29 and made four appearances before end of season, tossing 1.0 perfect inning in each game.
- ◆ **2012** Made professional debut in with Short-Season A Jamestown and converted all 11 save opportunities in 17 appearances....Promoted to Single-A Greensboro on 8/15.

CAREER SNAPSHOT

MID-SEASON ALL-STAR

2012: Jamestown (NYP)
2013: Jupiter (FSL)
2015: New Orleans (PCL)

ALL-PROSPECT TEAM

2013: Glendale (AFL)

MILB.COM ORGANIZATION ALL-STAR

2013: Miami (NL)

MILB.COM STAFF CHOICE FOR BEST RELIEF PITCHER

2013: Jupiter (FSL)

POST-SEASON ALL-STAR

2013: Jupiter (FSL)

PERSONAL/MISCELLANEOUS

Full name **NICHOLAS JAMES WITTGREN**... Wife, Ashley...Attended McCutcheon High School in Lafayette, IN, where he also played basketball and tennis...Was on the same team as Kevin Plawecki in 2011 and 2012, capturing Purdue's first Big Ten conference regular season championship in 2012, the first for the school since 1909...The Big Ten tournament title (est. 1981) was the first for the Boilermakers...Lived in Cypress and Long Beach, CA up until the sixth grade before moving to Indiana...Favorite team growing up was the LA Angels and his favorite player was Vlad Guerrero...Attended Parkland College (JC) in Champaign, IL for one year prior to stint at Purdue....Led Parkland to fifth-place finish in 2010 NJCAA Division II World Series...Earned Second Team All-Big Ten honors in first year at Purdue...Holds Purdue career records for saves (22) and strikeouts-per-9.0 innings (9.196, min. 75.0 IP)...Played for Hyannis Harbor Hawks in Cape Cod League in 2011.

WITTGREN'S CAREER GAME HIGHS

BB's (relief): 2, several; **K's (relief):** 4, two times, last May 6, 2018 at Cincinnati; **LONGEST OUTING (relief):** 3.0 IP, two times, last April 13, 2017 vs. NY Mets; **HR:** 1, several; **LAST WIN:** May 15, 2018 vs. LA Dodgers; **LAST SAVE:** n/a; **SCORELESS IP:** 12.2; 6/29/16 to 7/27/16.



ASHER WOJCIECHOWSKI

65

SPRING INVITEE

Age: 30, born December 21, 1988 in Pensacola, FL

Resides: Charleston, SC

Position: Pitcher

Bats: R Throws: R

Height: 6-4

Weight: 235

ML Service: 1 + 066

Pronunciation: 'wo-juh-HOW-ski'

Contract Status: Signed thru 2019

Acquired: February 13, 2019; Signed by Cleveland to a Minor League free agent contract.

OPPONENTS

YEAR	CLUB	W-L	ERA	G	GS	CG	SHO	SV	IP	H	R	ER	HR	HB	BB	SO	WP	BK	AVG	SLG	OBP
2010	Auburn	0-0	0.75	3	3	0	0	0	12.0	6	1	1	0	0	4	11	0	0	.146	.195	.222
2011	Dunedin	11-9	4.70	25	22	0	0	0	130.1	156	79	68	15	4	31	96	3	1	.292	.460	.335
2012	Dunedin	7-3	3.57	18	18	0	0	0	93.1	91	40	37	3	5	22	76	3	0	.261	.361	.312
	Corpus Christi	2-2	2.06	8	8	0	0	0	43.2	30	14	10	0	5	14	34	0	2	.190	.222	.275
2013	Corpus Christi	2-1	2.08	6	3	0	0	0	26.0	17	6	6	1	0	7	27	0	0	.189	.278	.245
	Oklahoma	9-7	3.56	22	21	#2	#1	0	134.0	116	56	53	10	1	44	104	4	0	.229	.360	.291
2014	Oklahoma	4-4	4.74	15	14	0	0	0	76.0	89	46	40	10	4	21	59	4	0	.293	.474	.347
2015	Houston	0-1	7.16	5	3	0	0	0	16.1	23	13	13	2	0	7	16	1	0	.329	.586	.380
	Fresno	8-4	4.92	20	20	1	0	0	115.1	129	68	63	13	6	41	87	11	0	.285	.464	.349
2016	Fresno	2-2	5.33	5	5	0	0	0	25.1	29	21	15	1	3	13	22	0	0	.282	.388	.372
	Jacksonville	1-0	2.53	2	2	0	0	0	10.2	9	3	3	0	2	1	9	0	0	.225	.325	.279
	New Orleans	2-3	5.26	13	10	0	0	0	49.2	61	31	29	10	3	24	32	2	1	.305	.520	.384
2017	Louisville	2-0	2.05	8	5	0	0	0	30.2	24	8	7	2	1	8	35	1	0	.207	.310	.264
	Cincinnati	4-3	6.50	25	8	0	0	0	62.1	71	48	45	14	5	19	64	1	0	.287	.551	.348
2018	Norfolk	5-4	3.51	19	12	0	0	0	84.2	68	36	33	14	1	32	89	2	0	.219	.408	.291
	Charlotte (CWS)	0-5	7.01	6	6	0	0	0	34.2	40	27	27	12	3	5	37	0	0	.288	.604	.324
Minor Lge. Totals		55-44	4.07	170	149	3	1	1	866.1	865	436	392	91	38	267	718	30	4	.259	.413	.319
CLEVELAND TOTALS																					
	American League	0-1	7.16	5	3	0	0	0	16.1	23	13	13	2	0	7	16	1	0	.329	.586	.380
	National League	4-3	6.50	25	8	0	0	0	62.1	71	48	45	14	5	19	64	1	0	.287	.551	.348
	M.L. TOTALS	4-4	6.64	30	11	0	0	0	78.2	94	61	58	16	5	26	80	2	0	.297	.558	.355

CAREER TRANSACTIONS

- 2010 Selected by the Toronto Blue Jays in the 1st round (41st pick) of the June draft. Signed, 6/16.
- 2012 Traded by the Toronto Blue Jays with Kevin Comer, Francisco Cordero, Ben Francisco, Joe Musgrove, Carlos Perez and David Rollins to the Houston Astros for David Carpenter, J.A. Happ and Brandon Lyon, 7/20.
- 2014 DL - right lat strain, 3/21-6/24. Rehab AAA Oklahoma, 5/20-6/1 and 6/18-24.
- 2016 Selected off waivers by the Miami Marlins from the Houston Astros, 5/24. Granted Free Agency, 11/7.
- 2016 Signed as a Free Agent with the Arizona Diamondbacks, 12/9. Released by Arizona, 3/28.
- 2017 Signed as a Free Agent with the Cincinnati Reds, 4/21. Granted Free Agency, 10/6.
- 2017 Signed as a Free Agent with the Baltimore Orioles, 12/1.
- 2018 Released by the Baltimore Orioles, 7/18.
- 2018 Signed as a Free Agent with the Chicago White Sox, 7/25. Granted Free Agency, 11/2.
- 2019 Signed as a Free Agent with the Cleveland Indians, 2/13.

FIELDING BY POSITION

PCT	2018							PCT	CAREER						
	G	PO	A	E	TC	DP	G		PO	A	E	TC	DP		
-	-	-	-	-	-	-	-	.818	30	6	3	2	11	0	

PITCHERS HITTING

AVG	2018				AVG	CAREER			
	AB	H	HR	RBI		AB	H	HR	RBI
--	--	--	--	--	.071	14	1	0	0

2018 SEASON HIGHLIGHTS

◆ Split the season at the Triple-A levels between the Baltimore and Chicago White Sox organizations...On the year limited batters to a .240 average against (108-for-450), including a .203 (51-for-251) mark by right-handed hitters...Fanned 126 batters in 119.1 innings, including 12 in 7.0 innings on July 6 at Durham (w/Norfolk)...Granted release from Baltimore on July 18 and signed with the White Sox a week later, losing five of his six starts in AAA Charlotte while dealing with blister issues on his right long finger...On the year in relief his ERA was 3.60 (6ER/15.0IP/19SO, .170 avg).

PRO CAREER


- ◆ **2017** Made his debut with Cincinnati on 5/20 vs. Colorado, earning the win after tossing 3.2 innings out of the bullpen, allowing one hit...Made 17 relief appearances with Cincinnati, going 2-0 with a 4.00 ERA (12 ER/27.0 IP), while going 2-3 in eight starts with an 8.41 ERA (33 ER/35.1 IP).
- ◆ **2016** Made five starts with Fresno before being selected off waivers by the Marlins (from the Astros) on 5/24.
- ◆ **2015** Made his Major League debut on 4/9 vs. Cleveland, allowing four runs on eight hits in 4.0 innings in Houston's 5-1 loss...Became the first Astros pitcher to make a Major League debut as a starter since RHP Nick Tropeano on 9/10/14 at Seattle...Each of his first four appearances were exactly 4.0 innings, making him the only Major Leaguer since 1914 to go exactly 4.0 innings in each of his first four appearances...Began the season on the Astros Opening Day roster, the first of his career, as the No. 3 starter in the rotation...Snapped a 13-game undefeated streak on 6/28 at Reno, after going 7-0 with a 2.99 ERA (27 ER/81.1 IP).
- ◆ **2014** Suffered a right lat strain while throwing a bullpen session prior to Spring Training, which caused him to begin the season on disabled list...Sent on a rehab assignment on 5/21, and started for Triple-A Oklahoma City, tossing 4.0 innings, allowing one earned run...Sustained a right forearm flexor strain in the outing and was shut down for nearly a month...Returned to the mound on 6/18 at Reno (3 ER/3.1 IP) and made two starts before being activated from the DL and optioned to Triple-A Oklahoma City...Had a run of 80.1 innings pitched without allowing a home run from 7/27/13-6/23/14, snapped by Tacoma's Nick Franklin.
- ◆ **2013** Combined to go 11-8 with a 3.32 ERA (59 ER/160.0 IP) and 131 strikeouts between Triple-A Oklahoma City and Double-A Corpus Christi...From 8/20/12-4/24/13, set a Corpus Christi franchise record by going 33.0 consecutive innings without allowing a run...Started the season with Corpus Christi by going 20.0 consecutive scoreless innings...Tied for first in the Pacific Coast League in complete games (2) and shutouts (1), and ranked third in WHIP (1.19)...Tossed the first two complete games of his career, both coming at Oklahoma City...Entered the year ranked by **Baseball America** as the No. 14 Astros prospect.
- ◆ **2012** Made 26 combined starts between Double-A Corpus Christi (eight games) and Class A-Advanced Dunedin (18 games)...Went 9-5 with a 3.09 ERA (47 ER/137.0 IP) and 110 strikeouts between the clubs...Entered the season ranked by **Baseball America** as the No. 10 prospect in the Blue Jays system...Acquired by the Astros in a 10-player deal with the Blue Jays on 7/20.
- ◆ **2011** In his first full professional season, pitched in 25 games at Class A-Advanced Dunedin...Skipped the Short-Season A level entirely...Began the year ranked by **Baseball America** as the Blue Jays No. 7 prospect.

PERSONAL/MISCELLANEOUS

Full name **RANDALL ASHER WOJCIECHOWSKI**...Married, Alanna...Attended the Citadel, The Military College of South Carolina, where he majored in Business Administration...He was teammates in 2010 with Mike Clevinger, where they won the 2010 Southern Conference Championship...Was the first player from The Citadel to be taken in the first round of the MLB draft...Also shares a birthday with Clevinger...Was a compensation pick for Toronto losing Rod Barajas...Named the Southern Conference Pitcher of the Year during his junior year in 2010 after finishing second in the nation with 155 strikeouts and ranking fifth in the country with 12 victories (tying a school record)...Lived in the Dominican Republic, Bulgaria and Romania as a child as his parents, Randy and Carol, were missionaries...Asher was nine years old when the family moved to Romania, and he was able to play baseball in Bucharest when Little League Baseball expanded into the country...Graduated from Beaufort High School (SC).

WOJCIECHOWSKI's CAREER GAME HIGHS

BB's (starter): 3, Aug. 23, 2017 vs. Chicago-NL; **BB (relief):** 3, July 17, 2017 vs. Washington; **K's (starter):** 6, four times; **K's (relief):** 4, three times; **LONGEST OUTING (start):** 6.0IP, June 5, 2017 vs. St. Louis; **LONGEST OUTING (relief):** 5.0IP, July 17, 2017 vs. Washington; **HR:** 3, May 30, 2017 at Toronto; **LAST WIN:** September 1, 2017 at Pittsburgh; **LAST SAVE:** n/a.



BRADLEY ZIMMER 4

Age: 26, born November 27, 1992 in San Francisco, CA

Resides: La Jolla, CA

Position: Outfielder

Bats: L **Throws:** R **Height:** 6-5 **Weight:** 220

ML Status (options remaining): 1 + 036 (2)

Contract Status: Signed thru 2019

Acquired: Selected by Cleveland in the 1st round (21st overall pick) of the 2014 First-Year Player Draft.



@Bzimmer5
b_zimmer5

YEAR	CLUB	AVG	G	AB	R	H	2B	3B	HR	RBI	SH	SF	HB	BB	SO	SB	CS	SLG	OBP	OPS	E
2014	Mahoning Valley	.304	45	168	32	51	11	2	4	30	0	1	9	19	30	11	4	.464	.401	.865	3
	Lake County	.273	3	11	4	3	1	0	2	2	0	0	0	2	3	1	0	.909	.385	1.294	0
2015	Lynchburg	.308	78	286	60	88	17	3	10	39	0	2	10	37	77	32	5	.493	.403	.896	3
	Akron	.219	49	187	24	41	9	1	6	24	0	1	8	18	54	12	2	.374	.313	.687	1
2016	Akron	.253	93	340	58	86	20	6	14	53	3	0	8	56	115	33	13	.471	.371	.842	3
	Columbus	.242	37	128	18	31	5	0	1	9	1	0	0	21	56	5	1	.305	.349	.654	0
2017	Columbus	.294	33	126	22	37	11	2	5	14	1	1	2	14	43	9	3	.532	.371	.902	0
	CLEVELAND	.241	101	299	41	72	15	2	8	39	0	3	4	26	99	18	1	.385	.307	.692	0
	CLEVELAND	.226	34	106	14	24	5	0	2	9	0	0	1	7	44	4	1	.330	.281	.611	0
2018	Akron	.333	2	3	2	1	0	0	0	0	0	0	2	2	0	2	0	.333	.714	1.048	0
	Columbus	.148	6	27	1	4	0	0	1	1	0	0	0	1	11	1	0	.259	.179	.438	0
Minor Lge. Totals		.268	346	1276	221	342	74	14	43	172	5	5	39	170	389	106	28	.449	.370	.819	10
CLEVELAND TOTALS		.237	135	405	55	96	20	2	10	48	0	3	5	33	143	22	2	.370	.300	.671	0
American League		.237	135	405	55	96	20	2	10	48	0	3	5	33	143	22	2	.370	.300	.671	0
National League		--	--	--	--	--	--	--	--	--	--	--	--	--	--	--	--	--	--	--	--
M.L. TOTALS		.237	135	405	55	96	20	2	10	48	0	3	5	33	143	22	2	.370	.300	.671	0

CAREER TRANSACTION

2011 Selected by the Chicago Cubs in the 23rd round of the June draft. Did not sign.

2014 Selected by the Cleveland Indians in the 1st round (21st overall) of the June draft. Signed 6/17.

2018 DL - left rib contusion, 5/12-31...rehab AA Akron, 5/27-28...rehab AAA Columbus, 5/30-31.

FIELDING BY POSITION

PCT	G	PO	2018				DP	PCT	G	PO	CAREER			
			A	E	TC	DP					A	E	TC	DP
1.000	34	82	4	0	86	1	Outfield	1.000	131	262	12	0	262	2

2018 SEASON HIGHLIGHTS

- ◆ Second season was disrupted by injuries which eventually required season-ending shoulder surgery in July...Made his first career Opening Day roster/start in center field on March 29 at Seattle and batted .257 (18-for-70) in April with nine runs in 23 games...Overall on the year he made 29 starts in center field (34 games) and struck out in 44 of his 114 plate appearances with 7 walks...Recorded a season-high three hits twice, the last coming on April 24 vs. Chicago-NL...Both homers with Cleveland came vs. LHP, recording a season OPS of .770 against lefties.
- ◆ Suffered a rib and chest contusion colliding with the outfield wall in New York-AL on May 5 and eventually landed on the 10-day Disabled List (first time), May 12-31...After rehabbing in AA Akron and AAA Columbus he was activated from the DL on June 1, appearing in 2 games before being optioned to AAA Columbus on June 5.
- ◆ Season came to a halt after suffering a right shoulder injury during pre-game batting drills in Columbus on June 11...Originally diagnosed as a shoulder strain, Bradley was shutdown for a month before undergoing season-ending arthroscopic surgery on July 20 to repair of torn labrum in his right shoulder in Dallas, TX (Dr. Keith Meister)... Rehab from the procedure back to full baseball activities is 8-to-12 months.

PRO CAREER

- ◆ **2017** Enjoyed a solid rookie campaign with Cleveland, spending the last four and a half months at the Major League level after being promoted from AAA Columbus on 5/16...Entered the year rated the top prospect in the organization (22nd in all of MLB) according to **MLB.com**... Finished tied for 11th among A.L. outfielders in assists (8), recorded a defensive runs saved metric of four and did not make an error in 176 total chances...Was 18th in the A.L. in steals...Made his Major League debut on 5/16 vs. Tampa Bay (0-for-3) and collected his first MLB hit & RBI the following day off Tampa's Alex Cobb...Homered later in the game off Alex Colome, his first of eight homers on the year...Drove in a season/career-high four runs three different times and hit his first career grand slam on 7/26 off LA Angels RHP Jesse Chavez...Stole 18 bases in 19 attempts (94.7%), the second-highest theft pct. in the AL; fourth-best in club history...Was tied for 16th in the A.L. in steals for the season at the time of his injury...Regular season ended on 9/10, fracturing the 4th metacarpal on his left hand sliding into first base in the 7th inning vs. Baltimore, undergoing surgery on 9/12 in New York City (Dr. Thomas Graham) to fixate the bone...Endured an 0-for-37, 8/1-17, the longest hitless stretch by an Indians batter in 2017.
- ◆ **2016** Hit a combined .250 (117/468) between AA Akron and AAA Columbus with 25 2B, 6 3B, 15 HR, 62 RBI, 76 runs and 38 stolen bases (.77BB/.365/.425/.790)...Named to Eastern League Mid-Season All-Star team...Named an **MLB.com** Organizational All-Star for the second straight season...Started the season in Akron and was promoted to Columbus on 7/25...Had a strong fall campaign for Mesa in the Arizona Fall League, batting .257 (19/74) with 7 2B, 4 HR & 16 RBI in 22 games (.421/.514/.935)...Led AFL in runs (25) and was fifth in on-base pct, RBI and OPS and was named to the Rising Stars Game and All-Prospect team...Rated by **Baseball America** as having the best outfield arm in the organization entering 2017.
- ◆ **2015** Hit a combined .273 (129/473) with 26 2B, 4 3B, 16 HR and 63 RBI in 127 games, stealing 44 bases in 51 attempts despite playing the second half of the season with a hairline fracture in his right foot (.368/.446/.814)...Was tied-fifth in the organization in home runs and second in steals...Named an organizational All-Star by **MLB.com**, named to **Baseball America** Class-A All-Star team and was a Carolina League Midseason All-Star in addition to participating in the **SiriusXM** Futures Game...Entered the season consensus #1 org. prospect by each publication (**MLB.com**, **BA**, **ESPN**, **BP**)...Ranked 26th overall in all of MLB according to **MLB.com** (#31 **BA**; #23 **BP**)...Spent first half of the season at A Lynchburg and was promoted to Akron to start the second half.
- ◆ **2014** Spent most of his first campaign with Mahoning Valley where he hit .304 through 45 games with the Scrappers (including .372 vs. lefties)...Named to **Baseball America** Short-Season A All-Star team...Named the 84th-best prospect in Keith Law's top 100 entering the 2015 season (**ESPN**)...Zimmer was ranked the second-best prospect in the Indians system and fifth-best prospect in the NYPL (**Baseball America**).

CAREER SNAPSHOT

ALL-PROSPECT TEAM

2016: Mesa (AFL)

MLB.COM ORGANIZATION ALL-STAR

2015: Cleveland (AL)

2016: Cleveland (AL)

MID-SEASON ALL-STAR

2015: Lynchburg (CAR)

2016: Akron (EAS)

BASEBALL AMERICA HIGH CLASS A ALL-STAR

2015: Lynchburg (CAR)

FUTURES GAME SELECTION

2015: Lynchburg (CAR)

BASEBALL AMERICA SHORT-SEASON ALL-STAR

2014: Mahoning Valley (NYP)

ZIMMER'S FAVORITES

Favorite Movie: Remember the Titans

Favorite Group/Artist: Kygo

Favorite Athlete Growing Up: Ken Griffey, Jr

Favorite Team Growing Up: San Diego Padres

Persons Who Has Most Influenced: Parents

Favorite Road City: Chicago

Favorite Road Stadium: Yankee Stadium

Favorite TV Show: Friday Night Lights

PERSONAL/MISCELLANEOUS

Full name **BRADLEY CLARKE ZIMMER**...Single..Attended La Jolla High School and played three years of collegiate baseball at the University of San Francisco...Hit .368 with 10 2B, 7 3B, 7 HR and 31 RBI for the Dons as a junior during the 2014 season (.461 on-base pct., 21 SB)...Two-time All-West Coast Conference member...Named a 2014 preseason All-American selection by **Louisville Slugger**, **Baseball America** and **Perfect Game USA** and was one of 30 finalists for the Golden Spikes Award...Named All-WCC during his sophomore season in 2013, hitting .320 with 7 home runs, 37 RBI and 19 stolen bases...Entering the draft he was rated the 14th-best prospect and best athlete in the country according to **Baseball America**...Ranked the 10th-best prospect in the 2014 MLB Draft by **MLB.com** and 12th according to Keith Law (**ESPN**)...His brother, Kyle, was the Kansas City Royals' first round pick in the 2012 June Draft...2018-19 TribeFest participant.

ZIMMER'S CAREER GAME HIGHS

HITS: 3, four times, last April 24, 2018 vs. Chicago-NL; **RUNS:** 2, many times; **DOUBLES:** 2, April 17, 2018 at Minnesota; **HR:** 1, ten times, last May 4, 2018 at New York-AL; **Multi-HR Games:** N/A; **RBI:** 4, three times, last July 25, 2017 vs. LAA; **SB:** 2, July 25, 2017 vs. LAA; **BB:** 3, May 3, 2018 vs. Toronto (game2); **HITTING STREAK:** 8 games, July 23-31, 2017; **GRAND SLAMS:** 1, July 25, 2017 vs. LAA (Chavez); **LEAD-OFF HR:** 1, July 26, 2017 vs. LAA (Nolasco); **"WALK-OFF" HR:** N/A; **PINCH-HIT HR:** N/A.

2019 CLEVELAND INDIANS ROSTER

NON-ROSTER INVITEES

NO.	PITCHERS	B T	HT.	WT.	BORN	BIRTHPLACE	RESIDENCE	2018 CLUB	W-L	ERA	G	GS	CG	SV	IP	H	R	ER	BB	SO	MLS
74	CHIANG, Shao-Ching	R-R	6-0	165	11-10-93	Hualien, Taiwan	Hualien, Taiwan	Akron	5-2	2.90	12	12	0	0	71.1	65	25	23	13	54	0.000
								Columbus	4-5	5.01	13	11	0	0	64.2	69	38	36	11	39	
48	CLIPPARD, Tyler	R-R	6-3	200	2-14-85	Lexington, KY	Clearwater, FL	Toronto	4-3	3.67	73	1	0	7	68.2	57	29	28	23	85	9.448
36	COLE, A.J.	R-R	6-5	238	1-5-92	Winter Springs, FL	Longwood, FL	Scranton/WB	3-1	4.26	28	0	0	0	38.0	39	23	18	16	49	1.154
								Washington	0-1	27.00	2	1	0	0	1.2	6	5	5	3	1	
34	GRIMM, Justin	R-R	6-3	210	8-16-88	Bristol, TN	Nashville, TN	Omaha	1-1	13.06	4	2	0	0	10.1	16	15	15	6	10	5.111
								Kansas City	1-1	8.68	9	0	0	0	9.1	15	9	9	6	13	
								Tacoma	1-0	1.64	10	0	0	0	12.2	17	19	19	14	8	
								Everett	0-0	4.50	0	0	0	0	2.0	2	2	2	2	17	
								Seattle	0-0	1.93	5	0	0	0	4.2	2	1	1	2	3	
50	HOYT, James	R-R	6-6	230	9-30-86	Boise, ID	Boise, ID	Fresno	0-3	2.25	25	0	0	5	28.0	19	11	7	8	33	1.079
								Houston	0-0	0.00	1	0	0	0	0.1	1	0	0	1	0	
								Columbus	0-1	10.13	3	0	0	0	2.2	5	3	2	2	0	
78	KAMINSKY, Rob	R-L	5-11	190	9-2-94	Englewood Cliffs, NJ	Englewood Cliffs, NJ	Lynchburg	0-0	0.00	2	0	0	0	2.0	1	0	0	1	1	0.000
80	MARTINEZ, Henry	R-R	6-1	180	4-27-94	Catral, DR	Catral, DR	Akron	1-1	3.08	23	0	0	4	26.1	22	12	9	18	22	
								Lynchburg	0-0	1.29	6	0	0	0	7.0	3	1	1	3	10	0.000
								Columbus	1-0	10.64	10	0	0	0	11.0	18	13	13	4	14	
76	ORLAN, R.C.	R-L	6-0	215	9-28-90	Bryn Mawr, PA	Glen Allen, VA	Akron	2-1	2.76	32	0	0	11	32.2	30	12	10	9	32	
								AZL Indians 2	0-0	1.69	5	1	0	0	5.1	3	1	1	1	10	0.000
								AZL Indians 1	0-0	0.00	1	0	0	0	1.1	2	0	0	0	4	
								Akron	1-0	0.00	10	0	0	2	15.2	8	1	0	2	14	
								Lynchburg	0-0	1.59	5	0	0	0	5.2	5	1	1	2	8	
								Columbus	0-0	0.00	2	0	0	0	1.2	2	0	0	2	3	
53	POUNDERS, Brooks	R-R	6-5	275	9-25-90	Riverside, CA	Temecula, CA	Albuquerque	2-3	3.48	26	0	0	0	31.0	28	12	12	10	36	0.164
63	SMITH, Josh	L-L	6-0	200	10-11-89	Pleasant Hill, MO	Pleasant Hill, MO	Colorado	0-1	7.63	14	0	0	0	15.1	23	13	13	2	17	
37	WILSON, Alex	R-R	6-0	220	11-3-86	Dhahran, Saudi Arabia	College Station TX	Portland	9-5	3.01	28	14	0	0	98.2	85	35	33	43	97	0.000
								Detroit	0-0	5.79	2	0	0	0	4.2	7	6	3	1	6	
								Toledo	2-4	3.36	59	0	0	0	61.2	50	24	23	15	43	5.038
65	Wojciechowski, Asher	R-R	6-4	235	12-21-88	Pensacola, FL	Tampa, FL	Norfolk	0-0	0.00	1	1	0	0	1.1	0	0	0	1	2	
								Cincinnati	5-4	3.51	19	12	0	0	84.2	68	36	33	32	89	1.066
								Charlotte (cvs)	0-5	7.01	6	6	0	0	34.2	40	27	27	5	37	

NO.	CATCHERS	B T	HT.	WT.	BORN	BIRTHPLACE	RESIDENCE	2018 CLUB	AVG.	G	AB	R	H	2B	3B	HR	RBI	BB	SO	SB	MLS
69	CHU, Li-Jen	R-R	5-11	200	3-13-94	Taichung, Taiwan	Taichung, Taiwan	Lynchburg	.278	81	295	33	82	20	1	8	45	32	68	1	0.000
								Columbus	.250	2	4	1	1	1	0	0	0	0	0	0	
40	FEDEROWICZ, Tim	R-R	5-10	215	8-5-87	Erie, PA	Apex, NC	Akron	.241	16	54	4	13	1	0	2	6	3	13	0	3.090
								Fresno	.328	38	134	24	44	13	0	6	22	16	27	0	
								Houston	.206	10	34	4	7	3	0	0	2	1	13	0	
								Louisville	.244	23	78	10	19	6	0	1	9	9	20	0	
								Cincinnati	.333	5	6	1	2	1	0	1	2	1	3	0	
17	NAVARRO, Dioneer	S-R	5-9	215	2-9-84	Caracas, VZ	Riverview, FL	Long Island (Ind)	.288	20	71	10	19	3	0	3	13	4	5	0	10.091

2019 CLEVELAND INDIANS ROSTER NON-ROSTER INVITEES

NO.	INFELDERS	B T	HT.	WT.	BORN	BIRTHPLACE	RESIDENCE	2018 CLUB	AVG.	G	AB	R	H	2B	3B	HR	RBI	BB	SO	SB	MLS
84	CLEMENT, Ernie	R-R	6-0	170	3-22-96	Rochester, NY	Pittsford, NY	Lynchburg Lake County	.346 .267	33 54	133 221	29 34	46 59	7 14	0 1	1 1	13 15	15 23	7 21	5 11	0.000
7	FLAHERTY, Ryan	L-R	6-3	220	7-27-86	Portland, ME	Portland, ME	Akron Gwinnett	.246 .267	15 8	65 30	9 3	16 8	5 1	1 0	0 0	5 4	3 1	7 9	0 0	7.000
6	FREEMAN, Mike	L-R	6-0	185	8-4-87	Orlando, FL	Franklin, TN	Atlanta Chicago-NL Iowa	.217 -- .274	81 1 78	161 0 303	17 0 51	35 0 83	6 0 15	0 0 2	0 0 6	13 0 38	18 0 25	41 0 66	4 0 6	0.116
81	MATHIAS, Mark	R-R	6-0	200	8-2-94	Santa Clara, CA	Fremont, CA	Mesa	.308	4	13	1	4	2	0	0	5	0	4	0	0.000
2	RAMIREZ, Hanley	R-R	6-3	235	12-23-83	Samana, DR	Miami, FL	Akron Boston	.232 .254	117 44	397 177	65 25	92 45	25 7	3 0	8 6	45 29	59 14	84 35	11 4	0.000 12.077
NO.	OUTFIELDERS	B T	HT.	WT.	BORN	BIRTHPLACE	RESIDENCE	2018 CLUB	AVG.	G	AB	R	H	2B	3B	HR	RBI	BB	SO	SB	MLS
9	BARNES, Brandon	R-R	6-2	210	5-15-86	Orange, CA	Anaheim, CA	Columbus	.273	132	498	75	136	39	2	14	81	47	152	19	3.124
71	JOHNSON, Daniel	L-L	5-10	185	7-11-95	Vallejo, CA	Vallejo, CA	CLEVELAND GCL Nationals Harrisburg	.263 .300 .267	19 7 89	19 20 356	2 3 48	5 6 95	0 0 19	0 0 7	1 1 6	2 4 31	2 2 23	5 2 90	0 1 21	0.000
24	JOYCE, Matt	L-R	6-2	200	8-3-84	Tampa, FL	Tampa, FL	Oakland	.208	83	207	34	43	9	0	7	15	35	63	0	9.123
83	PAPI, Mike	L-R	6-3	215	9-18-92	Scranton, PA	Tunkhannock, PA	Nashville	.281	9	32	4	9	3	0	0	3	3	5	0	0.000
32	THOMPSON, Trayce	R-R	6-2	203	3-15-91	Los Angeles, CA	Portland, OR	Columbus Charlottesville Chicago-AL Oakland	.247 .213 .116 .143	83 46 48 3	243 160 121 7	38 22 14 1	60 34 14 1	17 12 3 0	0 0 0 0	7 4 3 0	26 15 9 0	47 15 7 0	78 57 46 4	3 3 0 0	2.038

2019 CLEVELAND INDIANS ROSTER

NO.	PITCHERS	B.T.	HT.	WT.	BORN	BIRTHPLACE	RESIDENCE	2018 CLUB	W-L	ERA	G	GS	CG	SV	IP	H	R	ER	BB	SO	MLS
56	ANDERSON, Cody	R-R	6-4	240	9-14-90	Quincy, CA	Sparks, NV	Akron	0-0	0.00	1	1	0	0	1.0	0	0	0	1	0	3.017
								Mehoning/Valley	0-0	0.00	1	1	0	0	1.0	0	0	0	0	2	
								Phenix	0-0	0.00	1	1	0	0	1.0	1	0	0	1	2	
47	BAUER, Trevor	R-R	6-1	200	1-17-91	N. Hollywood, CA	Houston, TX	CLEVELAND	12-6	2.21	28	27	0	1	175.1	134	51	43	57	221	4.168
57	BIEBER, Shane	R-R	6-3	195	5-31-95	Orange, CA	Laguna Hills, CA	CLEVELAND	11-5	4.55	20	19	0	0	114.2	60	60	56	23	118	0.097
								Columbus	3-1	1.86	6	6	1	0	46.2	30	10	9	6	47	
								Akron	3-0	1.66	5	5	0	0	31.0	26	6	4	1	30	
89	CARRASCO, Carlos	R-R	6-3	212	3-21-87	Barquisimeto, VZ	Broadview Hts., OH	CLEVELAND	17-10	3.38	32	30	2	0	192.0	173	78	72	43	231	7.147
								Akron	0-0	0.00	1	1	0	0	4.0	1	0	0	1	4	
90	CIMBER, Adam	R-R	6-4	180	8-15-90	Portland, OR	Seattle, WA	CLEVELAND	0-3	4.05	28	0	0	0	20.0	26	9	9	7	7	1.000
								San Diego	3-5	3.17	42	0	0	0	48.1	42	19	17	10	51	
52	CLEVINGER, Mike	R-R	6-4	202	12-21-90	Jacksonville, FL	Jacksonville, FL	CLEVELAND	13-8	3.02	32	32	1	0	200.0	164	71	67	67	207	2.041
46	EDWARDS, Jon	R-R	6-5	235	1-8-88	Chicago, IL	Keller, TX	CLEVELAND	0-0	3.12	9	0	0	0	8.2	6	4	3	4	10	1.141
								Columbus	2-1	3.60	25	0	0	4	30.0	23	12	12	9	42	
								Akron	0-1	3.72	9	0	0	0	9.2	6	4	4	6	14	
44	GOODY, Nick	R-R	5-11	195	7-6-91	Oriando, FL	Oriando, FL	CLEVELAND	0-2	6.84	12	0	0	0	11.2	15	9	9	5	12	2.159
33	HAND, Brad	L-L	6-3	220	3-20-90	Minneapolis, MN	W. Palm Beach, FL	CLEVELAND	0-1	2.28	28	0	0	8	27.2	19	7	7	13	41	5.092
								San Diego	2-4	3.05	41	0	0	24	44.1	33	21	15	15	65	
72	HENTGES, Sam	L-L	6-6	245	7-18-96	Shoreview, MN	Shoreview, MN	Lynchburg	6-6	3.27	23	23	0	0	118.1	114	51	43	53	122	0.000
54	HU, Chin-Wei	R-R	6-0	200	11-4-93	Tai Chung, Taiwan	Tai Chung, Taiwan	Lynchburg	0-0	4.15	5	0	0	0	13.0	7	6	6	3	12	0.052
28	KLUBER, Corey	R-R	6-4	215	4-10-86	Birmingham, AL	Winchester, MA	CLEVELAND	20-7	2.89	33	33	2	0	102.1	113	56	53	28	92	
73	MEJIA, Jean-Carlos	R-R	6-4	205	8-25-96	Gaspar Hernandez, DR	Gaspar Hernandez, DR	Lake County	4-8	3.13	17	15	0	0	215.0	179	75	69	34	222	6.074
								Lynchburg	0-1	6.00	1	1	0	0	6.0	5	4	4	1	3	0.000
49	OLSON, Tyler	L-L	6-3	205	10-2-89	Spokane, WA	Spokane, WA	CLEVELAND	2-1	4.84	43	0	0	0	27.1	26	16	15	12	40	1.114
61	OTERO, Dan	R-R	6-3	215	2-19-85	Miami, FL	Bellevue, WA	Columbus	2-1	3.65	17	0	0	1	12.1	8	7	5	3	18	
39	PEREZ, Oliver	L-L	6-3	225	8-15-81	Culiacan, Mexico	Paradise Valley, AZ	CLEVELAND	1-0	2.57	16	0	0	0	14.0	17	5	4	3	15	14.093
45	PLUTKO, Adam	R-R	6-3	200	10-3-91	Upland, CA	Dallas, TX	Cleveland	1-1	1.39	51	0	0	0	32.1	17	6	5	7	43	
								Columbus	7-3	1.70	14	14	1	0	84.2	47	16	16	16	81	0.113
								CLEVELAND	4-5	5.28	17	12	0	0	76.2	78	45	45	23	60	
58	RAMIREZ, Neil	R-R	6-4	215	5-25-89	Virginia Beach, VA	Franklin, TN	COLUMBUS	2-1	3.88	14	0	0	3	18.2	16	7	7	3	32	4.001
								CLEVELAND	0-3	4.54	47	0	0	0	41.2	36	21	21	16	51	
								Akron	0-0	0.00	1	0	0	0	1.0	0	0	0	1	1	
68	RODRIGUEZ, Jeffy	R-R	6-6	232	7-26-93	Haina, DR	Haina, DR	Harrisburg	5-3	3.31	13	13	0	0	68.0	55	36	25	28	72	0.060
								Washington	3-3	5.71	14	8	0	0	52.0	43	35	33	37	39	
								Syracuse	2-2	3.88	6	6	0	0	32.2	32	14	13	15	30	
31	SALAZAR, Danny	R-R	6-0	195	1-11-90	Santo Domingo, DR	Santo Domingo, DR	Columbus	7-2	2.51	46	0	0	11	57.1	42	17	16	9	70	3.162
35	TAYLOR, Ben	R-R	6-3	245	11-12-92	Montgomery, AL	Auburn, AL	CLEVELAND	0-0	6.00	6	0	0	0	6.0	6	4	4	1	8	0.095
								New Orleans	0-5	5.22	25	0	0	2	29.1	34	21	17	8	34	2.071
62	WITTGREN, Nick	R-R	6-2	215	5-29-91	Torrance, CA	Jupiter, FL	Miami	2-1	2.84	32	0	0	0	33.2	29	13	11	15	31	
								Jacksonville	0-1	13.50	2	0	0	0	1.1	4	2	2	0	1	

NO.	CATCHERS	B	T	HT.	WT.	BORN	BIRTHPLACE	RESIDENCE	2018 CLUB	AVG.	G	AB	R	H	2B	3B	HR	RBI	BB	SO	SB	MLS
38	HAASE, Eric	R-R		5-10	190	12-18-92	Westland, MI	Livonia, MI	Columbus	.236	120	433	54	102	24	3	20	71	31	143	3	0.030
55	PÉREZ Roberto	R-R		5-11	220	12-28-88	Mayaguez, PR	Avon, OH	CLEVELAND	.125	9	16	0	2	0	0	0	1	0	6	0	4.083
27	PLAWECKI, Kevin	R-R		6-2	220	2-26-91	Carmel, IN	Phoenix, AZ	Las Vegas	.231	4	13	2	3	0	0	1	3	2	3	0	2.167
									New York-NL	.210	79	238	33	50	13	2	7	30	28	65	0	

NO.	INFELDERS	B	T	HT.	WT.	BORN	BIRTHPLACE	RESIDENCE	2018 CLUB	AVG.	G	AB	R	H	2B	3B	HR	RBI	BB	SO	SB	MLS
79	BRADLEY, Bobby	L-R		6-1	225	5-29-96	Chicago, IL	Gulport, MS	Columbus	.254	32	114	11	29	7	2	3	19	11	43	0	0.000
75	CHANG, Yu	R-R		6-1	180	8-18-95	Taipei, Taiwan	Taipei, Taiwan	Akron	.214	97	369	49	119	19	3	24	64	45	105	1	0.000
22	KIPNIS, Jason	L-R		5-11	195	4-3-87	Northbrook, IL	Chicago, IL	Columbus	.266	127	457	56	117	28	2	13	62	44	144	4	0.000
12	LUNDORF, Francisco	S-R		5-11	190	11-14-93	Caguas, PR	Orlando, FL	CLEVELAND	.230	147	530	65	122	28	1	18	75	60	112	7	7.069
26	MOROFF, Max	S-R		5-10	185	5-13-93	Winter Park, FL	Winter Park, FL	CLEVELAND	.277	74	261	139	183	42	2	18	92	70	107	25	3.113
									Indianapolis	.223	74	247	38	55	14	2	8	38	43	68	5	1.008
									Pittsburgh	.186	26	59	7	11	0	0	3	9	7	24	0	
11	RAMÍREZ, José	S-R		5-9	190	9-17-92	Bani, DR	Bani, DR	CLEVELAND	.270	157	578	110	156	38	4	39	105	106	80	34	4.074
41	SANTANA, Carlos	S-R		5-11	211	4-8-86	Santo Domingo, DR	Cleveland, OH	Philadelphia	.229	161	560	82	128	28	2	24	86	110	93	2	8.115
66	STAMETS, Eric	R-R		6-0	190	9-25-91	Dublin, OH	Columbus, OH	Columbus	.202	78	238	22	48	10	2	5	16	18	63	5	0.000

NO.	OUTFIELDERS	B	T	HT.	WT.	BORN	BIRTHPLACE	RESIDENCE	2018 CLUB	AVG.	G	AB	R	H	2B	3B	HR	RBI	BB	SO	SB	MLS
53	ALLEN, Greg	S-R		6-0	175	3-15-93	San Diego, CA	Chula Vista, CA	Akron	.264	71	258	37	68	16	1	2	24	22	55	21	0.031
									AZL Indians	.333	5	15	3	5	0	0	0	2	0	1	3	
									CLEVELAND	.229	25	35	7	8	1	0	1	6	2	8	1	
10	BAUERS, Jake	L-L		6-1	195	10-6-95	Newport Beach, CA	Huntington Beach, CA	Tampa Bay	.201	96	323	48	65	22	2	11	48	54	104	6	0.116
8	LUPLOW, Jordan	R-R		6-1	195	9-26-93	Visalia, CA	Ahwatukee, AZ	Durham	.279	52	197	31	55	14	0	5	24	23	47	10	0.112
									Indianapolis	.287	89	314	41	90	25	3	8	49	39	64	7	
									Pittsburgh	.185	37	92	16	17	1	3	3	7	10	18	2	
13	MARTIN, Leonys	L-R		6-2	200	3-6-88	Villa Clara, Cuba	Weston, FL	Detroit	.251	78	303	45	76	15	3	9	29	29	75	7	5.161
									Toledo	.300	3	10	2	3	2	0	0	1	1	3	0	
									CLEVELAND	.333	6	15	3	5	0	0	2	4	1	2	0	
67	MERCADO, Oscar	R-R		6-2	175	12-16-94	Tampa, FL	Tampa, FL	Memphis	.285	100	392	73	109	21	1	8	42	36	64	31	
									Columbus	.252	32	103	12	26	5	1	0	5	13	23	6	
30	NAQUIN, Tyler	L-R		6-2	190	4-24-91	Spring, TX	Iola, TX	Columbus	.298	80	295	42	88	14	4	10	51	30	71	5	1.033
									CLEVELAND	.216	19	37	4	8	2	0	0	1	2	9	0	
4	ZIMMER, Bradley	L-R		6-5	220	11-27-92	San Francisco, CA	La Jolla, CA	Columbus	.294	33	126	22	37	11	2	5	14	14	43	9	0.139
									CLEVELAND	.241	101	299	41	72	15	2	8	39	26	99	18	

TRAVELING SECRETARY

Mike Seghi

STRENGTH/CONDITIONING:

Joe Kessler

ATHLETIC TRAINER

James Clunian

COACHES

Sandy Alomar, Jr. (15), Scott Atchison (48), Brad Mills (2), Victor Rodriguez (60), Ty VanBurkeo (29), Carl Willis (51), Mike Sarbaugh (16)

MANAGER

Terry Francona (77)

PHYSICIAN

Mark Schickendantz, M.D.

BASEBALL INFORMATION

Bart Swain/Court Berry-Tripp

ASSISTANT ATHLETIC TRAINER

Jeff Desjardins, Chad Wolfe

Player Development



Pitcher Shane Bieber, former top prospect for the Tribe, makes his Major League debut on May 31, 2018 against the Minnesota Twins.

Photo Credit: Brace Hemmelgarn - Minnesota Twins

PLAYER DEVELOPMENT

Affiliate Information.....	200-201
Akron RubberDucks.....	221-222
Arizona League.....	229-231
Baseball Operations/Player Development Directory	202-203
Columbus Clippers	219-220
Dominican Summer League.....	232-233
Draft Selections	215
Goodyear/Dominican Complex Staff.....	213
Lake County Captains	225-226
Lou Boudreau and Bob Feller Award Recipients, 1990-2015.....	215
Lynchburg Hillcats.....	223-224
Mahoning Valley Scrappers.....	227-228
Minor League Players.....	234-279
Minor League Schedule, 2019.....	280-285
Minor League Top Prospects List.....	218
Minor League Review, 2018	227
Player Development Staff.....	208-214
Scouting.....	204-207

Note: Footnotes refer to player stats that follow. () League leader, (#) Tied for league lead*

INDIANS PLAYER DEVELOPMENT AFFILIATES

Columbus Clippers (AAA)



International League
Huntington Park
330 Huntington Park Lane
Columbus, OH 43215
(614) 462-5250
www.clipperbaseball.com

Ken Schnacke, President & GM
Tony Mansolino, Manager
Rigo Beltran, Pitching Coach
Andy Tracy, Hitting Coach
Kyle Hudson, Bench Coach
Jeremy Heller, Athletic Trainer
Scott Nealon, S&C Coach

Akron RubberDucks (AA)



Eastern League
Canal Park
300 S. Main St.
Akron, OH 44308
(330) 253-5151
www.akronrubberducks.com

Jim Pfander, GM/COO
Rouglas Odor, Manager
Tony Arnold, Pitching Coach
Justin Toole, Hitting Coach
Juan De La Cruz, Bench Coach
Bobby Ruiz, Athletic Trainer
Paul Synenkyj, S&C Coach

Lynchburg Hillcats (High-A)



Carolina League
Calvin Falwell Field
3180 Fort Avenue
Lynchburg, VA 24501
(434) 528-1144
www.lyncburg-hillcats.com

Chris Jones, President & GM
Jim Pankovits, Manager
Joe Torres, Pitching Coach
Johnny Narron, Hitting Coach
Mike Mergenthaler, Bench Coach
Jake Legan, Athletic Trainer
Eric Ortego, S&C Coach

Lake County Captains (Low-A)



Midwest League
Classic Park
35300 Vine St.
Eastlake, OH 44095
(440) 975-8085
www.captainsbaseball.com

Neil Stein, GM
Luke Carlin, Manager
Owen Dew, Pitching Coach
Jason Esposito, Hitting Coach
Jordan Smith, Bench Coach

INDIANS PLAYER DEVELOPMENT AFFILIATES

Mahoning Valley Scrappers (Short-A)



New York-Penn League
Eastwood Field
111 Eastwood Mall Blvd.
Niles, OH 44446
(330) 505-0000
www.mvscrappers.com

Jordan Taylor, GM
Dennis Malavé, Manager
Jason Blanton, Pitching Coach
Grant Fink, Hitting Coach
Omir Santos, Bench Coach
Patrick Reynolds, Athletic Trainer
Juan Acevedo, S&C Coach

Arizona League Indians 1 (Rookie)



Arizona League
Indians Development Complex
2601 South Wood Blvd.
Goodyear, AZ 85338
(623) 302-5678

Larry Day, AZ Academy Coordinator
Joel Mangrum, Pitching Coach
Jordan Becker, Hitting Coach
JT Maguire, Bench Coach
Gabriel Garcia, Athletic Trainer
César Yopez, S&C Coach

Arizona League Indians 2 (Rookie)



Arizona League
Indians Development Complex
2601 South Wood Blvd.
Goodyear, AZ 85338
(623) 302-5678

Jerry Owens, Manager
Mike Steele, Pitching Coach
Junior Betances, Hitting Coach
Josh Tubbs, Bench Coach
Matt Beauregard, Athletic Trainer
Moisés Cuevas, S&C Coach

Dominican Summer League Indians (Rookie)



José Mejía, D.R. Field Coordinator
Jesús Sánchez, Pitching Coach
Chris Smith, Hitting Coach
Carlos Fermín, Infield/Bench Coach

Jesús Tavárez, Manager
Luis Rios, S&C Coach
Fernando Cabral, S&C Assistant
Luis Estala, Athletic Trainer

Dominican Summer League
Las Americas Baseball Academy
Boca Chica, Dominican Republic

Co-op. Coaches
Ordomar Valdez, Bench Coach
Carlos Jan, Pitching Programs
Reyfel Moreno, Coach Assistant

BASEBALL OPERATIONS DIRECTORY

Chris Antonetti.....	President, Baseball Operations
Mike Chernoff.....	General Manager
Brad Grant.....	Vice President, Baseball Operations, Strategy & Administration
Sky Andreckcheck.....	Vice President, Research and Development
Eric Binder.....	Vice President, Baseball Operations
Jay Hennessey.....	Vice President, Baseball Learning & Development
Lonnie Soloff.....	Vice President, Medical Services
Carter Hawkins.....	Assistant General Manager
Matt Forman.....	Assistant General Manager
Keith Woolner.....	Principal Data Scientist, Baseball Analytics
Paul Gillispie.....	Senior Director, International Scouting
John Mirabelli.....	Senior Director, Scouting Operations
Scott Barnsby.....	Director, Amateur Scouting
Josh Gibson.....	Director, Learning & Development
Wendy Hoppel.....	Director, Baseball Administration
Alex Merberg.....	Director, Baseball Operations
Mike Seghi.....	Director, Team Travel
Victor Wang.....	Director, Pro Scouting
Richard Conway.....	Assistant Director, International Scouting
Chris Gale.....	Assistant Director, International Scouting
Sam Giller.....	Assistant Director, Baseball Operations
Kevin Tenenbaum.....	Assistant Director, Baseball Research & Development
Dan Budreika.....	Coordinator, Amateur Scouting
Clint Longenecker.....	Coordinator, Amateur Scouting
William Clements.....	Assistant, Amateur Scouting
Nate Freiman.....	Assistant, Baseball Operations
Zach Morton.....	Assistant, Baseball Operations
Steve Lubratic.....	Special Assistant to President of Baseball Operations/GM
Dave Malpass.....	Special Assistant to President of Baseball Operations/GM
Don Poplin.....	Special Assistant to President of Baseball Operations/GM
Tom Wiedenbauer.....	Special Assistant to President of Baseball Operations/GM
Marlene Lehky.....	Executive Administrative Assistant
Dr. Charles Maher.....	Sport & Performance Psychologist; Sr. Director, Personal & Org. Performance
Dan Coyle.....	Consultant, Baseball Operations
Ceci Clark.....	Performance Coach
Oscar Gutierrez Ramirez.....	Performance Coach
Brian Miles.....	Performance Coach

PLAYER DEVELOPMENT

James Harris	Director, Player Development
Matt Blake	Assistant Director, Player Development
Alex Eckelman	Assistant Director, Player Development
Rob Cerfolio	Assistant, Player Development
Johnny Goryl	Advisor, Player Development
Minnie Mendoza	Advisor, Player Development
Tim Tolman	Advisor, Player Developments
Tim Belcher	Special Assistant
Travis Hafner	Special Assistant
Travis Fryman	Special Assistant to Player Development, Infield
Dave Wallace	Special Assistant to Player Development, Catching
Nilda Taffanelli	Administrative Assistant, Player Development
Anthony Medrano	Assistant Field Coordinator
Kevin Howard	Hitting Coordinator
John McDonald	Defensive Coordinator
Ruben Niebla	Pitching Coordinator
Cody Buckel	Pitching Resource Coordinator
Kai Correa	Short-Season Defensive Coordinator
Pete Lauritson	Short-Season Hitting Coordinator
Teddy Blackwell	Medical Administrator
Anna Bolton	Education & Language Coordinator
Ryan Faer	Performance Coordinator, Arizona Complex
Chris Giacchino	Strength & Conditioning Coordinator, Affiliates
Jeremy Harris	Physical Therapist
Ken Knutson	Pitching Programs & Rehab Coordinator
Todd Kubacki	Analyst
Andrew Pipken	Medical Coordinator
Martin Rasumoff	Performance Coach, Dominican Republic Complex
Cathy Saenz	Sports Dietitian
Miguel Solis	Short-Season Nutrition Coordinator
Hasani Torres	Performance Coordinator: L.A.
Fletcher Wilkes	Clubhouse Manager (AZ)
Justin Rhoads	Assistant Clubhouse Manager (AZ)
Alex De Moya	Scouting Coordinator, Dominican Complex
Ismael Jansen	Assistant Manager, International Operations
Ricardo Garcia	Assistant, International Operations

CLEVELAND SCOUTING STAFF

PROFESSIONAL SCOUTS



Doug Carpenter

Special Assignment Scout

- Carpenter enters his 37th year in professional baseball, his 15th with the Tribe and has been scouting professionally for over 28 years, working for the Expos, Cardinals and Dodgers, including seven years internationally
- Coached professionally for the Detroit Tigers organization (1990-91) and as a player/coach for the Reno Silver Sox of the California State League (1989)
- Originally drafted by the New York Yankees and played seven years of professional baseball with the Yankees, Orioles and Twins organizations and played winter ball in Puerto Rico for the San Juan Metros in 1985
- Resides in North Palm Beach, FL with his wife, Beth, and son, Cameron



Dave Miller

Special Assignment Scout

- Miller is set to begin his 27th year with the Indians and his 34th season working in professional baseball
- Served as Pitching Coordinator for the Tribe for 10 years, was a pitching coach in the organization for seven years and spent one season as Major League bullpen coach. Was also an amateur scout for the Indians for two years, covering NC, SC and VA...beginning his seventh year as a pro scout, his first as a Special Assignment Scout.
- Drafted in the first round of the 1986 draft by Baltimore after playing collegiately at Camden County College in New Jersey where he was an All American right-handed pitcher
- Resides in Wilmington, NC with is wife, Theresa, and three kids, Austin, Madisyn and Sheridan



Dan Budreika

Coordinator, Professional Scouting

- Budreika is set to begin his third season in the Indians organization and his first as Coordinator of Professional Scouting...was hired in December 2016 as a professional scout
- Spent the 2016 season as Major League video coordinator for the Miami Marlins and served as Baseball Operations video assistant and Minor League video coordinator for the Marlins organization from 2013-2015
- Previous experience includes baseball operations internships with the Nationals, Brewers and Phillies
- Graduated from Duquesne University in 2012 with a degree in Business Administration
- Originally from Gainesville, VA, Dan currently resides in the Cleveland area • Resides in Mesa, AZ



Chris Calciano

Professional Scout

- Calciano enters his second season in the Indians organization after being hired in December 2017
- Served as an amateur scout with the Red Sox from 2007-17, covering the Mid-Atlantic region
- Coached college baseball for 12 years, including head coaching stints at Pennsylvania's West Chester University (2000-04) and Georgia College and State University (2004-07)
- Played baseball and basketball at Eastern University (PA) and was inducted into the school's Hall of Fame in 2012
- Originally from Philadelphia, he resides in Milton, DE and has one daughter, Ava



Jim Rickon

Professional Scout

- Rickon enters his second season as a professional scout with the Tribe and his 21st overall in the organization
- Spent 2015-2017 as Hitting Coordinator and has coached or managed in the system since 2002
- Signed by the Indians as a non-drafted free agent in 1999 after graduating from Cleveland State University
- Played three professional seasons from 1999-2001, advancing as high as Double-A
- Resides in Ravenna, OH with his wife, Cassandra, and three children, Mason, Avery and Campbell



William (Bo) Hughes

Special Assignment Scout

- Hughes is set to begin his 26th season working in professional baseball, his first as a Special Assignment Scout...spent the last six years as a National Crosschecker for the Indians and previous three years as the Senior Advisor of Amateur Scouting...received a Lifetime Achievement Award from the Indians Scouting Department in 2018...previously worked for the Colorado Rockies, Los Angeles Angels and the MLB Scouting Bureau
- Drafted by the Minnesota Twins out of Notre Dame High School in Sherman Oaks, CA and attended the University of La Verne where he played for long-time Major League hitting coach Ben Hines...holds a degree in Behavioral Psychology
- Has worked as a consultant on several movie projects and has trained the likes of Madonna, Tom Hanks and many others
- Resides in Sherman Oaks, CA with his wife, Tracey, son, Will, and daughter, Mary-Megan

AMATEUR SCOUTING



Clint Longenecker

Assistant Director

- Longenecker enters his fifth season with the Indians organization and first as Assistant Director
- He previously served as an Assistant Editor for *Baseball America*
- Graduated from Palm Beach Atlantic University in 2010 with a degree in Marketing



Scott Meaney

Senior Coordinator

- Meaney begins his 21st season in professional baseball, all with the Indians organization
- This season will be Meaney's first as Senior Coordinator, spending the previous three as a National Crosschecker
- Joined the Indians as an assistant in scouting operations in 1999 and spent six years as an area scout
- Played collegiately for the University of Massachusetts
- Resides in Holly Springs, NC with his wife, Tamara, and four children, Colin, Grace, Abigail and Emma



Kevin Cullen

Coordinator

- Cullen is set to enter his 13th season with the Indians after joining the Amateur Scouting Department as an area scout in 2007
- Before joining the Indians, Cullen coached at the University of Missouri and the University of Central Missouri
- Resides in Frisco, TX with his wife, Anne, and their daughter, Lauryn



Jon Heurman

Coordinator

- Heurman begins his 10th season in professional baseball and seventh with the Indians organization
- Coached collegiately at UC Davis from 2006-09
- Resides in Chandler, AZ with his wife, Amy, and step-daughter, Madeleine Little



Brad Tyler

Underclass Coordinator

- Tyler is set to begin his 23rd year in professional baseball and his 10th year as a scout for the Indians
- Played at the University of Evansville and was selected in the sixth round of the 1990 draft by Baltimore
- Played 13 years of minor league baseball for eight different organizations, reaching the Triple-A level
- Resides in Athens, GA with his wife, Kimberly, and their two children, Morgan and Trace



William Clements

Assistant

- Clements begins his second season with the Indians, his first as an Amateur Scouting assistant after serving as the Major League Spanish translator in 2018
- Worked from 2013-2018 at Major League Baseball and the Office of the Commissioner in amateur scouting and administration for domestic and international players.
- Served as a Triple-A video intern for the Indians in Columbus in 2011-2012.



Junie Melendez

Coordinator, International

- Melendez is set to begin his 11th season with the Tribe and first as a Coordinator of International Scouting after spending the past two seasons as a Regional Supervisor...marks his 13th season in professional baseball
- Joined the Indians as an Area Scout in 2008 after previously working for the MLB Scouting Bureau
- Played collegiately for the University of Toledo where he was named an All-MAC First Team pitcher in 1999
- Resides in Lorain, OH



Jason Lynn

International Crosschecker

- Lynn enters his 13th season with the Indians organization and second as an International Crosschecker
- Previously served as Assistant Director of International Scouting from 2012-17 after working as a Scouting Operations assistant from 2011-12...originally joined the Tribe in 2008 in Player Development and Scouting
- Extensive international experience has secured and maintained strategic partnerships for the organization with foreign clubs in a variety of countries
- Graduated from Babson College in 2007 with a degree in Business Management and resides in Scottsdale, AZ

AREA SCOUTS



Kyle Bamberger

Territory: NE, KS, AR, MO, W. IA, N. OK

- Bamberger is set to begin his first season as an area scout for the Tribe after working with the Baltimore Orioles as a player development intern in 2015 and 2016 and as an associate scout in 2017 and 2018
- Graduated from Towson University in 2016 and earned an MBA from the University of Massachusetts
- Resides in Kansas City, MO



CT Bradford

Territory: S. LA, NW. FL, AL, MS, Fayetteville (AR)

- Bradford is set to begin his fifth season as an area scout for the Tribe
- Graduated in 2014 from Mississippi State University, leading the Bulldogs to the 2013 College World Series
- Was drafted by the Indians out of high school in 2010
- Resides in Stamford, CT



Garrick Chaffee

Territory: N. TX, N. LA, S. OK

- Chaffee is set to begin his first season as an area scout for the Tribe after working for the Miami Marlins as their Advance Scouting Analyst in 2017 and Advance Scouting Coordinator in 2018, aiding the Major League coaching staff
- Worked in stadium operations with the Angels in 2013 and as a minor league video with the Brewers in 2014
- A native of California, Chaffee obtained his undergraduate degree from Minnesota State University, Mankato and Masters in Sports Management from Long Beach State University • Resides in Dallas, TX



David Compton

Territory: S. CA

- Compton is set to begin his fourth season with the Indians after being hired in 2016 as an Area Supervisor
- In 2018, Compton's territory moved from the Carolinas to his home of Southern California
- Served as a fourth coach for the Springfield Cardinals (AA) in 2015
- Played collegiately at Cal State Los Angeles and signed with the Dodgers as a non-drafted free agent in 2013
- Returned to Cal State Los Angeles in 2014 to complete his degree in Business Administration while working as an associate scout for the Minnesota Twins in Southern California



Aaron Etchison

Territory: MN, WI, MI, NW. OH, N. IN, N. IL, ND, SD, E. IA

- Etchison is set to begin his second season as an area scout for the Tribe
- Originally from Indiana, he spent the last five years coaching at the University of Michigan
- Played college baseball at Ball State University, Chipola Junior College (FL) and the University of Maryland
- Served as captain of 2012 Maryland team that won 32 games, throwing out 14 of 26 baserunners his senior year



Conor Glassey

Territory: MN, WI, MI, NW. OH, N. IN, N. IL, ND, SD, E. IA

- Glassey was hired by the Indians in 2014 and will begin his fifth full season as an area scout
- Covered the MLB draft from 2008-2013 while writing for *Baseball America*
- Graduated from Central Washington University
- Resides in Woodinville, WA with his wife, Cheryl



Mike Kanen

Territory: NE, MD, DE, E. Canada

- Kanen is set to begin fourth season as an area scout with the Tribe
- Hired by the Indians after serving as the club's baseball operations intern in 2014 and spent 2015 as an Amateur Scouting assistant
- Played collegiately for four years at Johns Hopkins University, earning his degree in 2013
- Previously interned with Washington Nationals, New York Mets and *Baseball America*
- Resides in Hoboken, NJ



Andrew Krause

Territory: S. IN, KY, SW. OH, TN, S. IL

- Krause is set to begin his third season as an area scout
- Previously served as a part-time scout for the Indians... prior to joining the Tribe, served as Double-A video intern for the Tampa Bay Rays and was the team's baseball operations intern in 2014
- Graduated from Randolph-Macon College in 2010 and received master's degree in Sports Management from Florida State University

AREA SCOUTS



Jhonathan Leyba

Territory: E. FL, S. FL, Puerto Rico

- Leyba is set to begin his first season as an area scout for the Tribe after spending his first two seasons in the organization as a Latin America supervisor based out of the Dominican Republic
- Spent 16 years in international operations with the Colorado Rockies, Cincinnati Reds and Arizona Diamondbacks
- Graduated from Instituto Tecnológico de Santo Domingo
- Resides in Seminole, FL, with his wife, Zelided, and three children, Dylan, Joshua and Ethan



Pete Loizzo

Territory: NC, SC, Central/South VA

- Loizzo is set to begin his third season in the Indians organization
- Hired for 2017 after serving as operations manager and sales associate for *Inside Edge* Scouting Services
- Served as a Triple-A video intern for the Los Angeles Dodgers organization in 2013
- Graduated from St. Olaf College in 2011, earning his B.A. in Political Science and English
- Served as pitching coach at St. Olaf College in 2012 and Director of Baseball Operations from 2014-2015.



Don Lyle

Territory: N. CA, N. NV

- Lyle enters his 28th year of scouting and his 17th year with the Indians organization
- Received a Lifetime Achievement Award from the Indians' Scouting Department in 2018 in recognition of over 25 years of scouting service
- Began his scouting career with the San Diego Padres in 1992
- Played for seven years in the Cincinnati Reds organization, reaching the Triple-A level
- Resides in Sacramento, CA



Bob Mayer

Territory: E. OH, W. PA, WV, DC, N. VA

- Mayer is set to begin his 30th season as a member of the Cleveland Indians Amateur Scouting Department
- Received a Lifetime Achievement Award from the Scouting Department in 2018 in recognition of his service
- Drafted in the 13th round of the 1976 draft out of Florida State University by the Cincinnati Reds, where he played five seasons in the minor leagues
- Resides in Somerset, PA with his wife, Beth Ann



Carlos Muñiz

Territory: Central CA


- Muñiz is set to begin his sixth season with the Tribe and his 17th season overall in professional baseball
- Drafted by the New York Mets in the 13th round of the 2003 draft as a pitcher and played parts of two seasons in the Major Leagues with the Mets
- Played collegiately for the University of California State - Long Beach
- Resides in San Pedro, CA with his wife, Bertha, and two children, Matthew and Travis



Ryan Perry

Territory: AZ, CO, NM, UT, Las Vegas

- Perry is set to begin his fifth season as an area scout after serving as a part-time scout in Northern California for the 2014 draft
- Played collegiately at Sierra College (Calif.), Sacramento City College and the University of Miami (Fla.)
- Drafted by the Detroit Tigers out of high school in 2005
- Resides in Chandler, AZ and has one daughter, Paisley



Ethan Purser

Territory: GA, N. FL

- Purser will begin his third season with the Tribe, his first as an Area Scout.
- Previously served as a professional scout for the Indians...prior to joining the Tribe, he spent 2016 as an amateur scout with the Tampa Bay Rays
- Graduated from Berry College in May 2014 with a B.A. in Economics
- Resides in Dallas, GA with his wife, Aimee



Steffan Segui

Territory: W. FL, C. FL

- Segui returns for his fourth season as an area scout after serving as a video/underclass scout during the 2014 and 2015 seasons
- Pitched collegiately at Mars Hill University, completed his undergraduate degree at the University of North Florida and received a master's degree in Sports Management from the University of Florida
- Resides in St. Petersburg, FL

AREA SCOUTS



Kyle Van Hook

Territory: S. TX, W. LA

- Van Hook enters his 21st season in professional baseball and his eighth year with the Indians organization
- Prior to scouting, he was the head coach at Blinn College in Brenham, TX
- Donated a kidney to his grandson, Briscoe, in August 2017
- Resides in Brenham, TX with his wife, Loyce...they have three children, Clay, Vanessa and Olivia, and two grandchildren, Avery and Briscoe

INTERNATIONAL SCOUTS

Amiro Santana
Dominican Scout

Jose Stela
Venezuela Area Scout

José Luis Merejo
Panama Area Scout

Anthony Roa
Dominican Area Scout

Andrew Kelly
Dominican Area Scout

Arnold Elles
Colombia Area Scout

Gustavo Benzan
Dominican Area Scout

Jean Figueroa
Dominican Area Scout

Peter Gahan
Australia Area Scout
Clinton Matsuzawa
Japan Area Scout

Joanniel Montero
Dominican Area Scout

Osmel Figueroa
Venezuela Area Scout

Manyoun Kim
Korea Area Scout

Hernán Alborno
Venezuela Scouting Coordinator

Jesús Morillo
Venezuela Area Scout

Brian Larmonie
Aruba Area Scout

Luis Camacho
Venezuela Area Scout

Osmel Figueroa
Venezuela Scouting Coordinator

PART-TIME UNDERCLASS SCOUTS

Trent Friedrich

John Stott

PART-TIME SCOUTS

Bob Malkmus

Jose Trujillo

PLAYER DEVELOPMENT STAFF



John McDonald

Defensive Coordinator

Born: September 24, 1974 in New London, CT

Resides: Scituate, MA

Managerial/Coaching Highlights: Returns for his fourth season as the Indians Defensive Coordinator after re-joining the Tribe as a Special Assistant in 2015.

Managerial/Coaching Career: 2015-Special Assistant to Baseball Operations (Indians); **2016-2018** Defensive Coordinator (Indians).

Playing Career: Drafted by the Indians in the 12th round of the 1996 draft, McDonald made his Major League debut with the Tribe in 1999...played for Cleveland from 1999-2004 and again briefly in 2008...batted .229 with 4 HR and 33 RBI in 293 games with Cleveland...recorded over half of his Major League plate appearances as a member of the Toronto Blue Jays (2005-2011)...played for the Indians, Tigers, Blue Jays, Diamondbacks, Pirates, Phillies, Red Sox and Angels...batted .233 with 210 RBI over his 16-year Major League career.

Personal/Miscellaneous: Married, wife's name is Maura...has two children, Jackie and Anthony.

**Anthony Medrano****Asst. Field Coordinator****Born:** December 8, 1974 in Bellflower, CA**Resides:** Surprise, AZ

Managerial/Coaching Highlights: Enters his second season as Assistant Field Coordinator and 11th season overall in the Indians organization...previously managed the AZL Indians for eight seasons...guided the team to a 31-25 record in 2016, securing a third postseason appearance in four years...led the AZL Tribe to a 37-16 record in 2014 and the club's first AZL Championship...made his managerial debut in 2011 for the AZL Indians after spending two seasons (2009-10) as a coach on the club's staff.


Managerial/Coaching Career: **2008**-Coach, GCL Indians (Indians); **2009-2010**-Coach, AZL Indians (Indians); **2011-2017**-Manager, AZL Indians, **2018**-Asst. Field Coordinator (Indians).

Playing Career: Originally selected in the second round of the 1993 draft by the Toronto Blue Jays and played professionally for 14 seasons, all at the minor league level with the Toronto Blue Jays, Kansas City Royals, Cleveland Indians, Montreal Expos, Chicago Cubs, Philadelphia Phillies and Washington Nationals organizations...advanced as high as the Triple-A level...owns a career minor league average of .270 with 65 HR and 575 RBI in 1,449 games.

Personal/Miscellaneous: Married, wife's name is Julie...has three children, AJ, Alex and Abby.

MEDRANO'S MANAGERIAL RECORD

YEAR	CLUB	LEAGUE	CLASS	W-L	PCT	POS.	NOTES
2011	AZL Indians	Arizona	Rookie	30-26	.536	3rd	
2012	AZL Indians	Arizona	Rookie	31-25	.554	2nd	
2013	AZL Indians	Arizona	Rookie	28-28	.500	2nd	First postseason berth
2014	AZL Indians	Arizona	Rookie	37-16	.698	1st/1st	First league championship
2015	AZL Indians	Arizona	Rookie	23-33	.411	T-4th	
2016	AZL Indians	Arizona	Rookie	31-25	.554	3rd	Lost in AZL Divisionals
2017	AZL Indians	Arizona	Rookie	15-41	.268	5th	
MINOR TOTALS				195-194	.501		

PLAYER DEVELOPMENT**Kevin Howard****Hitting Coordinator****Born:** June 25, 1981 in Hinsdale, IL**Resides:** Phoenix, AZ

Managerial/Coaching Highlights: Howard enters his fifth season in the Indians organization, his first as Hitting Coordinator..spent 2018 as the hitting coach for Double-A Akron after two seasons as the hitting coach for High Class-A Lynchburg...Howard oversaw a Lynchburg offense in 2017 that ranked second in the Carolina League in runs scored and third in batting average en route to winning the league championship.

Managerial/Coaching Career: **2015**-Hitting Coach, Mahoning Valley Scrappers (Indians); **2016**-Hitting Coach, Lake County Captains (Indians); **2017**-Hitting Coach, Lynchburg Hillcats (Indians); **2018**-Hitting Coach, Akron RubberDucks (Indians).

Playing Career: Played professionally for 12 seasons with the Reds, Yankees, Phillies, Dodgers, Mariners, Padres, Blue Jays and Cardinals organizations...retired at the end of the 2014 season, spending the final two seasons of his playing career in independent ball...was originally drafted in the fifth round by Cincinnati in 2003.

Personal/Miscellaneous: Married, wife's name is Amy...earned a bachelor's degree in Business Management from the University of Miami (Fla.), where played collegiately for three seasons, winning a National Championship in 2001.



Ruben Niebla

Pitching Coordinator

Born: December 19, 1971 in El Centro, CA

Resides: El Centro, CA

Managerial/Coaching Highlights: Returns for his 19th year as a coach in the Indians organization and his 7th season as the Tribe's Minor League Pitching Coordinator...served as pitching coach for the Mexican National Team in 2015...was named the interim Major League pitching coach on August 8, 2012 and served on the big league staff for the remainder of the campaign...in 2011, he and Mike Sarbaugh won the Triple-A National Championship and their third league title together, as Columbus set a franchise record for single-season team strikeouts (1142) and had its lowest team ERA since 1992 (3.94)...

coached in the **SiriusXM** Futures Game in 2011 and 2012...coached winter league baseball for **Aguilas de Mexicali** in 2010...in 2009, Ruben served as the pitching coach at Akron, which won the Eastern League Championship and posted the league's lowest team ERA...coached in the Arizona Fall League in 2008...served as a coach at the Eastern League All-Star Game in 2009 and South Atlantic League All-Star Game in 2001 and 2008.

Managerial/Coaching Career: **2001**-Pitching Coach, Columbus RedStixx (Indians); **2002**-Pitching Coach, Kinston Indians (Indians); **2003-2005**-Pitching Coach, Burlington Indians (Indians); **2006-2008**-Pitching Coach, Lake County Captains (Indians); **2009**-Pitching Coach, Akron Aeros (Indians); **2010**-Assistant to the Major League Coaching Staff (Indians); **2010**-Pitching Coach, Mexicali Aguilas (Mexican League); **2011-2012**-Pitching Coach, Columbus Clippers (Indians); **2012**-Interim Major League Pitching Coaching (Indians); **2013-2018**-Pitching Coordinator, Cleveland Indians.

Playing Career: Signed with the Montreal Expos as a non-drafted free agent in 1995 and played professionally for six seasons with the Expos, Los Angeles Dodgers and in the independent leagues.

Personal/Miscellaneous: Married, wife's name is Stephanie...has a daughter, Jaelyn and son, Johrden...graduated from Azusa Pacific University in 1997 with a degree in Kinesiology and Physical Education...was a two-time All-American in 1994 and 1995 at Azusa Pacific.



Pete Lauritson

Short-Season Hitting Coordinator


Born: February 7, 1979 in Mason City, IA

Resides: Mason City, IA

Managerial/Coaching Highlights: Lauritson begins his first season as Short Season Hitting Coordinator after spending 2018 as the Lake County hitting coach...made professional coaching debut in 2017 as hitting coach for the Mahoning Valley Scrappers...spent the 2016 season as an assistant coach with his alma mater Iowa Hawkeyes...spent 13 seasons on the coaching staff at North Iowa Area Community College, where he helped lead the Trojans to three appearances in the NJCAA Division II College World Series.

Managerial/Coaching Career: **2003-2015**-Hitting Coach and Recruiting Coordinator, North Iowa Area Community College; **2016**-Assistant Coach, University of Iowa; **2017**-Hitting Coach, Mahoning Valley Scrappers (Indians); **2018** - Hitting Coach, Lake County (Indians).

Personal/Miscellaneous: Graduated from the University of Iowa in 2002 with a degree in Psychology.



Cody Buckel **Pitching Resource Coordinator**

Born: June 18, 1992 in Simi Valley, CA **Resides:** Surprise, AZ

Managerial/Coaching Highlights: Buckel enters his first season as Pitching Resource Coordinator after beginning his coaching career in 2018 as an organizational pitching coach with the Seattle Mariners.

Managerial/Coaching Career: 2018-Organizational Pitching Coach, Seattle Mariners

Playing Career: Drafted in the second round of the 2010 draft out of Royal High School in Simi, CA by the Texas Rangers, Buckel went 24-31 with a 4.03 ERA in 131 games over eight minor league seasons with Texas (2010-16) and Los Angeles-AL (2017).

Personal/Miscellaneous: Enjoys movies, acting, the art behind filmmaking, playing guitar, golfing and bowling.



Kai Correa **Short-Season Defensive Coordinator**

Born: July 14, 1988 in Hilo, HI **Resides:** Verrado, AZ

Managerial/Coaching Highlights: Set to begin his first season as Short-Season Defensive Coordinator...spent 2018 as AZL Indians infield coach...spent three seasons as an assistant coach at the University of Northern Colorado, helping lead the Bears to their first WAC tournament appearance in 2015...guided the Bears to a program-record fielding percentage in 2016, his first season as Defensive Coordinator...prior to coaching at UNC, Correa spent three seasons as an assistant for his alma mater, the University of Puget Sound (Division III), where his 2014 defense also set a program fielding percentage record.

Managerial/Coaching Career: 2011-2014-Head Assistant, University of Puget Sound; 2015-2017-Assistant Coach, Defensive Coordinator, Infield Coach, Third Base Coach & Recruiting Coordinator, University of Northern Colorado; 2018 - Infield Coach, AZL Indians (Indians).

Playing Career: All-Conference infielder at Waiakea High School in Hilo, HI...played collegiately at the University of Puget Sound and graduated in 2011 with a degree in history before joining the coaching staff...served as senior captain for the 2011 team that finished second in the Northwest Conference, the school's highest finish.

Personal/Miscellaneous: Married, wife's name is Brittany...has traveled the world teaching infield play, consulting for MLB organizations and Division 1 colleges and presenting at conventions...served as a head coach for USA Baseball's 17U Northwest regional team.



Brian Miles **Mental Performance Coordinator**

Originally from Newtown, CT, Brian returns for his fourth season as Mental Performance Coordinator, working with the team's minor league affiliates.

Prior to joining the Tribe, Miles spent three and a half years working with the United States Army's Comprehensive Soldier and Family Fitness programs in both Fort Bliss, TX, and Fort Drum, NY. During his time working with the military, Miles had the opportunity to work with the Fort Drum Best Ranger Teams that compete annually at Fort Benning, GA, and various other units at both installations. Prior to his work with the U.S. Army, Miles worked with various college and amateur athletics programs at Springfield College. He

is an active member of the Association for Applied Sport Psychology (AASP).

Brian is a 2009 graduate of Montclair State University (NJ) and earned a Master's of Education in Psychology from Springfield College (MA) in 2012. Resides in Westlake, OH with his wife, Megan.



Johnny Goryl

Advisor, Player Development

- Goryl begins his 69th consecutive season working in professional baseball, his 38th straight with the Indians and 15th straight as an Advisor of Player Development
- Honored with Mike Coolbaugh Award in 2012, honoring outstanding baseball work ethic, knowledge of the game and skill mentoring young players
- Worked in the Minnesota Twins Player Development System from 1966-1981...served as manager of the Twins from 1980-1981
- Played 16 years in various organizations, including six years at the big league level with the Chicago Cubs and Minnesota Twins...career average of .225 with 16 HR and 48 RBI in 276 games
- Has three children, six grandchildren and two great-grandchildren



Tim Tolman

Advisor, Player Development


- Tolman begins his eighth season as Advisor of Player Development, his 10th consecutive year in the organization and 15th overall
- Served as the third base coach for the Washington Nationals from 2007-2008
- Worked in the Astros Player Development system from 1989-2002, spending time as a manager at three different levels from 1991-1996
- Played in parts of seven seasons at the big league level for Houston and Detroit from 1981-1987 and played 12 professional seasons overall
- Married to Christy for 33 years with sons, Andrew and Casey



Minnie Mendoza

Advisor, Latin American Operations

- Mendoza begins his ninth season in his current role and his 30th season in the organization, most spent as Latin American Field Coordinator...he served as manager of Single-A Burlington in 1992
- Spent 10 seasons in the Baltimore Orioles Player Development System...served as first base coach for the Orioles in 1988
- Played professionally for 20 seasons, including 15 with the Senators/Twins organization and was a seven-time All-Star in the minor leagues
- Married, wife's name is Julia...has four daughters, Amalia, Milagros, Carmen and Julia
- Married to Christy, for 33 years, with sons, Andrew and Casey



Travis Fryman

Special Assistant, Infield

- Fryman begins his fourth season as an Advisor of Player Development for the Indians and his 12th season in the organization
- Managed Single-A Mahoning Valley from 2008-2010 and 2015...was special assistant to Player Development in 2013-2014 and was the Infield Coordinator from 2011-2012
- Played 16 professional seasons and parts of 13 years in the Major Leagues with Detroit and Cleveland...earned A.L. Silver Slugger at shortstop in 1992 and earned a **Rawlings** Gold Glove in 2000...five-time A.L. All-Star, including one appearance with the Tribe in 2000
- Married, wife's name is Kathleen...has three sons, Mason, Branden and Cole



Dave Wallace

Special Assistant, Catching

- Wallace begins his 19th season with the Tribe and his second as Catching Special Assistant
- Served as manager for Double-A Akron for three years...led RubberDucks to the Eastern League title in 2016...served as manager of Class-A Carolina in 2013 and Class-A Lake County in 2012
- Signed by the Indians as a non-drafted free agent out of Vanderbilt University in 2001...played in the Indians organization from 2002-2007
- Married, wife's name is Lauren...has a daughter, Lakely, and son, Stratton

GOODYEAR COMPLEX STAFF



Fletcher Wilkes

Clubhouse Manager

Fletcher enters his 11th season as the clubhouse manager of the Indians Player Development Complex in Goodyear, AZ and his 26th year as a member of the Cleveland Indians organization. Wilkes is responsible for the day-to-day operations of the clubhouse in Arizona year round and also oversees the minor league clubhouse during spring training.

Fletcher began his career in the Indians organization as the clubhouse manager for the Columbus RedStixx in 1994 before moving on to Double-A Canton-Akron in 1996 and eventually taking over the duties in Akron in 1997. In 2007, Wilkes served as the assistant visiting clubhouse manager in Cleveland before moving out to Arizona. He has been responsible for running the minor league clubhouse in spring training since 1996.

A native of Phenix City, AL, Fletcher resides in Goodyear, AZ, with his wife, Allison, and two sons, Mason and Jackson. He graduated from Columbus (GA) College with a degree in Parks and Administration in 1994 and is an avid Alabama Crimson Tide fan.



Justin Rhoads

Assistant Clubhouse Manager

Rhoads is set to begin his fourth season as the assistant clubhouse manager for the Indians Player Development Complex in Goodyear, AZ. It will mark his 11th season with the Indians, having joined the team in 2009 in the ballpark operations department. From 2014-2016, Rhoads served as assistant manager of the Merchandise Distribution Center Cleveland, as well as the manager of the Goodyear Ballpark team shop.

In his role as assistant clubhouse manager, Rhoads is responsible for all aspects of the clubhouse pertaining to players and coaches needs and game and training preparations in association with Fletcher Wilkes.

A Jefferson, Ohio native, Justin graduated from Jefferson Area High School in 2008 before attending Cleveland State University. Earning a degree in Health Science, Rhoads was a leading hand in creating CSU's mixed martial arts cage fighting team where he fought and coached with in his time with the Vikings. Justin met his wife, Izzy, at Cleveland State.

PLAYER DEVELOPMENT

DOMINICAN COMPLEX STAFF



Alex De Moya

Assistant Director, L.A. Scouting and Player Development

De Moya enters his fourth season in the Cleveland Indians organization. In his current role, he is part of the talent evaluation and player acquisition process in Latin America while helping build development plans for players as they enter the Indians' minor league system. In addition, he oversees operations of the current Dominican Academy.

De Moya began his career in 2013 with the Office of the Commissioner of Major League Baseball as an intern for the Baseball Operations Department in Santo Domingo. He later served as the office's Coordinator for Baseball Operations before joining the Indians in his previous role of Manager of Latin American Baseball Operations.

Alex resides in his native Santo Domingo, Dominican Republic. He graduated from Palm Beach Atlantic University with a dual degree in Management and Marketing and also completed a master's degree in Business Leadership Skills.



Ismael Jansen

Assistant Manager, International Baseball Operations

Jansen begins his second season with the Cleveland Indians organization working on the enhancement and implementation of all day-to-day administrative and financial activities at the Indians Dominican Academy.

Prior to joining the Indians, Jansen spent the previous five years working for MLB's office in the Dominican Republic and contributing to their Baseball Operations, Legal and Age/ID Investigation departments.

Jansen has both an undergrad and master's degree in Law from Pontificia Universidad Católica Madre y Maestra, the D.R.'s first private, Catholic and co-educational university. He resides in his native Santo Domingo with his wife, Laura, and two sons, Sebastian and Nicolas.

SUPPORT COORDINATORS



Anna Bolton

Education & Language Coordinator

- Bolton is entering her second year as Education and Language Coordinator, where she works with all affiliates' English Language Learners and supports players pursuing additional educational opportunities
- Spent 2016-2017 as Major League Spanish Translator and Player Engagement Coordinator
- Former teacher for eight years in North Carolina, Florida and Virginia teaching English to non-natives
- Graduated from Virginia Tech in 2007 with a degree in Spanish and earned her master's degree in Second Language Education in 2008



Teddy Blackwell

Medical Administrator

- Blackwell is entering his 32nd year with the Indians in the Player Development system...transitioned from athletic trainer to Minor League Medical Administrator in 2018
- Started with Indians in 1988 with Rookie level Burlington and has since spent time in Watertown, Columbus, Kinston and the GCL
- Graduated from Elon University• Lives in McLeansville, NC with his wife, Deborah and son, Raymond.



Ryan Faer

Performance Coordinator: Goodyear

- Faer is starting his third year in this role with the Indians, where he oversees strength and conditioning for the organization's rehabilitating athletes while he also serves as the Performance Coordinator at the Goodyear Academy
- Served as minor league strength and conditioning coach in the Los Angeles Dodgers and New York Mets systems
- Graduated from the University of Florida with a degree in Applied Physiology and Kinesiology
- A native of DeLand, FL, served as Director of Strength and Conditioning at DeLand High School, his alma mater



Chris Giacchino

Strength & Conditioning Coor., Affiliates

- Giacchino begins his second year with the Indians and his first as Affiliates Strength and Conditioning Coordinator...spent 2018 with AZL Indians 2 as the strength coach
- Formerly the Assistant Director of Football Strength and Conditioning at Purdue University from 2014-2017
- Spent time at the University of Connecticut and at Quinnipiac University in strength and conditioning roles
- Graduated with degree in Athletic Training and Exercise Science from Sacred Heart University...master's degree in Exercise Science from the University of Connecticut



Oscar Gutierrez

Mental Performance Coach

- Gutierrez assists at the Dominican Republic Academy, the Goodyear Complex and Mahoning Valley in development and integration of programs and services that enhance performance, mental and emotional growth
- Other duties include design and implementation of systems that facilitate the acculturation process of Spanish-speaking players and supports international scouting department with recognition and assessment
- Native of Bogota, Colombia



Ken Knutson

Pitching Programs & Rehab Coordinator

- Knutson enters his fifth season with the Indians as the Pitching Programs and Rehab Coordinator
- Spent 17 seasons as the head coach at the University of Washington, compiling a 584-399-2 record, the most wins in school history. Knutson had 76 players drafted in the Major League Baseball draft during his tenure
- Has over 30 years of coaching experience at the collegiate level, including five seasons as the pitching coach at Arizona State University with the final two seasons including associate head coach and recruiting coordinator duties



Todd Kubacki

Analyst

- Kubacki enters his 12th season with the Indians organization and second as an Analyst
- Joined the Indians in 2008 as a strength intern at Lake County, spent 2009 at Akron and 2010-12 with Columbus before spending four years as Minor League Strength and Conditioning Coordinator
- A native of Austintown, Ohio, Kubacki graduated Magna Cum Laude from Youngstown State with a degree in Political Science with a Mathematics minor and holds a master's degree in Performance Psychology from National University



Hasani Torres

Performance Coordinator: L.A.

- Torres enters his second season as a Performance Coordinator based out of the Dominican Republic
- Came to the Tribe as an intern at the D.R. Academy and worked as a strength coach there from 2013-15 before spending 2016 as a strength coach with Mahoning Valley and 2017 as a strength coach with Lynchburg
- Holds a B.S. in Athletic Training from the University of Puerto Rico and a master's degree in Exercise Science from California University of Pennsylvania

INDIANS NUMBER 1 DRAFT SELECTIONS

	REGULAR PHASE	JUNE	SECONDARY PHASE	
1965	Ray Fosse.....	CA *	1965 John Olagues.....	RHP
1966	John Curtis.....	LHP	1966 Ron Henson.....	LHP
1967	Jack Heidemann.....	SS *	1967 Rick Austin.....	LHP
1968	Robert Weaver.....	SS *	1968 Rich Hand.....	RHP
1969	Alvin McGrew.....	OF *	1969 Mike Swenton.....	OF
1970	Steve Dunning.....	RHP *	1970 James Cox.....	SS
1971	Dave Sloan.....	RHP *	1971 Rich Dauer.....	.2B
1972	Rick Manning.....	OF *	1972 Alex Pastore.....	OF
1973	Glenn Tufts.....	INF *	1973 Ron Montgomery.....	OF
1974	Tom Brennan.....	RHP *	1974 John Brown.....	OF
1975	Rick Cerone.....	CA *	1975 Ray Gault.....	RHP
1976	Tim Glass.....	CA *	1976 John Shouse.....	INF
1977	Bruce Compton.....	OF *	1977 Dave Grier.....	RHP
1978	Phil Lansford.....	.3B *	1978 Wes Mitchell.....	SS
1979	John Bohnet.....	LHP *	1979 Dave Gallagher.....	OF
1980	Kelly Gruber.....	SS *	1980 Adrian Perkins.....	OF
1981	George Alpert.....	OF *	1981 Brian Howard.....	INF
1982	Mark Snyder.....	RHP *	1982 Richard Belli.....	OF
1983	David Clark.....	OF *	1983 Mark Higgins.....	.1B
1984	Cory Snyder.....	SS *	1984 John Woodward.....	OF
1985	Mike Poehl.....	RHP *	1985 Jim Bruske.....	OF
1986	Greg Swindell.....	LHP *		
1987	- None -			
1988	Mark Lewis.....	SS *		
1988	Charles Nagy.....	RHP *		
1989	Calvin Murray.....	OF		
1990	Tim Costo.....	.1B *		
1991	Manny Ramirez.....	OF *		
1992	Paul Shuey.....	RHP *		
1993	Daron Kirkreit.....	RHP *		
1994	Jaret Wright.....	RHP *		
1995	David Miller.....	.1B/OF *		
1996	Danny Peoples.....	.1B/OF *		
1997	Tim Drew.....	RHP *		
1998	C.C. Sabathia.....	LHP *		
1999	- None -			
2000	Corey Smith.....	.3B *		
2001	Daniel Denham.....	RHP*		
	Alan Horne.....	RHP		
2002	Jeremy Guthrie.....	RHP *		
2003	Michael Aubrey.....	.1B*		
	Brad Snyder.....	OF*		
2004	Jeremy Sowers.....	LHP *		
2005	Trevor Crowe.....	OF *		
2006	- None -			
2007	Beau Mills.....	INF *		
2008	Lonnie Chisenhall.....	INF *		
2009	Alex White.....	RHP *		
2010	Drew Pomeranz.....	LHP *		
2011	Francisco Lindor.....	SS *		
2012	Tyler Naquin.....	OF *		
2013	Clint Frazier.....	OF *		
2014	Bradley Zimmer.....	OF*		
	Justus Sheffield.....	LHP*		
2015	Brady Aiken.....	LHP*		
2016	Will Benson.....	OF*		
2017	- None -			
2018	Bo Naylor.....	C*		
	Ethan Hankins.....	RHP*		

* Signed

BOB FELLER AWARD WINNERS TOP ORGANIZATIONAL PITCHER

1990 - Charles Nagy	2003 - Fausto Carmona
1991 - Mike Soper	2004 - Adam Miller
1992 - Chad Ogea	2005 - Jeremy Sowers
1993 - John Carter	2006 - Adam Miller
1994 - Steve Kline	2007 - Aaron Laffey
1995 - Danny Graves	2008 - David Huff
1996 - Danny Graves	2009 - Hector Rondon
1997 - Marc Deschene	2010 - Alex White
1998 - David Riske	2011 - Chen-Chang Lee
1999 - Robert Pugmire	2012 - Cody Allen
2000 - Jason Stanford	2013 - Cody Anderson
2001 - Mike Bacsik	2014 - Ryan Merritt
2002 - Billy Traber	2015 - Mike Clevinger

LOU BOUDREAU AWARD WINNERS TOP ORGANIZATIONAL POSITION PLAYER

1990 - Jim Thome	2003 - Grady Sizemore
1991 - Manny Ramirez	2004 - Ryan Garko
1992 - Ken Ramos	2005 - Ryan Mulhern
1993 - Jim Thome	2006 - Kevin Kouzmanoff
1994 - David Bell	2007 - Asdrubal Cabrera
1995 - Richie Sexson	2008 - Beau Mills
1996 - Russell Branyan	2009 - Carlos Santana
1997 - Sean Casey	2010 - Jason Kipnis
1998 - Alex Ramirez	2011 - Jason Kipnis
1999 - Scott Morgan	2012 - Tim Fedroff
2000 - Billy Munoz	2013 - Joe Wendle
2001 - Victor Martinez	2014 - Giovanny Urshela
2002 - Victor Martinez	2015 - Bradley Zimmer

PLAYER DEVELOPMENT

**2018 CLEVELAND INDIANS
FIRST-YEAR PLAYER DRAFT SELECTIONS**

ROUND	NAME	POSITION	SCHOOL	STATE	HT	WT	B/T	BIRTHDATE	SCOUT
1	Naylor, Bo	C	St Joan of Arc Catholic SS	ON	6'1"	195	L/R	2/21/1999	Kanen
1C	Hankins, Ethan	RHP	Forsyth Central HS	GA	6'6"	215	R/R	5/23/2000	C.Bradford
CBA	Torres, Lenny	RHP	Beacon HS	NY	6'2"	185	R/R	10/15/2000	Kanen
2	Sandlin, Nick	RHP	Southern Mississippi	MS	5'11"	170	R/R	1/10/1997	Bartlett
3	Palacios, Richard	SS	Towson University	MD	5'11"	180	L/R	5/16/1997	Etchison
4	Scott, Adam	LHS	Wofford Col	SC	6'4"	220	L/L	10/10/1995	M.Bradford
5	Kwan, Steven	CF	Oregon State	OR	5'8"	175	L/L	9/5/1997	Glassey
6	Delgado, Raynel	3B	Calvary Christian Academy	FL	6'2"	185	S/R	4/4/2000	Krause
7	Morris, Cody	RHP	South Carolina	SC	6'5"	222	R/R	11/4/1996	M.Bradford
8	Royalty, Alex	RHP	UNC Wilmington	NC	6'4"	200	R/R	3/19/1997	M.Bradford
9	Eichhorn, Brian	RHP	Georgia Southern	GA	6'1"	225	R/R	8/15/1997	C.Bradford
10	Broom, Robert	RHP	Mercer	GA	6'1"	190	R/R	9/17/1996	C.Bradford
11	DeGroat, Jack	RHP	Liberty University	VA	6'2"	195	R/R	11/29/1996	Etchison
12	Ponticelli, Thomas	RHS	U San Francisco	CA	6'1"	195	R/R	4/15/1997	Lyle
13	Marman, Kyle	P	Florida Atlantic U	FL	6'3"	195	R/R	3/3/1997	Krause
14	Holland, Korey	OF	Langham Creek HS	TX	5'11"	170	R/R	1/1/2000	Van Hook
15	Lavastida, Bryan	C	Hillsborough CC	FL	6'0"	200	R/R	11/27/1998	Segui
16	Cardenas, Ruben	OF	Cal State Fullerton	CA	6'2"	185	R/R	10/10/1997	Compton
17	Jenkins, Liam	RHP	Louisville	KY	6'8"	225	R/R	4/9/1997	Mayer
18	McCarthy, Shane	RHP	Seton Hall	NJ	6'2"	190	R/R	7/29/1996	Kanen
19	Duplantis, Antoine	CF	LSU	LA	5'11"	180	L/L	9/9/1996	x
20	Miednik, Jake	LHP	Florida Atlantic	FL	5'10"	185	L/L	5/1/1996	Krause
21	Rodriguez, Eric	C	George Wallace CC	AL	6'1"	188	R/R	7/28/1998	Bartlett
22	Lingos, Eli	LHP	Arizona State	AZ	6'0"	192	R/R	5/21/1996	Perry
23	Farhat, Cody	CF	Texas Tech U	TX	6'1"	187.5	R/R	9/26/1996	Lambert
24	Pinto, Aaron	RHP	SUNY Stony Brook	NY	6'0"	200	L/R	7/3/1996	Kanen
25	Rholl, Kellen	LHR	Angelo St U	TX	6'3"	200	L/L	5/13/1996	Lambert
26	Halter, Gunnar	RHP	Seminole State	OK	6'2"	180	R/R	3/18/1998	x
27	Turner, Gionti	SS	Watson Chapel HS	AR	6'2"	178	R/R	8/17/2000	Abney
28	Wilson, Billy	OF	Loyola Marymount U	CA	5'11"	185	L/R	5/28/1996	Muniz
29	Herrin, Tim	LHR	Indiana U	IN	6'5"	225	L/L	10/8/1996	Loizzo
30	Smith, Connor	SS	Western Michigan	MI	5'10"	180	R/R	4/22/1997	Etchison
31	Engelmann, Jonathan	RF	Michigan	MI	6'4"	210	R/R	9/18/1996	Etchison
32	Eyster, Andrew	OF	Santa Fe CC	FL	6'3"	190	R/R	1/29/1999	x
33	Schneemann, Daniel	SS	Brigham Young U	UT	6'1"	180	L/R	1/23/1997	Perry
34	Schwellenbach, Spencer	RHP	Saginaw Heritage HS	MI	6'0"	185	R/R	5/31/2000	x
35	Legumina, Casey	RHP	Gonzaga	WA	6'1"	185	R/R	6/19/1997	x
36	Gutierrez, Jose	C	Arlington Lamar HS	TX	6'2"	230	L/R	9/5/2000	
37	Borden, Timothy	SS	Our Lady of Providence HS	IN	6'2"	180	R/R	9/1/1999	x
38	Gelof, Zack	SS	Cape Henlopen HS	DE	6'2"	175	R/R	10/19/1999	x
39	Hill, Kaleb	LHP	Watson Chapel HS	AR	6'4"	205	R/L	6/3/2000	x
40	Cottongame, Braxton	LHP	Perry Central HS	KY	6'3"	185	L/L	5/18/2000	x

Bold denotes signed players

2018 MINOR LEAGUE REVIEW

Affiliate	League (Level)	Record	Standings	Playoff/Notes
Columbus Clippers	International (AAA)	73-67	2nd, 0.5 GB	Did Not Qualify
Akron RubberDucks	Eastern (AA)	78-62	2nd, 1.0 GB	E.L. Championship (L, 0-3)
Lynchburg Hillcats	Carolina (Adv.-A)	71-66*	2nd, 3.5 GB	Divisional Round (L, 2-3)
Lake County Captains	Midwest (A)	60-79*	7th, 30.0 GB	Did Not Qualify
Mahoning Valley Scrappers	New York-Penn (A)	42-33	1st, +1.5 G	Divisional Round (L, 1-2)
AZL Indians 1	Arizona (Rookie)	36-18	1st, +5.0 G	AZL First Round (L, 0-1)
AZL Indians 2	Arizona (Rookie)	32-24	2nd, 5.0 GB	AZL Semifinals (L, 0-1)
DSL Indians	Dominican (Rookie)	32-40	6th, 16.0 GB	Did Not Qualify
DSL Indians/Brewers	Dominican (Rookie)	21-49	8th, 26.0 GB	Did Not Qualify

* Combined 1st and 2nd Half

ORGANIZATIONAL LEADERS

Batting Leaders		HOME RUNS		RUNS SCORED	
AVERAGE (min. 2.7 PA/team game)					
1. Yainer Diaz	.355	1. Bobby Bradley	27	1. Andrew Calica	78
2. Tyler Freeman	.352	2. Will Benson	22	2. Brandon Barnes	75
3. Brayan Rocchio	.343	3. Eric Haase	20	3. Mitch Longo	73
4. Wilbis Santiago	.314	4. Nolan Jones	19	4. Tyler Krieger	69
5. Raynel Delgado	.306	5. Adam Rosales	18	5. Mark Mathias	65
HITS					
1. Brandon Barnes	136	RBI		STOLEN BASES	
2. Oscar González	135	1. Bobby Bradley	83	1. Todd Isaacs	30
3. Tyler Krieger	129	2. Brandon Barnes	81	2. Andrew Calica	27
4. Mitch Longo	127	3. Connor Marabell	73	3. Sam Haggerty	26
5. A. Calica & Y. Chang	117	4. Eric Haase	71	4. Brandon Barnes	19
		5. Nolan Jones	66	4. Tyler Krieger	19
Pitching Leaders					
WINS		ERA (min. 0.8 IP/team game)		INNINGS PITCHED	
1. Zach Plesac	11	1. Yeffersson Yannuzzi	2.70	1. Adam Wilk	164.2
2. Jake Paulson	10	2. Ignacio Feliz	3.00	2. Sean Brady	148.0
3. Shao-Ching Chiang	9	3. Zack Draper	3.10	2. Gregori Vázquez	148.0
3. Dominic DeMasi	9	4. Eli Morgan	3.27	4. Tanner Tully	147.0
3. Eli Morgan	9	4. Sam Hentges	3.27	5. Zach Plesac	144.2
SAVES		STRIKEOUTS		GAMES	
1. Henry Martínez	15	1. Kirk McCarty	161	1. Henry Martínez	48
1. Dalbert Siri	15	2. Eli Morgan	156	2. Cole Sulser	47
3. James Karinchak	14	3. Zach Plesac	132	2. Argenis Angulo	47
4. Ben Taylor	11	4. Sam Hentges	122	4. Ben Taylor	46
5. Angulo & Teaney	8	5. Francisco Pérez	111	4. David Speer	46

PLAYER DEVELOPMENT

MINOR LEAGUE AWARD WINNERS

INTERNATIONAL LEAGUE - AAA IL Players of the Week: Shane Bieber (2x), Adam Plutko, Francisco Mejia, Eric Haase (2x), Ryan Merritt Midseason All-Stars: Brandon Barnes, Yu Chang, Eric Haase, Francisco Mejia, Mitch Talbot, Adam Wilk Postseason All-Star: Brandon Barnes
EASTERN LEAGUE - AA EL Players of the Week: Shane Bieber, Andrew Calica, Sean Brady, Sam Haggerty Midseason All-Stars: Andrew Calica, Willi Castro, Connor Marabell, Jake Paulson, Joe Sever
CAROLINA LEAGUE - HIGH-A CL Players of the Week: Justin Garza (2x), Eli Morgan (2x), Li-Jen Chu, Anthony Miller Midseason All-Stars: Conner Capel, Sam Hentges, Dalbert Siri
MIDWEST LEAGUE - A MWL Player of the Week: Eli Morgan, Zack Draper, Nolan Jones, Will Benson Midseason All-Stars: Will Benson, Tommy DeJuneas, Kyle Nelson
New York-Penn League - Short-A NY-Penn Player of the Week: Luis Oviedo (3x), Hosea Nelson, Henry Pujols Midseason All-Stars: Tyler Freeman, Hosea Nelson, Mitch Reeves, Luis Santos, Randy Valladares
Arizona League - Rookie AZL MVP: Miguel Jerez Postseason All-Stars: Ruben Cardenas, Yainer Diaz, Miguel Jerez, Brayan Rocchio

MINOR LEAGUE TOP PROSPECTS LIST

MLB.com 2019 Rankings

Top 20 Tribe Prospects Entering 2019

- | | |
|--------------------------|---------------------------|
| 1. Triston McKenzie, RHP | 11. Brayan Rocchio, SS |
| 2. Nolan Jones, 3B | 12. Daniel Johnson, OF |
| 3. Ethan Hankins, RHP | 13. Gabriel Rodriguez, SS |
| 4. Bo Naylor, C | 14. Aaron Bracho, SS |
| 5. George Valera, OF | 15. Raynel Delgado, SS |
| 6. Yu Chang, SS | 16. Oscar Mercado, OF |
| 7. Bobby Bradley, 1B | 17. Chih-Wei Hu, RHP |
| 8. Sam Hentges, LHP | 18. Elijah Morgan, RHP |
| 9. Lenny Torres, RHP | 19. Aaron Civale, RHP |
| 10. Luis Oviedo, RHP | 20. Richard Palacios, SS |

Baseball America Best Tools

Best Hitter for Average	Tyler Freeman
Best Power Hitter	Bobby Bradley
Best Strike-Zone Discipline	Ernie Clement
Fastest Baserunner	Quentin Holmes
Best Athlete	Will Benson
Best Fastball	Luis Oviedo
Best Curveball	Triston McKenzie
Best Slider	Kyle Nelson
Best Changeup	Eli Morgan
Best Control	Aaron Civale
Best Defensive Catcher	Eric Haase
Best Defensive Infielder	Jose Fermin
Best Infield Arm	Nolan Jones
Best Defensive Outfielder	Oscar Mercado
Best Outfield Arm	Johnathan Rodriguez

Baseball America by League

International League:	Shane Bieber (#13), Jake Bauers (#16)
Eastern League:	Triston McKenzie (#11)
Carolina League:	Sam Hentges (#11)
Midwest League:	Nolan Jones (#19)
New York-Penn League:	Luis Oviedo (#3), Tyler Freeman (#10)
Arizona League:	Brayan Rocchio (#1), Bo Naylor (#5), Carlos Vargas (#11)

Organization Minor League Champs

Year	Team	League
2005	Akron Aeros	Eastern League (AA)
2006	Kinston Indians	Carolina League (Adv. A)
2009	Akron Aeros	Eastern League (AA)
2010	Columbus Clippers	International League (AAA)
	Lake County Captains	Midwest League (A)
2011	Columbus Clippers	International League (AAA)
2012	Akron Aeros	Eastern League (AA)
2014	AZL Indians	Arizona League (Rookie)
2015	Columbus Clippers	International League (AAA)
2016	Akron RubberDucks	Eastern League (AA)
2017	Lynchburg Hillcats	Carolina League (Adv. A)

Baseball America

1. Triston McKenzie, RHP
2. Nolan Jones, 3B
3. Tyler Freeman, SS
4. Bo Naylor, C
5. George Valera, OF
6. Sam Hentges, LHP
7. Bobby Bradley, 1B
8. Luis Oviedo, RHP
9. Brayan Rocchio, SS
10. Ethan Hankins, RHP

Baseball Prospectus

1. Triston McKenzie, RHP
2. Luis Oviedo, RHP
3. George Valera, OF
4. Nolan Jones, 3B
5. Sam Hentges, LHP
6. Yu Chang, SS
7. Ethan Hankins, RHP
8. Lenny Torres, RHP
9. Bo Naylor, C
10. Brayan Rocchio, SS

ESPN.com (Keith Law)

1. Triston McKenzie, RHP
2. Nolan Jones, 3B
3. Bo Naylor, C/3B
4. Yu Chang, SS
5. Oscar Mercado, OF
6. Bobby Bradley, 1B
7. Brayan Rocchio, SS
8. Lenny Torres, RHP
9. Tyler Freeman, SS
10. George Valera, OF

ESPN.com Top 100 (Keith Law)

23. Triston McKenzie
43. Nolan Jones
74. Bo Naylor

MLB.com/MLBPipeline.com Top 100

41. Triston McKenzie
67. Nolan Jones

COLUMBUS CLIPPERS (AAA)



Tony Mansolino

Manager

Born: September 28, 1982 in Newport Beach, CA **Resides:** Nashville, TN

Managerial/Coaching Highlights: Mansolino will begin his first season as manager of the Clippers after spending one season as the skipper for Double-A Akron...led RubberDucks to Eastern League finals, falling to New Hampshire, 3-0...named Carolina League Manager of the Year in 2017...led Lynchburg to the Carolina League title as the Hillcats posted a league-best 87-52 (.626) record...made his managerial debut in 2016 with Class-A Lake County, finishing with a 72-68 record...enters his ninth season in the Indians organization...spent five seasons as a hitting coach in the organization from 2011-15.

Managerial/Coaching Career: **2011-2012**-Hitting Coach, Mahoning Valley Scrappers (Indians); **2013**-Hitting Coach, Lake County Captains (Indians); **2014**-Hitting Coach, Carolina Mudcats (Indians); **2015**-Hitting Coach, Akron RubberDucks (Indians); **2016**-Manager, Lake County Captains (Indians); **2017**-Manager, Lynchburg Hillcats (Indians), **2018**-Manager, Akron RubberDucks (Indians).

Playing Career: Played professionally for six seasons as an infielder from 2005-10 after being selected in the 26th round of the 2005 draft by Pittsburgh out of Vanderbilt University...finished his professional career with a minor league average of .231 with 19 HR and 173 RBI in 457 games...was in the Pittsburgh system from 2005-08 and briefly in the Phillies system in 2008 before playing independent ball in 2009-10.

Personal/Miscellaneous: Married, Adrianna...has two sons, Jackson and Maddox...graduated with a degree in Human and Organizational Development and played four years of baseball at Vanderbilt University...played with Indians Assistant GM Carter Hawkins on the Commodores...father, Doug, is the Field Coordinator for the Atlanta Braves...graduated from Buchanan High School (CA) in 2001 as class salutatorian.

MANSOLINO'S MANAGERIAL RECORD

YEAR	CLUB	LEAGUE	CLASS	W-L	PCT	POS.	NOTES
2016	Lake County	Midwest	A	72-68	.514	3rd/6th	
2017	Lynchburg	Carolina	Advanced A	87-52	.626	1st/1st	CL Champions; MotY
2018	Akron	Eastern	AA	78-62	.557	2nd	EL Finals
MINOR TOTALS				237-182	.566		

Kyle Hudson

Bench Coach

Born: January 7, 1987 in Mattoon, IL

Resides: Peoria, IL

Managerial/Coaching Highlights: Hudson begins first season as bench coach with the Clippers and his third with the Cleveland organization...made professional coaching debut in 2017 as the bench coach for the Carolina League champion Lynchburg Hillcats and spent 2018 as the bench coach with Lake County...previously served as an assistant coach for his alma mater, the University of Illinois...in his time at Illinois, Hudson was a three-year letter winner in baseball and football.

Managerial/Coaching Career: **2017**-Bench Coach, Lynchburg Hillcats (Indians); **2018**-Bench Coach, Lake County Captains

Playing Career: Ranks second in Illinois school history with a .376 career batting average and third in career steals (66)...drafted in fourth round of the 2008 draft by Baltimore and made his Major League debut with the Orioles on Sept. 4, 2011...in 14 career MLB games, Hudson batted .143 with four hits, three runs scored, two RBI and two stolen bases...finished his eight-year professional career with stints in the Rangers, Rays, Phillies and Angels organizations.

Personal/Miscellaneous: Lives two doors down from former Indians pitcher Zach McAllister in Peoria, IL with his wife, Shaela.

PLAYER DEVELOPMENT

Rigo Beltrán

Pitching Coach

Born: November 13, 1969 in Tijuana, Baja California, Mexico

Resides: Delray Beach, FL

Managerial/Coaching Highlights: Beltrán begins his first season as pitching coach for Columbus after one season with Akron in the same role...was the pitching coach for Lynchburg from 2015-2017...guided the 2017 Hillcats staff to the Carolina League's best record, leading the league in ERA, wins and WHIP...also served as pitching coach for Mexico in the 2017 World Baseball Classic...in 2015, split time as pitching coach between the AZL Indians and Lynchburg after spending 2014 as the pitching coach for the Lake County Captains...joined the Indians organization after spending seven seasons as a coach in the Cincinnati farm system.

Managerial/Coaching Career: **2007-2008**-Pitching Coach, GCL Reds (Reds); **2009**-Pitching Coach, Carolina Mudcats (Reds); **2010-2013**-Pitching Coach, Bakersfield Blaze (Reds); **2014**-Pitching Coach, Lake County Captains (Indians); **2015**-Pitching Coach, AZL Indians; **2015-2017**-Pitching Coach, Lynchburg Hillcats (Indians); **2018**-Pitching Coach, Akron RubberDucks (Indians).

Playing Career: Beltrán appeared in parts of five seasons with St. Louis (1997), New York-NL (1998-99), Colorado (1999-2000) and Montreal (2004), going 2-3 with a 4.40 ERA in 78 Major League games...began his 16-year professional career with the St. Louis organization after he was selected by the Cardinals in the 1991 draft.

Personal/Miscellaneous: Earned associate's degree from Mesa Junior College in San Diego, CA in 1989...attended the University of Wyoming from 1990-1991...Married, wife's name is Lauri...has four sons.

Andy Tracy

Hitting Coach

Born: December 11, 1973 in Bowling Green, OH

Resides: Lewis Center, OH


Managerial/Coaching Highlights: Begins first season with the Tribe as Columbus' hitting coach...spent previous seven years as a coach in the Philadelphia Phillies organization...was the minor league hitting coordinator over the last six seasons and also held assistant fielding coordinator duties in 2014...joined the Phillies coaching staff in 2012 as manager of Class-A Williamsport.

Managerial/Coaching Career: **2012**-Manager, Williamsport Crosscutters (Phillies); **2013-2018**-Minor League Hitting Coordinator (Phillies).

Playing Career: Played 16 professional seasons and in parts of five big league seasons with Montreal, Colorado and Philadelphia...career .231 hitter with 13 home runs and 43 RBI in 149 games...played in 83 games as a rookie in 2000 with Montreal, hitting .260 with 11 home runs and 32 RBI...career .268 hitter in the minors and was named a Mid-Season All-Star twice (2009, 2010) and a Postseason All-Star twice (1999, 2009) as well as earning Eastern League MVP honors in 1999 with Harrisburg...holds Lehigh Valley all-time records in home runs (68), RBI (261) and walks (207).

Personal/Miscellaneous: Married, wife's name is Tiffany...has two children, son Cooper and daughter Nola...graduated from Bowling Green State University.

AKRON RUBBERDUCKS (AA)



Rouglas Odor

Manager

Born: January 26, 1968 in Maracaibo, VZ **Resides:** Winter Haven, FL

Managerial/Coaching Highlights: Enters his first season as manager of the RubberDucks after spending last season as manager of Class-A Lynchburg...led the Hillcats to the Carolina League playoffs with a 71-66 record, losing in the semi-finals to Potomac, 3-2...spent three seasons as hitting coach for Triple-A Columbus...marks his fifth managerial post and first since leading the GCL Indians (Rookie) in 2007 and 2008... spent nine seasons (2009-2017) as a hitting coach in the Indians organization at multiple levels...marks his 32nd season overall in the Indians organization as a player, manager or coordinator...spent 10 seasons as a manager in the Indians

Player Development System from 1999-2008...led the Venezuelan League Indians to the Venezuelan League Championship in 2000 (41-16).

Managerial/Coaching Career: 1998-2001-Venezuelan Field Coordinator (Indians); 1999-2000-Manager, VSL Indians (Indians); 2001-2004-Manager, Burlington Indians (Indians); 2005-2006-Manager, Mahoning Valley Scrappers (Indians); 2007-2008-Manager, GCL Indians (Indians); 2009-2010-Hitting Coach, Kinston Indians (Indians); 2011-2012-Hitting Coach, Akron Aeros (Indians); 2013-Hitting Coach, Carolina Mudcats (Indians); 2014-Hitting Coach, Akron RubberDucks (Indians); 2015-2017-Hitting Coach, Columbus Clippers (Indians); 2018-Manager, Lynchburg Hillcats (Indians).

Playing Career: Played six seasons in the Indians minor league system, making it to the Double-A level with the Canton-Akron Indians before his playing days concluded...named to the Carolina League All-Star team in 1990...was a 32nd round selection by the Indians in the 1988 draft out of the University of New Orleans.

Personal/Miscellaneous: Married, wife's name is Milagros...has three sons, Rouglas O.A., Rouglas O.Z. and Roberto O.

ODOR'S MANAGERIAL CAREER

YEAR	CLUB	LEAGUE	CLASS	W-L	PCT	POS.	NOTES
1999	VSL Indians	Venezuelan	Rookie	--	--	--	
2000	VSL Indians	Venezuelan	Rookie	41-16	.719	1st	VZL Champions
2001	Burlington	Appalachian	Rookie	31-37	.456	2nd	
2002	Burlington	Appalachian	Rookie	29-39	.426	4th	
2003	Burlington	Appalachian	Rookie	37-31	.544	2nd	
2004	Burlington	Appalachian	Rookie	31-35	.470	3rd	
2005	Mahoning Vy.	NY-Penn	Short A	33-43	.434	3rd	
2006	Mahoning Vy.	NY-Penn	Short A	40-36	.526	2nd	
2007	GCL Indians	Gulf Coast	Rookie	21-31	.404	3rd	
2008	GCL Indians	Gulf Coast	Rookie	27-29	.482	4th	
2018	Lynchburg	Carolina	Advanced-A	71-66	.518	5th/1st	
MINOR TOTALS				361-363	.499		



Goodyear Player Development Complex

PLAYER DEVELOPMENT

Justin Toole**Hitting Coach****Born:** September 10, 1986 in Council Bluffs, IA**Resides:** Copley, OH

Managerial/Coaching Highlights: Begins his first season as hitting coach for the RubberDucks after serving in the same role for Lake County and Lynchburg in 2017 and 2018...in 2017, guided a Captains offense that led the Midwest League in home runs and saw three players crack the league's top-10 in longballs...made his professional coaching debut in 2016 as the hitting coach for the Mahoning Valley Scrappers after beginning the year as a player on the disabled list...in 2016, Toole oversaw a Scrappers offense that finished tied for third in the New York-Penn League in home runs (35), second in stolen bases (84) and fifth in OPS (.680).

Managerial/Coaching Career: **2016**-Hitting Coach, Mahoning Valley Scrappers (Indians); **2017**-Hitting Coach, Lake County Captains (Indians); **2018**-Hitting Coach, Lynchburg Hillcats (Indians).

Playing Career: Originally signed as a non-drafted free agent in 2009 by the Indians...spent seven seasons in the Cleveland organization, reaching Triple-A Columbus on five occasions...named a Carolina League All-Star in 2011 while playing for the Kinston Indians...moved from playing to coaching in 2016 after spending the season on the disabled list...Toole batted .249 with 61 doubles and 146 RBI over seven minor league seasons.

Personal/Miscellaneous: Played baseball at the University of Iowa...author of "9 in 9," a book chronicling his August 25, 2012 game with the Carolina Mudcats in which he accomplished the rare feat of playing all nine positions in one game.

Tony Arnold**Pitching Coach****Born:** May 3, 1959 in El Paso, TX**Resides:** Aledo, TX

Managerial/Coaching Highlights: Arnold begins his second stint as pitching coach for the RubberDucks after spending last season as pitching coach for Lynchburg...spent 2016-17 in the same role for Akron...marks Arnold's 27th consecutive season as a pitching coach in the Indians organization since first assuming the role in 1993...helped guide staffs to league titles on three occasions, most recently with Akron in 2012 and 2016...originally began coaching career with the Los Angeles Dodgers organization in 1990.

Managerial/Coaching Career: **1990-1992**-Pitching Coach, Yakima Bears (Dodgers); **1993-1994**-Watertown Indians (Indians); **1995**-Kinston Indians (Indians); **1996-1999**-Akron Aeros (Indians); **2000-2002**-Burlington Indians (Indians); **2003-2004**-Lake County Captains (Indians); **2005**-Mahoning Valley Scrappers (Indians); **2006**-Burlington Indians (Indians); **2007**-Kinston Indians (Indians); **2008**-Akron Aeros (Indians); **2009**-Lake County Captains (Indians); **2010**-Kinston Indians (Indians); **2011-2012**-Akron Aeros (Indians); **2013-2014**-Columbus Clippers (Indians); **2015**-Lynchburg Hillcats (Indians); **2016-2017**-Akron RubberDucks (Indians); **2018**-Lynchburg Hillcats (Indians)

Playing Career: Played professionally for 10 seasons in the Baltimore Orioles and Los Angeles Dodgers organizations...made his major league debut with the Orioles in 1986, appearing in 11 games...also made 27 appearances for Baltimore in 1987, his only other year in the majors.

Personal/Miscellaneous: Married, wife's name is Sara...has three children, Devin, Caroline and Avery...graduated from the University of Texas with a degree in Physical Education in 1981...was an NCAA All-American in 1981.

Juan De La Cruz**Bench Coach****Born:** August 5, 1993 in La Guaira, VZ**Resides:** Goodyear, AZ

Managerial/Coaching Highlights: Begins his second season in the Indians organization after spending 2018 as the hitting coach for the AZL Indians 1 team.

Managerial/Coaching Career: **2018**-Hitting Coach, AZL Indians 1 (Indians).

Playing Career: Originally signed by the Indians in 2009, played in the Indians minor league system for eight seasons...spent his first three seasons with DSL Indians and made it as far up as Double-A Akron in 2017...in eight seasons, hit .216 in 281 games with 90 RBI and 73 runs scored.

LYNCHBURG HILLCATS (A)



Jim Pankovits

Manager

Born: August 6, 1955 in Pennington Gap, VA

Resides: Charleston, SC

Managerial/Coaching Highlights: Pankovits begins his second season with the Indians organization after spending 2018 as Mahoning Valley's manager...led the Scrappers to the playoffs in his only year as manager in Mahoning Valley...spent the previous seven seasons with the Seattle Mariners organization...prior to joining Seattle, spent 16 seasons in Houston's Player Development department and three with Boston...has 15 seasons of managerial experience in the Boston, Houston and Seattle organizations, earning Carolina League Manager of the Year honors in 2006

with Salem and winning a New York-Penn League title with Tri-City in 2010...was a coach for Team USA in the 2012 *SiriusXM* Futures Game.

Managerial/Coaching Career: 1992-1994-Manager, New Britain Red Sox (Red Sox); 1995-1996-Manager, Quad City River Bandits (Astros); 1998-1999-Manager, Jackson Generals (Astros); 2000-Minor League Infield Coordinator, Houston Astros; 2000-2005-Minor League Defense Coordinator, Houston Astros; 2006-2008-Manager, Salem Avalanche (Astros); 2009-2010-Manager, Tri-City ValleyCats (Astros); 2010-Minor League Infield Coordinator, Houston Astros; 2011-2013-Manager, Jackson Generals (Mariners); 2014-2016-Minor League Infield Coordinator, Seattle Mariners; 2017-Coach, Modesto Nuts (Mariners); 2018-Manager, Mahoning Valley Scrappers (Indians).

Playing Career: Drafted by the Houston Astros in the fourth round of the 1976 draft...made his Major League debut in 1984 with the Astros and enjoyed a six-year Major League career...his best season came in 1986, when he batted .283 in 70 contests for the N.L. West champion Astros and appeared in two games during their NLCS loss to New York...the second baseman played all but two of his 318 career MLB games with Houston (1984-1988) and closed out his playing days with a brief stint in Boston in 1990...batted .250 in his Major League career with nine homers and 55 RBI.

Personal/Miscellaneous: Currently resides in Charleston, South Carolina.

PANKOVITS' MANAGERIAL RECORD

YEAR	CLUB	LEAGUE	CLASS	W-L	PCT	POS.	NOTES
1992	New Britain	Eastern	AA	58-82	.414	8th	
1993	New Britain	Eastern	AA	52-88	.371	8th	
1994	New Britain	Eastern	AA	59-81	.421	8th	
1995	Quad City	Midwest	A	76-61	.555	1st	West Division Champs
1996	Quad City	Midwest	A	70-61	.534	1st	West Division Champs
1998	Jackson	Texas	AA	70-70	.500	3rd	
1999	Jackson	Texas	AA	68-72	.486	3rd	
2006	Salem	Carolina	Advanced A	76-61	.555	4th/1st	2nd Half Champs; MotY
2007	Salem	Carolina	Advanced A	79-60	.568	2nd/1st	Lost in Mills Cup Finals
2008	Salem	Carolina	Advanced A	56-84	.400	4th/4th	
2009	Tri-City	NY-Penn	Short-A	27-48	.360	4th	
2010	Tri-City	NY-Penn	Short-A	38-36	.514	1st	NYPL Champions
2011	Jackson	Southern	AA	68-72	.486	3rd	
2012	Jackson	Southern	AA	79-61	.564	1st	Lost in SL Finals
2013	Jackson	Southern	AA	62-73	.459	3rd	
2018	Mahoning Valley	NY-Penn	Short-A	42-33	.560	1st	Lost in NYP Semis
MINOR TOTALS				980-1043	.484		

PLAYER DEVELOPMENT

Joe Torres

Pitching Coach

Born: September 3, 1982 in Bronx, NY

Resides: Atlanta, GA

Managerial/Coaching Highlights: Torres begins his third season in the Indians organization as pitching coach for Lynchburg...last season, served as pitching coach for Lake County after making his professional coaching debut in 2017 as the Arizona League Indians pitching coach...led the AZL Tribe staff to 552 strikeouts in just 56 games, tying for second in the AZL and featuring the league's top two strikeout hurlers (Juan Mota & Luis Oviedo)...previously coached for King's Ridge Christian Academy.

Managerial/Coaching Career: **2015-2016**-Pitching Coach, King's Ridge Christian Academy (GA); **2017**-Pitching Coach, AZL Indians (Indians); **2018**-Pitching Coach, Lake County (Indians).

Playing Career: Torres was drafted with the 10th overall pick by the Angels in the 2000 draft...spent 13 years in the minor leagues with five organizations, reaching as high as Triple-A Colorado Springs with the Rockies in 2012...represented Team USA and Team Puerto Rico in the Baseball World Cup and the Pan-American Games.

Personal/Miscellaneous: Married, wife's name is Kristen.

Johnny Narron

Hitting Coach

Born: November 13, 1951 in Goldsboro, NC

Resides: Smithfield, NC

Managerial/Coaching Highlights: Returns for his third season in the Indians organization after serving as Columbus hitting coach in 2018 and Akron hitting coach in 2017...coached in the 2018 International League and 2017 Eastern League All-Star Games...prior to joining the Indians, spent two seasons with the Angels organization where he served as hitting coordinator for the farm system in 2016 and as hitting coach for Triple-A Salt Lake in 2015...spent eight seasons on Major League staffs, including three as hitting coach for the Milwaukee Brewers...led the Brewers to a National League-best 202 home runs and 776 runs scored in 2012...coached in the 2010 and 2011 World Series, as well as the 2011 MLB All-Star Game with the Texas Rangers.

Managerial/Coaching Career: **2003**-Hitting Coach, Helena Brewers (Brewers); **2004**-Manager, Helena Brewers (Brewers); **2005**-Hitting Coach, West Virginia Power (Brewers) & Brevard County Manatees (Brewers); **2006**-Hitting Coach, Helena Brewers (Brewers); **2007**-Video/Administrative Coach, Cincinnati Reds; **2008-2010**-Special Assignment Coach, Texas Rangers; **2011**-Assistant Hitting Coach, Texas Rangers; **2012-2014**-Hitting Coach, Milwaukee Brewers; **2015**-Hitting Coach, Salt Lake Bees (Angels); **2016**-Hitting Coordinator, Los Angeles Angels; **2017**-Hitting Coach, Akron RubberDucks (Indians); **2018**-Hitting Coach, Columbus Clippers (Indians).

Playing Career: Played first base for two seasons in the minor leagues after attending East Carolina University...broke into the professional ranks in 1974 with Johnson City, then the New York Yankees' Rookie-level club, where he hit 15 home runs with 54 RBI in just 68 games...spent the 1975 season at Appleton (A) in the White Sox organization.

Personal/Miscellaneous: Married, wife's name is Gail...has one son, John III, and three daughters, Holden, Julia and Jane...brother Jerry spent 8 seasons as a catcher in the Major Leagues with the Yankees, Mariners and Angels...uncle Sam played parts of three seasons at the Major League level between 1935 and 1943.

Mike Mergenthaler

Bench Coach

Born: January 6, 1989 in Thiells, NY


Resides: Redding, CT

Managerial/Coaching Highlights: Mergenthaler enters his third year with the Indians and first as bench coach with Lynchburg...spent previous two seasons as hitting coach with DSL Indians/Brewers.

Managerial/Coaching Career: **2017-2018**-Hitting Coach, DSL Indians/Brewers.

Playing Career: Selected by the San Francisco Giants in the 32nd round of the 2011 draft...the outfielder played two seasons in the minors, hitting .252 in 102 career games...played four years at University of Richmond.

LAKE COUNTY CAPTAINS (A)



Luke Carlin

Manager

Born: December 20, 1980 in Silver Spring, MD **Resides:** Flower Mound, TX

Managerial/Coaching Highlights: Carlin is set to begin his second season at the helm of Lake County...Under Carlin, the Captains led the Midwest League in home runs (118) in 2018...made his managerial debut in 2017 with Mahoning Valley, guiding the Scrappers to a 44-29 record as they earned the Pinckney Division title...Mahoning Valley finished among the New York-Penn League's top-five in batting average, home runs and staff ERA...enters his fourth season overall coaching in the Indians organization, also serving on the staff of the 2016 Akron RubberDucks, which won

the Eastern League championship.

Managerial/Coaching Career: **2016**-Coach, Akron RubberDucks (Indians); **2017**-Manager, Mahoning Valley Scrappers (Indians); **2018**-Manager, Lake County Captains (Indians).

Playing Career: Drafted by the Detroit Tigers in the 10th round of the 2002 draft...enjoyed a 14-year professional career as a catcher, including parts of four seasons at the Major League level...made his Major League debut on May 10, 2008 with the San Diego Padres and appeared in 36 games that season...spent the 2009 season with the Arizona Diamondbacks, appearing in 10 games...joined the Cleveland Indians organization in 2010, playing in a total of 10 games at the Major League level between 2010 and 2012...briefly returned to the Cleveland organization in 2014, appearing in 61 games for Triple-A Columbus.

Personal/Miscellaneous: Married, wife's name is Kimberly...two daughters, Olivia and Evelyn Kate.

CARLIN'S MANAGERIAL RECORD

YEAR	CLUB	LEAGUE	CLASS	W-L	PCT	POS.	NOTES
2017	Mahoning Valley	NY-Penn	Short-A	44-29	.603	1st	Lost in 1st Round (0-2)
2018	Lake County	Midwest	A	60-79	.432	7th	
MINOR TOTALS				104-108	.4912		

Owen Dew

Pitching Coach

Born: September 26, 1988 in Tallahassee, FL

Resides: Tallahassee, FL

Managerial/Coaching Highlights: Returns for his third season in the Indians organization, joining Lake County after spending 2018 as pitching coach with the AZL Indians 2...served as pitching coach for Mahoning Valley in 2017, helping the Scrappers win the Pinckney Division title on the strength of a stellar pitching staff...Under Dew, Scrappers pitchers ranked second in the New York-Penn League with a 2.92 ERA and sixth in strikeouts with 663 in 648.0 innings.

Managerial/Coaching Career: **2017**-Pitching Coach, Mahoning Valley Scrappers (Indians); **2018**-Pitching Coach, AZL Indians 2 (Indians).

Playing Career: The right-handed pitcher was initially drafted by Los Angeles-AL in the 33rd round of the 2009 draft out of Seminole Community College but opted to play another collegiate season for the University of Central Florida...was drafted in the 21st round by Cleveland in the 2010 draft...spent 2010-2013 in the Indians organization, logging 58 appearances and 152.1 innings in parts of three professional seasons...was named a New York-Penn League All-Star with Mahoning Valley in 2010 but his professional career was cut short by a right elbow injury in 2012.

Personal/Miscellaneous: Attended Lincoln High School in Tallahassee, Fla. before completing a Communications degree at the University of Central Florida...coached at Seminole State College (FL) for three seasons before rejoining the Indians on the Player Development side.

PLAYER DEVELOPMENT

Jason Esposito

Hitting Coach

Born: July 19, 1990 in Bethany, CT

Resides: Bethany, CT

Managerial/Coaching Highlights: Esposito begins his second season in the Cleveland Indians organization, his first with Lake County...made his professional coaching debut in 2018 as the hitting coach with Mahoning Valley...after completing a four-season minor league career in the Baltimore Orioles organization, Esposito served as Director of Operations for The Grind Baseball and Softball Training Facility.

Managerial/Coaching Career: 2018-Hitting Coach, Mahoning Valley Scrappers (Indians).

Playing Career: Drafted out of Amity Regional High School (CT) by Kansas City in the 7th round of the 2008 draft but opted to attend Vanderbilt University...drafted by Baltimore in the 2nd round of the 2011 draft and spent four seasons in the Orioles organization, reaching as high as Double-A Bowie in 2015...finished his playing career with a .230 average, 21 homers and 158 RBI in 397 games in the minor leagues.

Personal/Miscellaneous: Originally from Bethany, Connecticut...enjoys golf, fitness, travel and all things coffee and pizza.

Jordan Smith

Bench Coach

Born: July 5, 1990 in Willmar, MN

Resides: Willmar, MN

Managerial/Coaching Highlights: Smith is set to make his coaching debut in 2019 following a seven-year professional career, including seven in the Cleveland Indians organization.

Managerial/Coaching Career: 2019 will be Smith's first season in the professional coaching ranks.

Playing Career: Drafted by Cleveland in the 9th round of the 2011 draft out of St. Cloud State University, where he was named an All-American in each of his two seasons with the Huskies (2010, 2011) and was selected as the NSIC Player of the Year in 2011...spent 2011-17 in the Indians organization, reaching Triple-A in 2016 and 2017...played the 2018 season with St. Paul and Sioux Falls of the independent American Association.

MAHONING VALLEY SCRAPPERS (A)



Dennis Malavé

Manager

Born: January 6, 1980 in Caracas, VZ

Resides: Goodyear, AZ

Managerial/Coaching Highlights: Malavé will make his managerial debut with Mahoning Valley in 2019, his 15th season in the Cleveland Indians organization... began his coaching career with rookie level Burlington in 2005 and rookie level GCL Indians in 2006 before serving as Major League bullpen catcher with the Indians from 2007-08...coached with rookie level AZL Indians in 2009, Mahoning Valley in 2010, was hitting coach with the AZL Indians from 2011-17 and spent 2018 as the bench coach for Double-A Akron.

Managerial/Coaching Career: **2005**-Coach, Burlington Indians (Indians); **2006**-Coach, GCL Indians (Indians); **2007-2008**-Bullpen Catcher, Cleveland Indians; **2009**-Coach, AZL Indians (Indians); **2010**-Coach, Mahoning Valley Scrappers (Indians); **2011-2017**-Hitting Coach, AZL Indians (Indians); **2018**-Bench Coach, Akron RubberDucks (Indians).

Playing Career: Originally signed by the Indians into the club's Venezuelan Academy in May 1997...spent parts of eight seasons in the Indians organization from 1997-2004, reaching as high as Double-A Akron in 2001... career was curtailed by a nagging wrist injury...concluded his minor league career with an average of .255 with 22 HR and 164 RBI in 472 games.

Personal/Miscellaneous: Married, wife's name is Carolina...has a daughter, Josuannis, and two sons, Josue and Joseph.

Jason Blanton

Pitching Coach

Born: September 10, 1979 in San Antonio, TX

Resides: Raleigh, NC

Managerial/Coaching Highlights: Enters his second season as Mahoning Valley's pitching coach and his third season in the Indians organization after working in the same role for Lake County in 2017....served as a pitching coach in the Mariners organization from 2014-15.

Managerial/Coaching Career: **2014**- Pitching Coach, Pulaski Mariners (Mariners); **2015**-Pitching Coach, Everett AquaSox (Mariners); **2016**-Pitching Coach, New Britain Bees (Atlantic League); **2017**-Pitching Coach, Lake County Captains (Indians); **2018**-Pitching Coach, Mahoning Valley Scrappers (Indians).

Playing Career: Selected by the Chicago Cubs in the 12th round of the 2001 draft out of North Carolina State University...posted a 2.49 ERA in his first season across three Single-A levels in 2001...limited to only 26 games next two campaigns due to arm issues and was subsequently released with a career minor league ERA of 2.42 in 47 games...pitched in the independent Atlantic League, South Coast League and Canadian-American Association from 2005-09.

Personal/Miscellaneous: Married, Jaime...has a daughter, Isabella...hobbies include reading and spending time with his family...drafted by Boston in the 28th round of the 1998 draft out of Eastern Florida State College (Cocoa, Fla.) before attending NC State for two years...prior to joining the Mariners, worked as a pitching coach for USA Baseball at various events...spent the 2011 and 2012 seasons as pitching coach for the Harwich Mariners in the Cape Cod League...graduated from North Carolina State in 2010 with a bachelor's degree in English.

Grant Fink**Hitting Coach****Born:** December 14, 1990 in St. Joseph, MO**Resides:** Spokane, WA

Managerial/Coaching Highlights: Fink rejoins the Mahoning Valley staff after spending 2018 as the bench coach for the Lynchburg Hillcats (Indians) in 2018...made his professional coaching debut as the bench coach for the Mahoning Valley Scrappers in 2017.

Managerial/Coaching Career: **2017**-Bench Coach, Mahoning Valley Scrappers (Indians); **2018**-Bench Coach, Lynchburg Hillcats (Indians).

Playing Career: Selected by the Indians in the 23rd round of the 2013 draft...spent three seasons in the Indians farm system...hit 13 home runs and drove in 60 runs with Lake County in 2014...played for Washington in the independent Frontier League before transitioning to coaching.

Personal/Miscellaneous: Played baseball at Missouri Western State University where he was a finalist for the 2013 Tino Martinez Award, which recognizes the most outstanding player in Division II.

Omir Santos**Bench Coach****Born:** April 29, 1981 in Bayamon, PR**Resides:** Kissimmee, FL

Managerial/Coaching Highlights: Begins his second season as bench coach for Mahoning Valley...made his professional coaching debut with Triple-A Columbus (Indians) in 2016 before serving as bench coach for Double-A Akron (Indians) in 2017.

Managerial/Coaching Career: **2016**-Coach, Columbus Clippers (Indians); **2017**-Bench Coach, Akron RubberDucks (Indians); **2018**-Bench Coach, Mahoning Valley Scrappers (Indians).

Playing Career: Drafted by the New York Yankees in the 21st round of the 2001 draft...had a 12-year professional career as a catcher, including 122 games at the Major League level over five seasons...played for the Baltimore Orioles (2008), New York Mets (2009), Detroit Tigers (2011-12) and Cleveland Indians (2013)...batted .248 (80-for-322) with 7 HR and 41 RBI in 122 Major League games...appeared in one game for the Tribe and 62 games for Triple-A Columbus in 2013...retired after spending the 2014 season with Triple-A Indianapolis (Pittsburgh).

Personal/Miscellaneous: Married, wife's name is Delitza...has a son, Omir...attended East Central Junior College in Missouri.

ARIZONA LEAGUE INDIANS (ROOKIE)



Larry Day

AZ Academy Coordinator

Managerial/Coaching Highlights: Day is set to begin his second campaign at the helm of the AZL Indians, marking his second year as a manager and his fifth season in the Cleveland Indians organization...led the AZL Indians 1 to a league-best 38-16 (.667) record in 2018...made his managerial debut in 2017 with Class-A Lake County...served as hitting coach for High Class-A Lynchburg in 2016, guiding the Hillcats to the top of the Carolina League in home runs (129) and runs scored (763) and second in batting average (.268) and hits (1255)...made his professional coaching debut as the hitting coach for Lake County in 2015...served as the recruiting coordinator at

Ohio University in 2014 and coached pitchers, catchers and hitters...spent 2008-2013 as the first base coach at Vanderbilt University while also working with catchers and hitters...while at Vanderbilt, Day coached in five NCAA Regionals, three NCAA Super Regionals and one NCAA College World Series...helped lead the Commodores to SEC Championships in 2011 and 2013.


Managerial/Coaching Career: **2015**-Hitting Coach, Lake County Captains (Indians); **2016**-Hitting Coach, Lynchburg Hillcats (Indians); **2017**-Manager, Lake County Captains (Indians); **2018**-Manager, AZL Indians 1.

Playing Career: Drafted by the New York Yankees in the 50th round of the 2007 draft...played for the Gulf Coast Yankees in 2007 and the Charleston Riverdogs of the South Atlantic League in 2008.

Personal/Miscellaneous: Graduated from the University of Connecticut in 2007...two-time captain of the baseball team and was selected as an All-Big East Catcher in 2006.

DAY'S MANAGERIAL RECORD

YEAR	CLUB	LEAGUE	CLASS	W-L	PCT	POS.	NOTES
2017	Lake County	Midwest	A	54-85	.388	8th	
2018	AZL Indians 1	Arizona	Rookie	38-16	.667	1st	Lost in First Round
MINOR TOTALS				92-101	.477		



Jerry Owens

AZL Indians 2 Manager

Born: February 16, 1981 in Hollywood, CA

Resides: Phoenix, AZ

Managerial/Coaching Highlights: Owens returns for his second season as manager of the AZL Indians 2 squad after a second-place finish 32-24 (.571) in 2018...made his professional coaching debut in 2017 with Triple-A Columbus (Indians).

Managerial/Coaching Career: **2017**-Coach, Columbus Clippers (Indians); **2018**-Manager, AZL Indians 2 (Indians).

Playing Career: Drafted by the Montreal Expos in the 2nd round of the 2003 draft...spent seven seasons as an outfielder in the Montreal, Seattle and Chicago-AL organizations...appeared in parts of four seasons at the Major League level for the White Sox (2006-2009)...batted .262 (103-for-393) with 1 HR, 18 RBI and 36 steals in 129 Major League games...returned to baseball in 2013 after a four-year absence due to shoulder surgery, playing in the independent Atlantic League...retired from baseball after the 2016 campaign following four seasons in the Mexican League.

Personal/Miscellaneous: Married...has two daughters, Maya and Olivia...originally attended UCLA to play football before switching to baseball.

OWENS' MANAGERIAL RECORD

YEAR	CLUB	LEAGUE	CLASS	W-L	PCT	POS.	NOTES
2018	AZL Indians 2	Arizona	Rookie	32-24	.571	2nd	Lost in Semifinals

Joel Mangrum**AZL Indians 1 Pitching Coach****Born:** March 22, 1983 in Brandon, MS**Resides:** Brandon, MS

Managerial/Coaching Highlights: Entering his second season as pitching coach for the AZL Indians 1, where his staff led the Indians organization in ERA in 2018 at 3.40...joined the Cleveland organization from the University of Louisiana-Monroe, where he was hired in July 2017 to serve as an assistant coach...previously was the pitching coach at New Mexico State University from 2015-2017.

Managerial/Coaching Career: **2006**-Coach, Hinds Community College; **2007-2009**-Pitching Coach/Recruiting Coordinator, Milligan College; **2010-2014**-Pitching Coach/Recruiting Coordinator, Austin Peay State University; **2015-2017**-Pitching Coach, New Mexico State University; **2017**-Pitching Coach/Recruiting Coordinator, University of Louisiana-Monroe; **2018**-Pitching Coach, AZL Indians 1.

Playing Career: Graduated from Northwest Rankin High School (MS) in 2001...was a pitcher and infielder at Hinds Community College (MS) where he earned All-Region honors...played two seasons for Mississippi College, earning All-Conference honorable mention in 2005, the same year he graduated.

Personal/Miscellaneous: Married, wife's name is Andrea...has one daughter, Harlee (5).

Jordan Becker**AZL Indians 1 Hitting Coach****Born:** October 31, 1990**Resides:** Glendale, AZ

Managerial/Coaching Highlights: Will begin his first season in professional baseball as the hitting coach for the AZL Indians 1...joined the Cleveland Indians organization after two seasons as the first base coach at New Mexico State University, helping the Aggies to an NCAA Regional appearance in 2018...spent 2016 as an assistant coach at Riverside Community College (Calif.) and was an assistant varsity coach at Cajon High School in San Bernardino, CA from 2011-2015...served as co-head coach of the Corona Adrenaline College Summer Baseball team in 2016.

Managerial/Coaching Career: **2011-2015**-Assistant Coach, Cajon (Calif.) High School; **2016**-Assistant Coach, Riverside Community College (Calif.); **2017-2018**-First Base Coach, New Mexico State University.

Personal/Miscellaneous: Married, wife's name is Jaqueline...brother, Branden Becker, plays in the Baltimore Orioles organization.

JT Maguire**AZL Indians 1 Bench Coach****Born:** March 1, 1986 in Baltimore, MD**Resides:** Phoenix, AZ

Managerial/Coaching Highlights: Entering his first season as a professional coach, coming to the Cleveland Indians organization after two seasons as an assistant coach and recruiting coordinator at Lander University (S.C.)...served as an assistant coach at Wofford College (S.C.) from 2015-2016 and at Hartford Community College (Md.) from 2013-2014.

Managerial/Coaching Career: **2013-2014**-Assistant Coach, Hartford Community College (Md.); **2015-2016**-Assistant Coach, Wofford College (S.C.); **2017-2018**-Assistant Coach/Recruiting Coordinator, Lander University (S.C.).

Playing Career: Began his collegiate playing career at Delaware Community College before playing his final two seasons at St. Andrews Presbyterian College (N.C.).

Mike Steele**AZL Indians 2 Pitching Coach****Born:** August 22, 1978 in Mt. Pleasant, MI**Resides:** Phoenix, AZ

Managerial/Coaching Highlights: Joins the Cleveland Indians organization after spending the past two seasons as the pitching coach at Wichita State University, where the Shockers lowered their team ERA by over two points (5.97 to 3.91) during his tenure...served as the pitching coach at Long Beach State University from 2015-2016...spent seven seasons in the Pittsburgh Pirates organization, including six as a pitching coach in the minor leagues...began his coaching career as the pitching coach at Michigan State University from 2006-2007.

Managerial/Coaching Career: **2006-2007**-Pitching Coach, Michigan State University; **2008**-Pitching Coach, Lynchburg Hillcats (Pirates); **2009-2010**-Pitching Coach, State College Spikes (Pirates); **2011-2012**-Pitching Coach, Bradenton Marauders (Pirates); **2013**-Pitching Coach, Jamestown Jammers (Pirates); **2014**-Area Scout (Pirates); **2015-2016**-Pitching Coach, Long Beach State University; **2017-18**-Pitching Coach, Wichita State University.

Playing Career: Played collegiately at St. Clair County Community College (MI), Grand Rapids Community College (MI) and Central Michigan University...drafted in the 29th round of the 2000 draft by the Detroit Tigers...retired following the 2005 season after pitching five seasons in the Tigers and Mariners organizations.

Personal/Miscellaneous: Married, wife's name is Lydia...has four children, Maggie Grace (13), Caleb (11), Merritt (8) and Cullen (1)..

Junior Betances**AZL Indians 2 Hitting Coach****Born:** May 26, 1973 in La Vega, DR**Resides:** Perth Amboy, NJ

Managerial/Coaching Highlights: Will serve as hitting coach for AZL Indians 2 for a second season, his 22nd in the Indians organization as a player, coach or executive... coached for Lake County in 2016 and 2017...spent 2011-2015 as the hitting coach of the AZL Indians...spent two seasons as the Director of the Indians' Dominican Academy from 2009-10...began his post-playing career as a coach with the Indians Dominican Summer League team in 2000...was the manager of the DSL Indians from 2002-2005.

Managerial/Coaching Career: **2000-2001**-Coach, DSL Indians (Indians); **2002-2005**-Manager, DSL Indians (Indians); **2006**-Administrator, Dominican Republic (Indians); **2007-2008**-Director, Dominican Operations (Indians); **2009-2010**-Director, Dominican Academy (Indians); **2011-2015**-Hitting Coach, AZL Indians (Indians); **2016**-Hitting Coach, Lake County Captains (Indians); **2017**-Bench Coach, Lake County Captains (Indians); **2018**-Hitting Coach, AZL Indians 2 (Indians).

Playing Career: Married, wife's name is Dilcia, Ramirez...has four children, sons Mike, Angel and Chris and daughter Paula...originally signed as a non-drafted free agent in 1991 by the Milwaukee Brewers...spent six seasons in the Brewers organization before being obtained by the Cleveland Indians in the 1996 Rule 5 draft...advanced as high as the Double-A level...owned a career average of .290 over nine minor league seasons.

Personal/Miscellaneous: Married, wife's name is Dilcia...has three sons (Mike, Angel and Christopher) and one daughter (Scheccid).

Josh Tubbs**AZL Indians 2 Bench Coach****Born:** December 21, 1993 in Camden, TN**Resides:** Goodyear, AZ

Managerial/Coaching Highlights: Tubbs enters his second season in the Indians organization after debuting in 2018 as a bench coach for both the AZL Indians 1 and AZL Indians 2 teams...came to the Indians from Vanderbilt University where he was the Sports Performance Consultant for the spring of 2018.

Managerial/Coaching Career: **2018**-Sports Performance Consultant, Vanderbilt University; Bench Coach, AZL Indians 1/AZL Indians 2 (Indians).

Playing Career: The right-handed pitcher began his collegiate career at Jackson State Community College (Tenn.) before pitching two seasons at Belmont University (TN), posting a 4.75 ERA over 51 games for the Bruins.

Personal/Miscellaneous: Holds a bachelor's degree in Exercise Science and minored in Strength and Conditioning...certified Strength and Conditioning Specialist (CSC) by the NSCA.

INDIANS DOMINICAN SUMMER LEAGUE (ROOKIE)



José Mejía **DR Academy Field Coordinator**


Born: March 19, 1976 in Santo Domingo, DR **Resides:** Santo Domingo, DR

Managerial/Coaching Highlights: Begins his seventh season in the Indians organization with the club's Dominican Summer League team, his first as Field Coordinator after spending the past six seasons as the club's manager...marks his 19th season as a manager, coach or coordinator in the professional ranks...spent 2007-2012 as manager of the Royals' Dominican Summer League squad...began his coaching career in the Dodgers organization as a coach for the Dominican Summer League team and worked in that capacity for seven seasons before joining the Royals.

Managerial/Coaching Career: **2000-2006**-Coach, DSL Dodgers (Dodgers); **2007-2012**-Manager, DSL Royals (Royals); **2013-2018**-Manager, DSL Indians (Indians).

Playing Career: Originally signed with the Los Angeles Dodgers in 1993...played professionally for four seasons in the Dodgers and Braves systems.

Personal/Miscellaneous: Married, wife's name is Marianela...has four children, Alejandro, Christopher, José and Saymon, and the couple is expecting their fifth child, James Alejandro, in March.



Jesus Tavárez **Manager**

Born: March 25, 1971 in Santo Domingo, DR **Resides:** Santo Domingo, DR

Managerial/Coaching Highlights: Begins his sixth season in the Indians organization with the club's Dominican Summer League team, his first as manager after spending the past six seasons as an outfield coach...began his coaching career in 2007 with the San Francisco Giants organization, serving as a manager of the DSL Giants from 2007-2012. Led the DSL Giants to a 274-145 record, including two league championships, three championship series appearances and four division titles.

Managerial/Coaching Career: **2007-2012**-Manager, DSL Giants (Giants); **2014-2018**-Outfield Coach, DSL Indians (Indians).

Playing Career: Signed as a non-drafted free agent by the Seattle Mariners in 1989 and was drafted by the Florida Marlins with the 26th pick in the 1992 expansion draft...played parts of five seasons in the Major Leagues with the Florida Marlins, Boston Red Sox and Baltimore Orioles, hitting .239 with three home runs and 33 RBI over 228 games...concluded his career in the Korean Baseball Association in 2000 and 2001.

Personal/Miscellaneous: Married, wife's name is Maribel...has two children, Jesus Jr. and Altagracia Maribel.

TAVÉREZ MANAGERIAL RECORD

YEAR	CLUB	LEAGUE	CLASS	W-L	PCT	POS.	NOTES
2007	DSL Giants	DSL	Rookie	49-21	.700	1st	
2008	DSL Giants	DSL	Rookie	50-20	.714	1st	Lost in DSL Finals
2009	DSL Giants	DSL	Rookie	52-19	.732	1st	Won DSL Championship
2010	DSL Giants	DSL	Rookie	46-25	.648	1st	Won DSL Championship
2011	DSL Giants	DSL	Rookie	35-32	.522	4th	
2012	DSL Giants	DSL	Rookie	42-28	.600	2nd	
MINOR TOTALS				274-145	.654		

Chris Smith**Hitting Coach****Born:** April 29, 1991 in Decatur, GA**Resides:** Tampa, FL

Managerial/Coaching Highlights: Begins his first season as a professional coach...Smith comes to the Tribe from Hillsborough Community College (FL)...served as an assistant coach at St. Petersburg College (FL) from 2016-18 before joining the Pittsburgh Pirates as an minor league operations intern...began his coaching career as an assistant coach at the College of Central Florida from 2015-2016...spent the summer of 2017 as an assistant coach for the Wisconsin Woodchucks of the Northwest League...managed the North Jersey Eagles of the Atlantic Collegiate Baseball League in the summers of 2015 and 2016.

Managerial/Coaching Career: **2015-16** - Assistant Coach, College of Central Florida; Manager, North Jersey Eagles (Atlantic Collegiate Baseball League); **2017** - Assistant Coach, Wisconsin Woodchucks (Northwoods League); **2016-18** - Assistant Coach, St. Petersburg College (FL); 2018 - Minor League Operations Intern, Pittsburgh Pirates; Assistant Coach, Hillsborough Community College (FL).

Playing Career: Began his collegiate career at Ellsworth Community College (IA) before spending three seasons at Wagner College (NY), earning All-Northeast Conference honors as a junior and senior.

Personal/Miscellaneous: Has a girlfriend, Courtney...enjoys golfing and reading in his spare time.

Carlos Fermín**Bench/Infield Coach****Born:** July 12, 1973 in Mao Valverde, DR**Resides:** Mao Valverde, DR

Managerial/Coaching Highlights: Begins his 19th season with the Indians as the bench and infield coach for the DSL club.

Managerial/Coaching Career: **2000-2018**-Infield Coach, DSL Indians (Indians).

Playing Career: Signed as a non-drafted free agent by the Detroit Tigers in 1989...played professionally for six seasons in the Tigers organization where he had a career average of .210 with a HR and 81 RBI in 374 games.

Personal/Miscellaneous: Married, wife's name is Jenny...has three children, Carlos, Christina and Rosette...brother of former Indians shortstop, Félix.

Ordomar Valdez**Bench Coach DSL Co-op****Born:** April 27, 1994 in San Pedro de Macoris, DR**Resides:** San Pedro de Macoris, DR

Managerial/Coaching Highlights: Begins his second season as a professional coach, serving as the bench coach for the Indians/Brewers DSL co-op team.

Managerial/Coaching Career: **2018**-Coach, DSL Indians (Indians).

Playing Career: Signed as a non-drafted free agent by the Cleveland Indians in 2018...played professionally for seven seasons, including six in the Tribe organization, reaching Triple-A Columbus in 2016...finished his playing career with Pittsburg of the independent Pacific Association in 2017.

Personal/Miscellaneous: Married...has one daughter, Oriana Isabella.

Jesús Sánchez**Pitching Coach****Born:** October 11, 1974 in Nizao, Dominican Republic**Resides:** Bani, Dominican Republic

Managerial/Coaching Highlights: Begins his seventh season as a pitching coach for the DSL Indians after making his professional coaching debut in 2013.

Managerial/Coaching Career: **2013-2018**-Pitching Coach, DSL Indians (Indians).

Playing Career: Originally signed as an amateur free agent by the New York Mets on June 7, 1992...made his Major League debut on March 31, 1998 with the Florida Marlins...pitched in parts of seven seasons in the Majors with Florida, Chicago (NL), Colorado and Cincinnati, compiling a 5.32 ERA in 162 games from 1998-2004.

Personal/Miscellaneous: Married, wife's name is Yeslina...has five children, Samantha, Melany, Rachely, Jesly and Tribe minor league infielder Dorsyss Paulino.

AGUILAR, Daniel**OF**HEIGHT: 5-10
WEIGHT: 175BATS: L
THROWS: LBORN: September 16, 2000 in Turbaco, Colombia
RESIDES: Turbaco, Colombia
OBTAINED: Non-Drafted Free Agent (10/9/17)

YEAR	CLUB	AVG	G	AB	R	H	2B	3B	HR	RBI	SH	SF	HBP	BB	SO	SB	CS	SLG	OBP	OPS	E
2018	DSL Indians	.283	42	127	27	36	6	3	0	12	3	2	1	28	36	8	7	.378	.411	.789	5

AIKEN, Brady**LHP**HEIGHT: 6-4
WEIGHT: 205
SIGNED BY: Mike Soper
SCHOOL: IMG Academy (FL)/ Cathedral Catholic HS (SD, CA)BATS: L
THROWS: LBORN: August 16, 1996 in Cardiff by the Sea, CA
RESIDES: Cardiff by the Sea, CA
OBTAINED: 1st Round Selection (17th overall) by Indians in June, 2015 Draft

CAREER HIGHLIGHTS: 2018 - Did not pitch... 2017 - Led Midwest League with 27 starts... 2016 - Made 13 starts/14 appearances in his first professional season... averaged 11.1 strikeouts per 9.0 innings (57K/46.1IP)... named No. 4 prospect in the Indians organization by *Baseball America* entering the 2017 season... 2015 - Enrolled at the IMG Academy and made one appearance before undergoing "Tommy John" surgery on March 26... ranked as the No. 3 prospect and Best Curveball in the Indians Farm System by *Baseball America* entering the 2016 season... ranked No. 99 on *ESPN's* Top 100 prospect list entering the 2016 season... 2014 - Named a 2014 *Perfect Game* USA 1st Team All-American and led Team USA to the gold medal at the 18U World Cup in Taiwan in September 2013... selected by the Houston Astros with the 1st overall pick in the 2014 Draft but did not sign... was the fifth LHP to be selected No. 1 overall and the first since David Price (Tampa Bay) in 2007.

YEAR	CLUB	W-L	ERA	G	GS	CG	SHO	SV	IP	H	R	ER	HR	HB	BB	SO	WP	BK	AVG	SLG	OBP
2016	Mahoning Valley	2-1	4.43	5	5	0	0	0	22.1	20	12	11	3	1	8	22	2	0	.233	.419	.299
	AZL Indians	0-4	7.13	9	8	0	0	0	24.0	32	26	19	1	0	13	35	1	0	.308	.423	.385
2017	Lake County	5-#13	4.77	27	*27	0	0	0	132.0	134	83	70	12	6	*101	89	13	1	.277	.409	.404
2018									DID NOT PLAY												
Minor Lge. Totals		7-18	5.05	41	40	0	0	0	178.1	186	121	100	16	7	122	146	16	1	.276	.412	.389

ALFONSECA, Pedro**OF**HEIGHT: 6-0
WEIGHT: 178
SIGNED BY: Pete Loizzo
SCHOOL: Black Hawk CC (IL)BATS: R
THROWS: RBORN: September 4, 1997 in Santo Domingo, DR
RESIDES: Overland Park, KS
OBTAINED: 17th Round Selection by Indians in June, 2017 Draft**CAREER HIGHLIGHTS:** 2017 - Placed on DL with left shin stress reaction July 6 and missed the remainder of season.

YEAR	CLUB	AVG	G	AB	R	H	2B	3B	HR	RBI	SH	SF	HBP	BB	SO	SB	CS	SLG	OBP	OPS	E
2017	AZL Indians	.250	2	8	2	2	0	1	0	0	0	0	0	3	1	0	500	.250	.750	0	
2018	AZL Indians 1	.216	31	111	28	24	3	3	2	14	0	0	6	7	35	7	1	.351	.298	.650	2
Minor Lge. Totals		.218	33	119	30	26	3	4	2	14	0	0	6	7	38	8	1	.361	.295	.656	2

ALGARIN, Erick**RHP**HEIGHT: 6-1
WEIGHT: 195BATS: R
THROWS: RBORN: March 31, 1995 in Ocumare del Tuy, VZ
RESIDES: Santa Lucia, VZ
OBTAINED: Non-Drafted Free Agent (4/9/13)**CAREER HIGHLIGHTS:** 2018 - Tied for fourth in New York-Penn League in saves (7) and tied for 10th in appearances (21)... spent April 5-June 15 on DL with right shoulder strain... led Mahoning Valley in saves (7).

YEAR	CLUB	W-L	ERA	G	GS	CG	SHO	SV	IP	H	R	ER	HR	HB	BB	SO	WP	BK	AVG	SLG	OBP
2013	DSL Indians	2-0	2.63	13	5	0	0	1	41.0	39	17	12	2	1	12	34	5	1	.244	.356	.301
2014	AZL Indians	2-1	2.32	11	0	0	0	1	31.0	25	8	8	1	2	8	33	0	0	.219	.298	.280
2015	Mahoning Valley	0-0	3.86	6	0	0	0	0	9.1	6	4	4	0	1	4	9	0	0	.200	.233	.314
	AZL Indians	3-0	3.60	14	0	0	0	2	25.0	18	11	10	1	1	7	32	3	0	.202	.326	.265
2016	Lake County	0-1	3.27	22	0	0	0	3	33.0	25	15	12	1	3	11	47	3	0	.217	.322	.295
2017	AZL Indians	0-0	0.00	2	0	0	0	0	1.0	1	0	0	0	0	1	1	0	0	.250	.250	.400
2018	Mahoning Valley	2-2	3.04	21	0	0	0	7	23.2	14	13	8	2	2	8	34	1	0	.177	.291	.267
Minor Lge. Totals		9-4	2.96	89	5	0	0	14	164.0	128	68	54	7	10	51	190	12	1	.217	.318	.287

ALVAREZ, Manuel**RHP**HEIGHT: 6-3
WEIGHT: 200BATS: R
THROWS: RBORN: September 17, 1995 in Santo Domingo, DR
RESIDES: Bonao, DR
OBTAINED: Non-Drafted Free Agent (6/9/17)**CAREER HIGHLIGHTS:** 2018 - Tied for 6th in New York-Penn League in appearances (22).

YEAR	CLUB	W-L	ERA	G	GS	CG	SHO	SV	IP	H	R	ER	HR	HB	BB	SO	WP	BK	AVG	SLG	OBP
2018	Lake County	1-2	10.97	12	0	0	0	0	10.2	14	15	13	1	1	7	10	7	2	.333	.548	.431
	Mahoning Valley	1-0	2.28	22	0	0	0	5	27.2	14	10	7	1	3	18	26	5	0	.151	.194	.304
Minor Lge. Totals		2-2	4.70	34	0	0	0	5	38.1	28	25	20	2	4	25	36	12	2	.207	.304	.345

ANGULO, Argenis**RHP**

HEIGHT: 6-3
WEIGHT: 220
SIGNED BY: Mark Allen
SCHOOL: Ranger College

BATS: R
THROWS: R
BORN: February 26, 1994 in Araure, VZ
RESIDES: Araure, VZ
OBTAINED: 19th Round Selection by Indians in June, 2014 Draft

CAREER HIGHLIGHTS: 2018 - Led Akron in appearances (47), good for 6th in Eastern League...2017 - Led Indians organization with 15 saves and led Lynchburg with 31 games finished...named Carolina League Mid-Season All-Star...2016 - Named New York-Penn League Pitcher of the Week for June 20-26 after working 6.2 scoreless innings over three games (1H, 2BB, 9K).

YEAR	CLUB	W-L	ERA	G	GS	CG	SHO	SV	IP	H	R	ER	HR	HB	BB	SO	WP	BK	AVG	SLG	OBP
2014	AZL Indians	2-0	7.80	13	0	0	0	1	15.0	20	13	13	1	2	6	27	3	1	.313	.516	.384
2015	AZL Indians	0-0	13.50	3	1	0	0	0	2.0	1	3	3	1	1	5	3	1	0	.125	.500	.500
2016	Columbus	0-0	0.00	1	0	0	0	0	1.1	1	0	0	0	0	3	3	1	0	.200	.200	.500
	Akron	0-0	6.23	2	0	0	0	0	4.1	4	3	3	2	0	2	1	0	0	.222	.667	.300
	Lake County	2-0	1.06	8	0	0	0	0	17.0	7	5	2	1	1	5	17	1	0	.130	.204	.213
	Mahoning Valley	1-0	1.19	11	0	0	0	1	22.2	10	3	3	1	1	8	28	1	0	.137	.233	.232
2017	Lynchburg	5-2	2.29	41	0	0	0	15	55.0	31	15	14	1	2	27	68	11	1	.160	.216	.269
2018	Akron	2-5	5.23	47	0	0	0	8	51.2	59	36	30	4	6	29	64	4	0	.286	.422	.384
	Minor Lge. Totals	12-7	3.62	126	1	0	0	25	169.0	133	78	68	11	13	85	211	22	2	.214	.333	.318

ARAJO, Luis**RHP**

HEIGHT: 6-1
WEIGHT: 155
THROWS: R

BATS: R
BORN: August 1, 1996 in Maracaibo, VZ
RESIDES: Maracaibo, VZ
OBTAINED: Non-Drafted Free Agent (1/3/13)

CAREER HIGHLIGHTS: 2018 - Tied for 10th in New York-Penn League in appearances (21)...2014 - Missed the entire season due to a right elbow injury.

YEAR	CLUB	W-L	ERA	G	GS	CG	SHO	SV	IP	H	R	ER	HR	HB	BB	SO	WP	BK	AVG	SLG	OBP
2013	DSL Indians	0-6	4.04	14	14	0	0	0	49.0	50	32	22	1	6	24	36	5	0	.266	.394	.364
2014									INJURED--DID NOT PLAY												
2015	DSL Indians	1-3	4.15	9	5	0	0	0	26.0	27	18	12	1	3	10	27	3	0	.267	.347	.351
2016	DSL Indians	3-0	1.01	11	5	0	0	2	35.2	19	9	4	1	6	5	33	2	0	.158	.217	.226
2017	Mahoning Valley	0-1	9.00	2	0	0	0	0	3.0	3	3	3	0	1	1	7	0	0	.273	.364	.385
	AZL Indians	0-4	8.54	16	0	0	0	0	26.1	39	29	25	1	3	14	29	4	3	.342	.465	.418
2018	Mahoning Valley	2-1	5.60	21	1	0	0	2	35.1	35	22	22	2	6	14	34	5	0	.261	.366	.355
	Minor Lge. Totals	6-15	4.52	73	25	0	0	4	175.1	173	113	88	6	25	68	166	19	3	.259	.361	.346

ARIAS, Skylar**LHP**

HEIGHT: 6-3
WEIGHT: 190
SIGNED BY: David Compton
SCHOOL: Tallahassee CC

BATS: L
THROWS: L
BORN: June 30, 1997 in Jacksonville, FL
RESIDES: Orange Park, FL
OBTAINED: 24th Round Selection by Indians in June, 2016 Draft

YEAR	CLUB	W-L	ERA	G	GS	CG	SHO	SV	IP	H	R	ER	HR	HB	BB	SO	WP	BK	AVG	SLG	OBP
2016	AZL Indians	1-1	3.72	11	0	0	0	0	19.1	18	11	8	0	1	3	20	3	1	.234	.390	.268
2017	AZL Indians	0-0	1.23	5	0	0	0	0	7.1	2	2	1	1	0	4	14	0	0	.083	.208	.214
2018	Lake County	0-1	4.63	15	0	0	0	1	23.1	24	14	12	1	3	15	33	3	0	.267	.367	.385
	Mahoning Valley	0-0	1.64	7	0	0	0	0	11.0	10	2	2	0	1	2	18	0	0	.238	.357	.289
	Minor Lge. Totals	1-2	3.39	38	0	0	0	1	61.0	54	29	23	2	5	24	85	6	1	.232	.356	.314

ARTILES, Reny**RHP**

HEIGHT: 6-0
WEIGHT: 160
THROWS: R

BATS: R
BORN: January 17, 2002 in Montecristi, DR
RESIDES: Montecristi, DR
OBTAINED: Non-Drafted Free Agent (11/11/18)

BÁEZ, Jose**INF**

HEIGHT: 5-9
WEIGHT: 146
THROWS: R

BATS: S
BORN: August 30, 2002 in Bani, DR
RESIDES: Bani, DR
OBTAINED: Non-Drafted Free Agent (8/31/18)

CAREER HIGHLIGHTS: Younger brother of Indians infielder José Ramírez.

BAUTISTA, Adenys**RHP**

HEIGHT: 6-3
WEIGHT: 170
THROWS: R

BATS: R
BORN: August 6, 1998 in Bonao, DR
RESIDES: Bonao, DR
OBTAINED: Non-Drafted Free Agent (11/9/17)

YEAR	CLUB	W-L	ERA	G	GS	CG	SHO	SV	IP	H	R	ER	HR	HB	BB	SO	WP	BK	AVG	SLG	OBP
2018	DSL Indians	0-5	4.78	13	1	0	0	0	26.1	24	22	14	2	4	16	22	11	3	.242	.384	.367

PLAYER DEVELOPMENT

BENAVENTE, Brandon**C**HEIGHT: 5-9
WEIGHT: 200BATS: R
THROWS: RBORN: September 3, 1997 in Caracas, VZ
RESIDES: Carrizal, VZ

OBTAINED: Minor League Free Agent (6/18/18)

YEAR	CLUB	AVG	G	AB	R	H	2B	3B	HR	RBI	SH	SF	HBP	BB	SO	SB	CS	SLG	OBP	OPS	E
2015	DSL Astros	.214	37	112	16	24	7	0	0	10	2	0	15	11	26	2	2	.277	.362	.639	7
2016	DSL Astros	.152	13	33	3	5	0	0	0	3	1	1	2	7	3	0	1	.152	.326	.477	5
	GCL Astros	.333	7	12	0	4	1	0	0	1	0	0	1	0	3	0	1	.417	.385	.801	0
2017	DSL Astros	.171	40	111	12	19	3	0	1	14	0	3	10	13	28	4	2	.225	.307	.532	2
2018	AZL Indians 1	.000	1	4	0	0	0	0	0	1	0	0	0	0	1	0	0	.000	.000	.000	0
Minor Lge. Totals		.191	98	272	31	52	11	0	1	29	3	4	28	31	61	6	6	.243	.332	.574	14

BENSON, Will**OF**HEIGHT: 6-5
WEIGHT: 215BATS: L
THROWS: LBORN: June 16, 1998 in Atlanta, GA
RESIDES: Atlanta, GA

OBTAINED: 1st Round Selection (14th overall) by Indians in June, 2016 Draft

SIGNED BY: CT Bradford

SCHOOL: Westminster Schools (GA)

CAREER HIGHLIGHTS: 2018 - Voted Best Athlete in Indians Farm System by *Baseball America* entering 2019 season...named Midwest League Mid-Season All-Star...led the Midwest League in home runs (22), finished 3rd in walks (82) and tied for 9th in games played (123)...led Lake County in home runs (22), RBI (58), walks (82), games played (123) and runs (54)...**2017** - Tied for New York-Penn League lead with 10 home runs...also led league in HR/AB ratio (1/20.20) and ranked 3rd in RBI (36)...named Best Athlete in Indians organization entering 2018 by *Baseball America*. **2016** - Named 2016 Rawlings Perfect Game All-American 1st Team...selected to USA 18U National Team, including a trip to the WBSC 18U Baseball World Cup in Nishinomiya, Japan.

YEAR	CLUB	AVG	G	AB	R	H	2B	3B	HR	RBI	SH	SF	HBP	BB	SO	SB	CS	SLG	OBP	OPS	E
2016	AZL Indians	.209	44	158	31	33	10	3	6	27	0	0	4	22	60	10	2	.424	.321	.745	1
2017	Mahoning Valley	.238	56	202	29	48	8	5	#10	36	0	0	3	31	80	7	1	.475	.347	.823	2
2018	Lake County	.180	123	416	54	75	11	1	*22	58	0	1	7	82	152	12	6	.370	.324	.694	8
Minor Lge. Totals		.201	223	776	114	156	29	9	38	121	0	1	14	135	292	29	9	.409	.329	.738	11

BERARDI, Jesse**INF**HEIGHT: 5-10
WEIGHT: 185BATS: L
THROWS: RBORN: January 13, 1996 in Mineola, NY
RESIDES: Commack, NY

OBTAINED: 10th Round Selection by Indians in June, 2017 Draft

SIGNED BY: Pat Shortt

SCHOOL: St. John's

CAREER HIGHLIGHTS: 2018 - Spent July 19-August 3 on the DL with left hamstring strain...**2017** - Named New York-Penn League Mid-Season All-Star...in final NCAA season, led St. John's to regionals after hitting .356 (80-for-225) with 10 2B, 4 HR and 47 RBI in 55 games...reached base in 37 straight games and ranked in top-100 nationally in batting average, on-base percentage and hits per game...was All-Big East first-team selection and CoSIDA Academic All-American second-team choice.

YEAR	CLUB	AVG	G	AB	R	H	2B	3B	HR	RBI	SH	SF	HBP	BB	SO	SB	CS	SLG	OBP	OPS	E
2017	Mahoning Valley	.284	38	155	16	44	7	0	1	15	0	1	1	6	31	2	3	.348	.313	.661	8
2018	Lake County	.234	69	261	30	61	13	2	3	21	0	3	3	19	54	11	2	.333	.290	.624	4
Minor Lge. Totals		.252	107	416	46	105	20	2	4	36	0	4	4	25	85	13	5	.339	.298	.637	12

BRACHO, Aaron**INF**HEIGHT: 5-11
WEIGHT: 175BATS: S
THROWS: RBORN: April 24, 2001 in El Tigrto, VZ
RESIDES: El Tigre, VZ

OBTAINED: Non-Drafted Free Agent (7/2/17)

CAREER HIGHLIGHTS: 2018 - Did not play due to injury (right elbow fracture).**BRADY, Sean****LHP**HEIGHT: 5-11
WEIGHT: 185BATS: L
THROWS: LBORN: June 9, 1994 in Cheverly, MD
RESIDES: Cape Coral, FL

OBTAINED: 5th Round Selection by Indians in June, 2013 Draft

SIGNED BY: Mike Soper

SCHOOL: Ida S Baker HS (FL)

CAREER HIGHLIGHTS: 2018 - Led Eastern League in starts (27) and finished 3rd in innings pitched (143.0), both tops on Akron...led Akron in strikeouts (95)...**2017** - Limited to 10 games due to left shoulder strain...on DL from April 6-July 23...went 2-1, 2.78 (7 ER in 22.2 IP) with Glendale Desert Dogs in Arizona Fall League after minor league season...**2016** - Tied for Carolina League lead in wins (12)...led Lynchburg in innings (145.1)...**2015** - Ranked 4th in Midwest League in innings (146.1)...**2014** - Named New York-Penn League Mid-Season All-Star.

YEAR	CLUB	W-L	ERA	G	GS	CG	SHO	SV	IP	H	R	ER	HR	HB	BB	SO	WP	BK	AVG	SLG	OBP
2013	AZL Indians	0-1	1.97	10	10	0	0	0	32.0	24	11	7	2	2	6	30	2	0	.205	.291	.256
2014	Lake County	0-1	13.50	1	1	0	0	0	2.2	6	6	4	2	0	2	0	0	4.29	1.000	500	
	Mahoning Valley	2-4	2.79	14	14	0	0	0	71.0	68	28	22	2	2	27	44	3	0	.250	.335	.320
2015	Lake County	7-12	3.81	26	26	1	0	0	146.1	151	76	62	15	2	29	118	4	3	.264	.416	.300
2016	Lynchburg	#12-6	4.95	26	25	1	0	0	145.1	*180	*97	80	11	3	46	118	8	1	.304	.456	.354
2017	Lynchburg	3-1	3.18	4	4	0	0	0	22.2	19	9	8	1	1	8	15	1	0	.221	.337	.295
	Lake County	1-0	1.00	4	4	0	0	0	18.0	12	2	2	0	1	1	13	1	0	.182	.197	.206
	AZL Indians	0-0	7.50	2	2	0	0	0	6.0	8	5	5	0	1	1	7	0	0	.320	.640	.370
2018	Columbus	1-0	3.60	1	1	0	0	0	5.0	5	2	2	1	0	2	5	0	0	.263	.474	.333
	Akron	7-7	4.53	27	*27	0	0	0	143.0	148	85	72	17	3	53	95	11	0	.272	.437	.334
Minor Lge. Totals		33-32	4.01	115	114	2	0	0	592.0	621	321	264	51	15	175	447	30	4	.269	.412	.322

BRETON, Albert**RHP**HEIGHT: 6-3
WEIGHT: 165BATS: R
THROWS: RBORN: Moca, DR
RESIDES: Moca, DR
OBTAINED: Non-Drafted Free Agent (1/2/19)**BROOKS, Trenton****OF**HEIGHT: 6-0
WEIGHT: 180
SIGNED BY: Don Lyle
SCHOOL: NevadaBATS: L
THROWS: LBORN: July 3, 1995 in Alpine, CA
RESIDES: Alpine, CA
OBTAINED: 17th Round Selection by Indians in June, 2016 Draft**CAREER HIGHLIGHTS: 2018** - Finished tied for 3rd in the Carolina League in doubles (28), 7th in batting average (.281) and tied for 7th in on-base percentage (.362)...led Lynchburg in batting average (.281) and on-base percentage (.362) and tied for team lead in RBI (52).

YEAR	CLUB	AVG	G	AB	R	H	2B	3B	HR	RBI	SH	SF	HBP	BB	SO	SB	CS	SLG	OBP	OPS	E
2016	AZL Indians	.222	35	126	12	28	9	0	0	10	3	3	1	8	18	3	2	.294	.268	.562	1
2017	Lynchburg	.000	3	7	0	0	0	0	0	0	0	0	0	1	0	0	.000	.000	.000	1	
	Lake County	.214	29	112	11	24	5	0	1	8	0	0	2	12	26	0	1	.286	.302	.587	1
2018	Lynchburg	.281	107	388	47	109	28	3	5	52	1	5	7	45	66	2	1	.407	.362	.769	3
Minor Lge. Totals		.254	174	633	70	161	42	3	6	70	4	8	10	65	111	5	4	.359	.330	.688	6

BROOM, Robert**RHP**HEIGHT: 6-1
WEIGHT: 190
SIGNED BY: CT Bradford
SCHOOL: MercerBATS: R
THROWS: RBORN: September 17, 1996 in East Ridge, TN
RESIDES: Rising Fawn, GA
OBTAINED: 10th Round Selection by Indians in June, 2018 Draft

YEAR	CLUB	W-L	ERA	G	GS	CG	SHO	SV	IP	H	R	ER	HR	HB	BB	SO	WP	BK	AVG	SLG	OBP
2018	Lake County	2-1	1.17	17	0	0	0	2	23.0	11	3	3	0	2	10	30	1	0	.141	.154	.250
	AZL Indians 2	0-0	1.69	5	0	0	0	2	5.1	5	2	1	0	0	9	1	0	.250	.350	.250	
Minor Lge. Totals		2-1	1.27	22	0	0	0	4	28.1	16	5	4	0	2	10	39	2	0	.163	.194	.250

BURGOS, Raymond**LHP**HEIGHT: 6-5
WEIGHT: 170
SIGNED BY: Juan AlvarezBATS: L
THROWS: LBORN: November 29, 1998 in Rio Grande, PR
RESIDES: Rio Grande, PR
OBTAINED: 18th Round Selection by Indians in June, 2016 Draft**CAREER HIGHLIGHTS: 2018** - Led AZL Indians 1 and tied for 7th in the Arizona League in strikeouts (58).

YEAR	CLUB	W-L	ERA	G	GS	CG	SHO	SV	IP	H	R	ER	HR	HB	BB	SO	WP	BK	AVG	SLG	OBP
2018	AZL Indians 1	3-2	3.78	12	8	0	0	0	52.1	55	26	22	2	1	17	58	2	2	.275	.385	.333
	Mahoning Valley	0-0	0.00	1	1	0	0	0	5.2	5	0	0	0	0	9	0	0	.227	.227	.227	
Minor Lge. Totals		3-2	3.41	13	9	0	0	0	58.0	60	26	22	2	1	17	67	2	2	.270	.369	.323

CALICA, Andrew**OF**HEIGHT: 6-1
WEIGHT: 190
SIGNED BY: Carlos Muniz
SCHOOL: UC Santa BarbaraBATS: L
THROWS: RBORN: March 5, 1994 in La Jolla, CA
RESIDES: Chula Vista, CA
OBTAINED: 11th Round Selection by Indians in June, 2016 Draft**CAREER HIGHLIGHTS: 2018** - Named Eastern League Mid-Season All-Star...led the Indians organization in runs scored (78)...finished 2nd in Eastern League in on-base percentage (.389), 3rd in runs scored (78), 3rd in stolen bases (27) and tied for 8th in walks (55)...led Akron in batting average (.278), stolen bases (27) and on-base percentage (.389)...**2017** - Finished 3rd in Carolina League and led Lynchburg in on-base percentage (.368)...**2016** - Batted .382 in 50 games between Mahoning Valley and Lake County...despite mid-season promotion, finished 2nd for Mahoning Valley in hits (54), runs (29) and RBI (27)...named a New York-Penn League Mid-Season All-Star.

YEAR	CLUB	AVG	G	AB	R	H	2B	3B	HR	RBI	SH	SF	HBP	BB	SO	SB	CS	SLG	OBP	OPS	E
2016	Lake County	.359	10	39	5	14	3	0	1	5	0	0	2	1	11	1	1	.513	.405	.918	0
	Mahoning Valley	.388	40	139	29	54	7	6	2	27	1	3	15	16	16	14	3	.568	.491	1.060	0
2017	Lynchburg	.274	103	376	64	103	22	3	6	40	4	4	15	43	84	14	9	.396	.368	.764	2
2018	Akron	.278	115	421	78	117	21	1	6	49	2	1	22	55	104	27	5	.375	.389	.764	3
Minor Lge. Totals		.295	268	975	176	288	53	10	15	121	7	8	54	115	215	56	18	.416	.397	.813	5

PLAYER DEVELOPMENT

CALL, Alex**OF**

HEIGHT: 5-11
 WEIGHT: 185
 SIGNED BY: N/A
 SCHOOL: Ball State

BATS: R
 THROWS: R

BORN: September 27, 1994 in Burnsville, MN
 RESIDES: Roberts, WI
 OBTAINED: Acquired from the Chicago White Sox in exchange for Yonder Alonso (12/14/18)

CAREER HIGHLIGHTS: 2017 - Was on DL from April 16-July 19 with right rib cage strain...2016 - Selected in the third round of the 2016 draft by the Chicago White Sox out of Ball State University.

YEAR	CLUB	AVG	G	AB	R	H	2B	3B	HR	RBI	SH	SF	HBP	BB	SO	SB	CS	SLG	OBP	OPS	E
2016	Great Falls	.308	27	107	19	33	3	1	3	17	1	0	7	19	18	4	4	.439	.444	.883	1
2016	Kannapolis	.308	46	185	23	57	17	0	3	18	1	1	1	15	40	10	2	.449	.361	.810	0
2017	Kannapolis	.248	38	145	24	36	9	1	3	22	3	1	3	16	33	2	2	.386	.333	.720	3
	Winston-Salem	.244	10	41	2	10	3	1	0	5	0	0	1	3	11	2	1	.366	.311	.677	1
	AZL White Sox	.059	13	51	8	3	1	0	0	6	0	2	1	7	5	1	0	.078	.180	.259	0
2018	Winston-Salem	.256	56	195	35	50	11	3	5	28	2	3	1	35	52	4	6	.421	.368	.788	0
	Birmingham	.242	67	236	28	57	17	1	7	30	1	2	5	25	75	2	1	.411	.325	.736	2
Minor Lge. Totals		.256	257	960	139	246	61	7	21	126	8	9	19	120	234	25	16	.400	.348	.748	7

CANTU, Ulysses**INF**

HEIGHT: 5-11
 WEIGHT: 220
 SIGNED BY: Blaze Lambert
 SCHOOL: Boswell (TX)

BATS: R
 THROWS: R

BORN: May 1, 1998 in Lake Worth, FL
 RESIDES: Fort Worth, TX
 OBTAINED: 6th Round Selection by Indians in June, 2016 Draft

CAREER HIGHLIGHTS: 2018 - Placed on DL on July 8 with right wrist strain and missed remainder of season.

YEAR	CLUB	AVG	G	AB	R	H	2B	3B	HR	RBI	SH	SF	HBP	BB	SO	SB	CS	SLG	OBP	OPS	E
2016	AZL Indians	.202	30	109	11	22	2	0	1	9	1	0	3	12	42	0	0	.248	.298	.546	4
2017	Mahoning Valley	.254	54	209	17	53	10	0	4	25	0	1	3	17	66	0	0	.359	.317	.676	6
2018	Lake County	.173	69	237	27	41	12	0	8	20	1	0	5	24	78	0	0	.325	.263	.588	9
Minor Lge. Totals		.209	153	555	55	116	24	0	13	54	2	1	11	53	186	0	0	.323	.290	.613	19

CARDENAS, Ruben**OF**

HEIGHT: 6-2
 WEIGHT: 185
 SIGNED BY: David Compton
 SCHOOL: Cal State Fullerton

BATS: R
 THROWS: R

BORN: October 10, 1997 in Burbank, CA
 RESIDES: Saugus, CA
 OBTAINED: 16th Round Selection by Indians in June, 2018 Draft

CAREER HIGHLIGHTS: 2018 - Named Arizona League Postseason All-Star...finished 6th in Arizona League in doubles (13) and tied for 9th in on-base percentage (.397)...led AZL Indians 1 in doubles (13).

YEAR	CLUB	AVG	G	AB	R	H	2B	3B	HR	RBI	SH	SF	HBP	BB	SO	SB	CS	SLG	OBP	OPS	E
2018	AZL Indians 1	.300	37	130	20	39	13	3	0	26	1	0	3	18	19	3	0	.446	.397	.844	1
	Mahoning Valley	.385	5	13	5	5	2	0	0	4	0	0	0	5	1	0	1	.538	.556	1.094	0
Minor Lge. Totals		.308	42	143	25	44	15	3	0	30	1	0	3	23	20	3	1	.455	.414	.868	1

CARTER, Jodd**OF**

HEIGHT: 5-10
 WEIGHT: 175
 SIGNED BY: Don Lyle
 SCHOOL: Hilo HS (HI)

BATS: R
 THROWS: R

BORN: July 20, 1996 in Hilo, HI
 RESIDES: Hilo, HI
 OBTAINED: 24th Round Selection by Indians in June, 2014 Draft

CAREER HIGHLIGHTS: 2018 - Led Lynchburg in home runs (10) and tied for team lead in RBI (52).

YEAR	CLUB	AVG	G	AB	R	H	2B	3B	HR	RBI	SH	SF	HBP	BB	SO	SB	CS	SLG	OBP	OPS	E
2014	AZL Indians	.291	37	127	25	37	5	0	1	17	1	3	1	15	28	7	2	.354	.363	.717	2
2015	Mahoning Valley	.233	41	159	15	37	8	1	3	17	1	1	3	2	20	2	1	.352	.255	.607	5
	AZL Indians	.273	16	55	8	15	6	0	1	13	0	2	3	9	14	1	0	.436	.391	.828	1
2016	Lynchburg	.333	2	6	0	2	2	0	0	1	0	0	0	1	3	0	0	.667	.429	1.095	1
	Lake County	.276	38	145	18	40	5	0	2	11	0	0	2	20	36	2	0	.352	.371	.723	2
	Mahoning Valley	.242	28	99	10	24	7	1	2	12	0	2	4	8	33	0	0	.394	.319	.713	1
2017	Lynchburg	.239	115	385	51	92	17	4	11	46	5	2	4	47	125	9	5	.390	.326	.716	1
2018	Lynchburg	.244	103	365	54	89	20	3	10	52	4	3	4	47	96	11	6	.397	.334	.731	2
	Akron	.290	19	69	6	20	0	1	1	4	1	0	2	3	12	0	0	.362	.338	.700	0
Minor Lge. Totals		.252	399	1410	187	356	70	10	31	173	12	13	23	152	367	32	14	.382	.332	.714	15

CELESTEN, Nehemias**INF**

HEIGHT: 6-1
 WEIGHT: 195

BATS: R
 THROWS: R

BORN: February 3, 2000 in Bani, DR
 RESIDES: Santo Domingo, DR
 OBTAINED: Non-Drafted Free Agent (7/2/16)

CAREER HIGHLIGHTS: 2018 - Placed on DL on August 4 with left knee injury and missed remainder of season.

YEAR	CLUB	AVG	G	AB	R	H	2B	3B	HR	RBI	SH	SF	HBP	BB	SO	SB	CS	SLG	OBP	OPS	E
2017	DSL Indians	.241	49	166	22	40	10	1	3	19	0	1	4	29	47	0	1	.367	.365	.732	16
2018	DSL Indians	.163	13	43	2	7	2	1	0	6	0	1	0	8	12	0	1	.256	.288	.544	0
Minor Lge. Totals		.225	62	209	24	47	12	2	3	25	0	2	4	37	59	0	2	.344	.349	.694	16

CERDA, Erlin

INF

HEIGHT: 5-9
WEIGHT: 170

BATS: R
THROWS: R

BORN: May 5, 1994 in Santiago de los Caballeros, DR
RESIDES: Santiago de los Caballeros, DR
OBTAINED: Non-Drafted Free Agent (11/16/12)

CAREER HIGHLIGHTS: **2018** - Limited to 42 games due to four DL stints: June 19-26 and July 5-27 (right oblique strain), August 4-14 (right quad strain) and August 21-September 10 (right shoulder strain)...**2017** - Limited to 12 games due to left wrist sprain...**2016** - Led Mahoning Valley with 35 RBI... New York-Penn League Mid-Season All-Star.

YEAR	CLUB	AVG	G	AB	R	H	2B	3B	HR	RBI	SH	SF	HBP	BB	SO	SB	CS	SLG	OBP	OPS	E
2013	DSL Indians	.253	60	198	29	50	18	2	0	16	3	1	9	35	25	12	7	.364	.387	.750	11
2014	DSL Indians	.313	65	214	48	67	14	6	0	33	3	4	6	35	36	23	2	.435	.417	.852	20
2015	AZL Indians	.223	29	103	14	23	3	2	0	9	1	1	6	4	18	3	4	.291	.289	.581	8
2016	Lake County	.182	7	22	0	4	1	0	0	2	1	0	0	2	10	0	0	.227	.250	.477	3
	Mahoning Valley	.233	59	206	25	48	8	1	5	35	0	6	5	16	50	8	6	.354	.296	.651	8
2017	Lake County	.231	7	26	3	6	2	1	0	3	0	0	0	0	7	1	0	.385	.231	.615	2
	AZL Indians	.267	5	15	2	4	2	0	0	1	0	0	1	1	4	1	0	.400	.353	.753	0
2018	Lynchburg	.222	32	99	12	22	8	0	0	5	3	0	0	8	27	1	1	.303	.280	.583	7
	Lake County	.179	9	28	4	5	0	0	0	1	1	0	1	0	9	2	0	.179	.207	.385	0
	AZL Indians 2	.333	1	3	1	1	0	0	0	0	0	0	0	0	1	0	0	.333	.333	.667	0
Minor Lge. Totals		.252	274	914	138	230	56	12	5	105	12	12	28	101	187	51	20	.356	.340	.696	59

CESPEDES, Cristopher

OF

HEIGHT: 6-3
WEIGHT: 200

BATS: R
THROWS: R

BORN: May 18, 1998 in Santo Domingo, DR
RESIDES: Santo Domingo Este, DR
OBTAINED: Non-Drafted Free Agent (7/2/14)

CAREER HIGHLIGHTS: **2016** - Missed final month of season due to a left wrist injury, which required surgery in October.

YEAR	CLUB	AVG	G	AB	R	H	2B	3B	HR	RBI	SH	SF	HBP	BB	SO	SB	CS	SLG	OBP	OPS	E
2015	DSL Indians	.210	65	210	21	44	11	3	4	28	1	2	7	21	64	1	3	.348	.300	.648	2
2016	AZL Indians	.111	2	9	0	1	0	0	0	0	0	0	0	1	2	0	0	.111	.200	.311	1
	DSL Indians	.229	33	118	15	27	3	1	2	10	0	0	4	2	28	4	0	.322	.266	.588	1
2017	DSL Indians	.338	27	80	16	27	5	3	3	11	0	0	2	9	15	0	2	.588	.418	1.005	6
	DSL Co-op	.293	25	92	13	27	8	1	2	17	1	2	2	7	12	3	2	.467	.350	.817	6
2018	AZL Indians 1	.163	13	43	1	7	3	0	0	2	0	1	0	0	10	0	0	.233	.159	.392	1
	AZL Indians 2	.253	28	87	14	22	5	1	1	10	0	1	2	11	24	2	1	.368	.347	.714	1
Minor Lge. Totals		.243	193	639	80	155	35	9	12	78	2	6	17	51	155	10	8	.382	.313	.695	18

CESPEDES, Francis

LHP

HEIGHT: 6-4
WEIGHT: 185

BATS: L
THROWS: L

BORN: September 28, 1994 in Los Alcarrazos, DR
RESIDES: Los Alcarrazos, DR
OBTAINED: Minor League Free Agent (8/1/18)

CAREER HIGHLIGHTS: **2018** - Released by Los Angeles-NL on March 25, signed by Cleveland on August 1 and did not pitch.

YEAR	CLUB	W-L	ERA	G	GS	CG	SHO	SV	IP	H	R	ER	HR	HB	BB	SO	WP	BK	AVG	SLG	OBP
2016	AZL Dodgers	0-0	9.42	10	0	0	0	0	14.1	19	21	15	0	3	13	27	16	0	.311	.410	.449
2017	Ogden	4-0	11.79	21	0	0	0	0	23.2	28	34	31	0	11	36	31	19	2	.318	.375	.543
2018									DID NOT PITCH												
Minor Lge. Totals		4-0	10.89	31	0	0	0	0	38.0	47	55	46	0	14	49	58	35	2	.315	.389	.508

CIVALE, Aaron

RHP

HEIGHT: 6-1
WEIGHT: 210

BATS: R
THROWS: R

BORN: June 12, 1995 in East Windsor, CT
RESIDES: East Windsor, CT
OBTAINED: 3rd Round Selection by Indians in June, 2016 Draft
SCHOOL: Northeastern

CAREER HIGHLIGHTS: **2018** - Voted Best Control in Indians Farm System by *Baseball America* entering 2019 season...limited to 21 starts due to three DL stints: May 6-June 8 (right shoulder strain), August 8-17 (blister) and August 29-September 26 (right back strain)...voted Best Slider in Indians Farm System entering 2018 by *Baseball America*...**2017** - Led organization with 13 wins, divided between Lake County (2) and Lynchburg (1)...ranked 2nd among all Indians minor leaguers with 164.2 innings pitched...named Carolina League Player of the Month for August, after going 6-0 with a 1.93 ERA (9 ER in 42.0 IP) in 6 starts.

YEAR	CLUB	W-L	ERA	G	GS	CG	SHO	SV	IP	H	R	ER	HR	HB	BB	SO	WP	BK	AVG	SLG	OBP
2016	Mahoning Valley	0-2	1.67	13	13	0	0	0	37.2	23	11	7	0	2	8	28	1	1	.180	.242	.239
2017	Lake County	2-4	4.58	10	10	0	0	0	57.0	64	34	29	2	3	5	53	3	2	.284	.413	.308
	Lynchburg	11-2	2.59	17	17	0	0	0	107.2	96	38	31	11	2	9	88	4	0	.238	.354	.257
2018	Akron	5-7	3.89	21	21	0	0	0	106.1	115	56	46	12	2	21	78	3	3	.276	.403	.310
Minor Lge. Totals		18-15	3.29	61	61	0	0	0	308.2	298	139	113	25	9	43	247	11	6	.254	.371	.284

PLAYER DEVELOPMENT

CLEMENT, Ernie**INF**

HEIGHT: 6-0
 WEIGHT: 170
 SIGNED BY: Bob Mayer
 SCHOOL: Virginia

BATS: R
 THROWS: R

BORN: March 22, 1996 in Rochester, NY
 RESIDES: Pittsford, NY
 OBTAINED: 4th Round Selection by Indians in June, 2017 Draft

CAREER HIGHLIGHTS: 2018 - Voted Best Strike-Zone Discipline in Indians Farm System by *Baseball America* prior to 2019 season.

YEAR	CLUB	AVG	G	AB	R	H	2B	3B	HR	RBI	SH	SF	HBP	BB	SO	SB	CS	SLG	OBP	OPS	E
2017	Mahoning Valley	.280	45	175	32	49	9	1	0	13	3	0	3	6	12	6	2	.343	.315	.658	6
2018	Lynchburg	.346	33	133	29	46	7	0	1	13	3	1	4	15	7	5	3	.421	.425	.846	2
	Lake County	.267	54	221	34	59	14	1	1	15	1	1	1	23	21	11	6	.353	.337	.690	14
	Akron	.246	15	65	9	16	5	1	0	5	0	0	0	3	7	2	1	.354	.279	.633	1
Minor Lge. Totals		.286	147	594	104	170	35	3	2	46	7	2	8	47	47	24	12	.365	.346	.711	23

CLEMMER, Dakody**RHP**

HEIGHT: 6-2
 WEIGHT: 200
 SIGNED BY: Ryan Perry
 SCHOOL: Central Arizona College

BATS: R
 THROWS: R

BORN: January 19, 1996 in Vancouver, WA
 RESIDES: Vancouver, WA
 OBTAINED: 19th Round Selection by Indians in June, 2016 Draft

YEAR	CLUB	W-L	ERA	G	GS	CG	SHO	SV	IP	H	R	ER	HR	HB	BB	SO	WP	BK	AVG	SLG	OBP
2016	AZL Indians	1-0	7.71	17	0	0	0	0	18.2	21	18	16	0	4	13	21	3	0	.288	.466	.418
2017	AZL Indians	0-1	0.00	3	0	0	0	1	3.0	2	1	0	0	0	1	5	0	0	.182	.182	.250
2018	Lake County	1-2	3.49	15	0	0	0	1	28.1	38	13	11	1	2	12	21	5	0	.325	.419	.391
	Mahoning Valley	2-0	1.77	13	0	0	0	3	20.1	13	7	4	0	0	2	22	3	1	.171	.211	.192
Minor Lge. Totals		4-3	3.97	48	0	0	0	5	70.1	74	39	31	1	6	28	69	11	1	.267	.365	.344

COLLINS, Gavin**C**

HEIGHT: 5-11
 WEIGHT: 205
 SIGNED BY: Chuck Bartlett
 SCHOOL: Mississippi State

BATS: R
 THROWS: R

BORN: July 17, 1995 in Newport Beach, CA
 RESIDES: Lake Forest, CA
 OBTAINED: 13th Round Selection by Indians in June, 2016 Draft

CAREER HIGHLIGHTS: 2018 - Limited to 67 games due to two DL stints: May 1-13 (right back strain) and May 29-July 12 (right triceps strain).

YEAR	CLUB	AVG	G	AB	R	H	2B	3B	HR	RBI	SH	SF	HBP	BB	SO	SB	CS	SLG	OBP	OPS	E
2016	Mahoning Valley	.260	48	173	19	45	8	1	0	19	0	1	2	22	28	0	0	.318	.348	.666	14
2017	Lake County	.270	40	141	23	38	5	1	8	19	0	2	2	14	30	0	0	.489	.340	.829	10
2017	Lynchburg	.275	40	142	18	39	16	0	4	35	0	4	3	13	45	1	1	.472	.340	.811	8
2018	Lynchburg	.232	62	228	28	53	20	1	5	36	3	1	6	14	46	1	2	.395	.293	.688	11
	AZL Indians 2	.176	5	17	0	3	1	0	0	0	0	0	0	0	3	0	0	.235	.176	.412	0
Minor Lge. Totals		.254	195	701	88	178	50	3	17	109	3	8	13	63	152	2	3	.407	.323	.730	43

CONTRERAS, Jeikol**INF**

HEIGHT: 6-0
 WEIGHT: 175

BATS: L
 THROWS: R

BORN: April 14, 2000 in Santo Domingo, DR
 RESIDES: Santiago de los Caballeros, DR
 OBTAINED: Non-Drafted Free Agent (7/2/16)

YEAR	CLUB	AVG	G	AB	R	H	2B	3B	HR	RBI	SH	SF	HBP	BB	SO	SB	CS	SLG	OBP	OPS	E
2017	DSL Indians	.175	53	171	23	30	11	1	2	19	2	1	3	33	54	2	5	.287	.317	.604	18
2018	DSL Indians Co-op	.197	38	122	9	24	7	1	3	22	0	4	1	23	39	2	6	.344	.320	.664	18
	DSL Indians	.190	18	58	6	11	4	0	0	10	0	1	0	11	20	1	2	.259	.314	.573	18
Minor Lge. Totals		.185	109	351	38	65	22	2	5	51	2	6	4	67	113	5	13	.302	.318	.620	54

COOPER, Michael**INF**

HEIGHT: 6-5
 WEIGHT: 180
 SIGNED BY: Kyle Van Hook
 SCHOOL: Ridge Point HS (TX)

BATS: L
 THROWS: R

BORN: July 27, 1999 in Houston, TX
 RESIDES: Missouri City, TX
 OBTAINED: 33rd Round Selection by Indians in June, 2017 Draft

YEAR	CLUB	AVG	G	AB	R	H	2B	3B	HR	RBI	SH	SF	HBP	BB	SO	SB	CS	SLG	OBP	OPS	E
2017	AZL Indians	.219	45	169	19	37	9	4	3	27	0	2	2	17	33	1	0	.373	.295	.668	3
2018	AZL Indians 1	.278	39	158	23	44	7	0	3	22	0	4	1	10	36	2	0	.380	.318	.698	2
	Mahoning Valley	.222	9	27	0	6	2	0	0	2	0	0	0	2	6	1	0	.296	.276	.572	0
Minor Lge. Totals		.246	93	354	42	87	18	4	6	51	0	6	3	29	75	4	0	.370	.304	.674	5

CORDONES, Miguel**RHP**HEIGHT: 6-6
WEIGHT: 180BATS: R
THROWS: RBORN: September 16, 1999 in San Pedro de Macoris, DR
RESIDES: San Pedro de Macoris, DR
OBTAINED: Non-Drafted Free Agent (10/13/18)**CRUZ, Robert****RHP**HEIGHT: 6-3
WEIGHT: 170BATS: R
THROWS: RBORN: April 11, 2000 in Mao, DR
RESIDES: Mao, DR
OBTAINED: Non-Drafted Free Agent (1/20/18)

YEAR	CLUB	W-L	ERA	G	GS	CG	SHO	SV	IP	H	R	ER	HR	HB	BB	SO	WP	BK	AVG	SLG	OBP
2018	DSL Co-op	0-3	8.58	10	8	0	0	2	35.2	55	35	34	0	10	15	17	4	0	.359	.464	.447
	DSL Indians	0-1	6.14	2	2	0	0	0	7.1	14	9	5	2	0	7	5	0	0	.412	.647	.512
Minor Lge. Totals		0-4	8.16	12	10	0	0	2	43.0	69	44	39	2	10	22	22	4	0	.369	.497	.459

DE LA CRUZ, Joel**RHP**HEIGHT: 6-2
WEIGHT: 190BATS: R
THROWS: RBORN: November 9, 1996 in Nagua, DR
RESIDES: Nagua, DR
OBTAINED: Non-Drafted Free Agent (6/11/17)

CAREER HIGHLIGHTS: 2018 - Did not pitch due to right shoulder injury, spending season in extending spring training.

YEAR	CLUB	W-L	ERA	G	GS	CG	SHO	SV	IP	H	R	ER	HR	HB	BB	SO	WP	BK	AVG	SLG	OBP
2015	DSL Royals	2-2	4.15	10	0	0	0	2	21.2	24	14	10	0	0	9	15	2	2	.267	.322	.330
2016	DSL Royals	5-0	0.91	13	0	0	0	4	29.2	15	5	3	0	1	7	25	1	0	.146	.223	.207
2017	DSL Indians	4-0	2.76	17	0	0	0	3	29.1	26	11	9	1	2	6	18	2	2	.236	.291	.286
2018		INJURED--DID NOT PITCH																			
Minor Lge. Totals		11-2	2.45	40	0	0	0	9	80.2	65	30	22	1	3	22	58	5	4	.215	.277	.273

DE LA CRUZ, Moises**INF**HEIGHT: 5-8
WEIGHT: 155BATS: S
THROWS: RBORN: August 9, 2001 in Higuey, DR
RESIDES: San Pedro de Macoris, DR
OBTAINED: Non-Drafted Free Agent (8/12/17)

YEAR	CLUB	AVG	G	AB	R	H	2B	3B	HR	RBI	SH	SF	HBP	BB	SO	SB	CS	SLG	OBP	OPS	E
2018	DSL Co-op	.217	42	152	22	33	4	2	0	13	0	0	1	15	43	9	3	.270	.292	.561	14
	DSL Indians	.069	7	29	0	2	1	0	0	2	0	0	0	1	9	1	0	.103	.100	.203	14
Minor Lge. Totals		.193	49	181	22	35	5	2	0	15	0	0	1	16	52	10	3	.243	.263	.506	28

DE OLEO, Henderson**INF**HEIGHT: 6-4
WEIGHT: 210BATS: R
THROWS: RBORN: February 11, 1998 in Santo Domingo Centro, DR
RESIDES: Santo Domingo Oeste, DR
OBTAINED: Non-Drafted Free Agent (7/2/14)

YEAR	CLUB	AVG	G	AB	R	H	2B	3B	HR	RBI	SH	SF	HBP	BB	SO	SB	CS	SLG	OBP	OPS	E
2015	DSL Indians	.189	62	169	18	32	5	0	4	21	2	0	6	28	52	0	2	.290	.325	.615	16
2016	DSL Indians	.159	44	132	17	21	6	1	0	11	1	1	6	20	42	1	1	.220	.296	.515	7
2017	DSL Indians	.263	50	133	37	35	5	1	6	25	0	0	6	27	37	1	0	.451	.410	.861	6
2018	AZL Indians 2	.220	47	173	24	38	8	1	3	19	0	2	4	19	62	2	2	.329	.308	.638	9
Minor Lge. Totals		.208	203	607	96	126	24	3	13	76	3	3	22	94	193	4	5	.321	.333	.655	38

DeGROAT, Jack**RHP**HEIGHT: 6-2
WEIGHT: 195
SIGNED BY: Aaron Etchison
SCHOOL: LibertyBATS: R
THROWS: RBORN: November 29, 1996 in Fairfax, VA
RESIDES: Purcellville, VA
OBTAINED: 11th Round Selection by Indians in June, 2018 Draft

CAREER HIGHLIGHTS: 2018 - Did not pitch due to injury (right elbow strain).

PLAYER DEVELOPMENT

DELGADO, Raynel**INF**

HEIGHT: 6-2

BATS: S

BORN: April 4, 2000 in Havana, Cuba

WEIGHT: 185

THROWS: R

RESIDES: Miami Lakes, FL

SIGNED BY: Andrew Krause

OBTAINED: 6th Round Selection by Indians in June, 2018 Draft

SCHOOL: Calvary Christian HS (Fla.)

CAREER HIGHLIGHTS: 2018 - Tied for 3rd in Arizona League in walks (30), tied for 5th in on-base percentage (.409), finished 6th in runs scored (34) and tied for 7th in hits (53)...led AZL Indians 2 in walks (30) and on-base percentage (.409) and tied for team lead in doubles (10).

YEAR	CLUB	AVG	G	AB	R	H	2B	3B	HR	RBI	SH	SF	HBP	BB	SO	SB	CS	SLG	OBP	OPS	E
2018	AZL Indians 2	.306	46	173	34	53	10	0	1	21	1	0	0	30	44	10	2	.382	.409	.790	11

DeMASI, Dominic**RHP**

HEIGHT: 6-3

BATS: R

BORN: May 18, 1993 in Long Island, NY

WEIGHT: 190

THROWS: R

RESIDES: Savannah, GA

SIGNED BY: Mike Bradford

OBTAINED: 31st Round Selection by Indians in June, 2014 Draft

SCHOOL: Valdosta St.

CAREER HIGHLIGHTS: 2018 - Tied for Akron team lead in wins (8).

YEAR	CLUB	W-L	ERA	G	GS	CG	SHO	SV	IP	H	R	ER	HR	HB	BB	SO	WP	BK	AVG	SLG	OBP
2014	Mahoning Valley	0-2	4.91	15	0	0	0	0	18.1	22	15	10	1	1	10	13	1	0	.301	.411	.384
2015	Mahoning Valley	2-0	3.12	13	1	0	0	1	34.2	28	13	12	0	0	10	19	4	1	.215	.238	.271
	Lake County	1-0	4.80	8	0	0	0	1	15.0	13	10	8	1	2	8	12	1	0	.217	.300	.329
2016	Lake County	6-3	4.07	28	1	0	0	1	48.2	58	24	22	4	1	16	41	8	1	.293	.429	.347
	Lynchburg	2-1	7.04	11	2	0	0	0	23.0	29	21	18	2	1	9	12	3	0	.290	.490	.351
2017	Akron	1-0	1.80	1	1	0	0	0	5.0	2	1	1	0	0	1	6	1	0	.118	.176	.167
	Lynchburg	7-4	2.58	31	13	1	0	2	101.0	85	31	29	5	2	22	58	7	0	.230	.317	.276
2018	Columbus	1-2	5.21	5	4	0	0	0	19.0	23	12	11	3	1	7	14	1	0	.319	.500	.378
	Akron	8-2	7.24	28	7	0	0	1	68.1	85	64	55	9	6	19	48	6	0	.300	.495	.353
Minor Lge. Totals		28-14	4.49	140	29	1	0	6	333.0	345	191	166	25	14	102	223	32	2	.265	.391	.322

DIAZ, Yainer**C**

HEIGHT: 6-0

BATS: R

BORN: September 21, 1998 in Azua, DR

WEIGHT: 195

THROWS: R

RESIDES: Azua, DR

OBTAINED: Non-Drafted Free Agent (12/7/16)

CAREER HIGHLIGHTS: 2018 - Named Arizona League Postseason All-Star...led Indians organization in batting average (.355)...finished 2nd in the Arizona League in batting average, 4th in slugging percentage (.503), 5th in OPS (.890), tied for 5th in hits (55), tied for 5th in triples (4) and tied for 9th in total bases (78)...led AZL Indians 2 in hits (55), batting average (.355) and RBI (28) and tied for team lead in triples (4).

YEAR	CLUB	AVG	G	AB	R	H	2B	3B	HR	RBI	SH	SF	HBP	BB	SO	SB	CS	SLG	OBP	OPS	E
2017	DSL Indians	.294	42	153	12	45	8	1	1	21	0	2	4	3	18	0	1	.379	.321	.700	9
2018	AZL Indians 2	.355	41	155	27	55	9	4	2	28	1	0	1	7	18	1	0	.503	.387	.890	1
Minor Lge. Totals		.325	83	308	39	100	17	5	3	49	1	2	5	10	36	1	1	.442	.354	.796	10

DOMINGUEZ, Ronny**OF**

HEIGHT: 6-0

BATS: R

BORN: June 5, 1997 in El Seibo, DR

WEIGHT: 175

THROWS: R

RESIDES: San Pedro De Macoris, DR

OBTAINED: Non-Drafted Free Agent (8/15/15)

YEAR	CLUB	AVG	G	AB	R	H	2B	3B	HR	RBI	SH	SF	HBP	BB	SO	SB	CS	SLG	OBP	OPS	E
2016	DSL Indians	.266	58	207	23	55	3	3	2	19	1	2	6	10	58	12	10	.338	.316	.654	9
2017	AZL Indians	.215	43	149	22	32	5	3	3	12	0	0	0	12	52	4	2	.349	.273	.622	6
2018	AZL Indians 1	.276	10	29	8	8	1	2	0	0	0	0	1	7	9	2	1	.448	.432	.881	0
	Mahoning Valley	.227	32	88	11	20	5	1	0	4	2	0	0	7	26	3	5	.307	.284	.591	5
Minor Lge. Totals		.243	143	473	64	115	14	9	5	35	3	2	7	36	145	21	18	.342	.305	.647	20

DRAPER, Zack**LHP**

HEIGHT: 6-3

BATS: L

BORN: October 18, 1994 in Sandy, UT

WEIGHT: 200

THROWS: L

RESIDES: West Jordan, UT

SIGNED BY: Conor Glassey

OBTAINED: 30th Round Selection by Indians in June, 2017 Draft

SCHOOL: College of Idaho

CAREER HIGHLIGHTS: 2018 - Tied for 2nd in New York-Penn League in wins (7), tied for 5th in strikeouts (65), 6th in ERA (3.04) and tied for 7th in starts (13)...led Mahoning Valley in wins (7), ERA (3.04) and strikeouts (65).

YEAR	CLUB	W-L	ERA	G	GS	CG	SHO	SV	IP	H	R	ER	HR	HB	BB	SO	WP	BK	AVG	SLG	OBP
2017	Mahoning Valley	2-0	2.13	6	1	0	0	0	12.2	11	3	3	0	1	2	12	2	0	.224	.286	.269
	Lake County	0-0	5.40	1	0	0	0	0	1.2	4	1	1	0	0	0	3	2	0	.444	.556	.444
	AZL Indians	0-1	4.73	10	0	0	0	0	13.1	17	11	7	0	0	9	13	6	0	.340	.400	.433
2018	Lake County	0-1	3.38	3	2	0	0	0	13.1	12	5	5	1	0	3	9	3	0	.250	.333	.294
	Mahoning Valley	7-4	3.04	14	13	1	1	0	68.0	69	30	23	4	2	14	65	7	0	.261	.367	.301
Minor Lge. Totals		9-6	3.22	34	16	1	1	0	109.0	113	50	39	5	3	28	102	20	0	.269	.362	.317

ECHOLS, Riley**RHP**HEIGHT: 6-4
WEIGHT: 205BATS: R
THROWS: RBORN: April 12, 1995 in Tupelo, MS
RESIDES: Collierville, TNSIGNED BY: Chuck Bartlett
SCHOOL: Freed-Hardeman (TN)

OBTAINED: 24th Round Selection by Indians in June, 2017 Draft

CAREER HIGHLIGHTS: 2017 - Tied for 1st in New York-Penn League with 23 appearances.

YEAR	CLUB	W-L	ERA	G	GS	CG	SHO	SV	IP	H	R	ER	HR	HB	BB	SO	WP	BK	AVG	SLG	OBP
2017	Mahoning Valley	1-1	3.86	#23	0	0	0	2	32.2	33	18	14	0	2	12	23	7	0	.266	.371	.333
2018	Lynchburg	0-0	11.57	1	0	0	0	0	2.1	5	3	3	1	1	0	1	0	0	.556	1.000	.545
	Lake County	1-5	4.10	27	0	0	0	2	37.1	34	21	17	6	2	22	31	5	0	.248	.416	.360
Minor Lge. Totals		2-6	4.23	51	0	0	0	4	72.1	72	42	34	7	5	34	55	12	0	.267	.415	.354

EICHHORN, Brian**RHP**HEIGHT: 6-1
WEIGHT: 225BATS: R
THROWS: RBORN: August 15, 1997 in Savannah, GA
RESIDES: Richmond Hill, GASIGNED BY: CT Bradford
SCHOOL: Georgia Southern

OBTAINED: 9th Round Selection by Indians in June, 2018 Draft

CAREER HIGHLIGHTS: 2018 - Did not pitch due to injury (right forearm strain).

ELADIO, Miguel**INF**HEIGHT: 6-1
WEIGHT: 160BATS: R
THROWS: RBORN: May 10, 1996 in Villa Mella, DR
RESIDES: Villa Liberacion, DR

OBTAINED: Non-Drafted Free Agent (1/7/14)

YEAR	CLUB	AVG	G	AB	R	H	2B	3B	HR	RBI	SH	SF	HBP	BB	SO	SB	CS	SLG	OBP	OPS	E
2014	DSL Indians	.226	61	195	30	44	3	4	0	9	1	0	3	12	43	16	6	.282	.281	.563	24
2015	AZL Indians	.168	37	131	12	22	4	0	1	9	1	1	0	9	41	6	3	.221	.220	.441	8
2016	Mahoning Valley	.313	4	16	2	5	2	0	1	4	0	1	0	2	2	0	0	.625	.368	.993	1
	AZL Indians	.246	32	114	17	28	1	3	0	10	2	1	3	5	33	5	2	.307	.293	.600	11
2017	Lake County	.242	95	355	39	86	11	4	7	28	1	1	3	11	103	2	2	.355	.270	.625	17
2018	Lake County	.230	52	183	14	42	6	3	3	28	3	0	0	9	45	2	0	.344	.266	.610	14
	Mahoning Valley	.125	4	8	2	1	1	0	0	0	1	0	0	2	3	0	0	.250	.300	.550	0
Minor Lge. Totals		.228	285	1002	116	228	28	14	12	88	9	4	9	50	270	31	13	.319	.270	.589	75

ENGELMANN, Jonathan**OF**HEIGHT: 6-4
WEIGHT: 210BATS: R
THROWS: RBORN: September 18, 1996 in Lancaster, PA
RESIDES: San Mateo, CASIGNED BY: Aaron Etchison
SCHOOL: Michigan

OBTAINED: 31st Round Selection by Indians in June, 2018 Draft

YEAR	CLUB	AVG	G	AB	R	H	2B	3B	HR	RBI	SH	SF	HBP	BB	SO	SB	CS	SLG	OBP	OPS	E
2018	Mahoning Valley	.400	3	10	2	4	0	1	1	3	0	0	0	1	4	0	0	.900	.455	1.355	--
	AZL Indians 2	.315	35	108	23	34	6	2	4	24	0	0	6	11	25	8	3	.519	.408	.927	5
Minor Lge. Totals		.322	38	118	25	38	6	3	5	27	0	0	6	12	29	8	3	.551	.412	.963	5

EUBANK, Luke**RHP**HEIGHT: 6-1
WEIGHT: 180BATS: R
THROWS: RBORN: February 24, 1994 in Ventura, CA
RESIDES: Camarillo, CASIGNED BY: Carlos Muniz
SCHOOL: Oxnard College

OBTAINED: 15th Round Selection by Indians in June, 2014 Draft

CAREER HIGHLIGHTS: 2017 - Began season on DL (right back sprain)...made 5 rehab appearances with AZL Indians before reinstatement on July 8...made 10 relief appearances for Glendale Desert Dogs in Arizona Fall League...2016 - Appeared in 18 games for Lynchburg before being placed on DL on July 13...had surgery to repair right shoulder/lat tendon on August 2.

YEAR	CLUB	W-L	ERA	G	GS	CG	SHO	SV	IP	H	R	ER	HR	HB	BB	SO	WP	BK	AVG	SLG	OBP
2014	Mahoning Valley	0-1	2.25	17	0	0	0	3	20.0	21	6	5	0	1	5	16	0	0	.276	.368	.329
2015	Lake County	2-3	2.70	41	0	0	0	5	50.0	39	18	15	3	0	11	52	5	0	.217	.333	.262
2016	Lynchburg	2-2	4.97	18	0	0	0	1	25.1	32	16	14	0	1	11	21	2	0	.327	.418	.393
2017	Lake County	0-0	0.00	3	0	0	0	0	4.0	2	0	0	0	0	2	3	0	0	.143	.214	.250
	AZL Indians	0-0	0.00	5	2	0	0	0	5.1	3	0	0	0	0	2	6	0	0	.158	.211	.238
	Lynchburg	2-0	1.42	12	0	0	0	3	12.2	6	4	2	2	1	6	13	0	0	.128	.277	.241
2018	Columbus	3-2	4.54	32	0	0	0	2	39.2	40	25	20	4	5	16	31	2	0	.267	.393	.347
	Akron	2-0	0.56	13	0	0	0	3	16.0	12	1	1	0	1	7	26	3	0	.203	.237	.299
Minor Lge. Totals		11-8	2.97	141	2	0	0	17	173.0	155	70	57	9	9	60	168	12	0	.241	.345	.312

PLAYER DEVELOPMENT

FARHAT, Cody**OF**

HEIGHT: 5-11
 WEIGHT: 185
 SIGNED BY: Blaze Lambert
 SCHOOL: Texas Tech

BATS: R
 THROWS: R

BORN: September 26, 1996 in Plano, TX
 RESIDES: Plano, TX
 OBTAINED: 23rd Round Selection by Indians in June, 2018 Draft

YEAR	CLUB	AVG	G	AB	R	H	2B	3B	HR	RBI	SH	SF	HBP	BB	SO	SB	CS	SLG	OBP	OPS	E
2018	AZL Indians 1	.271	20	70	10	19	5	1	1	10	0	0	3	7	11	3	1	.414	.363	.777	1

FELIZ, Daritzon**LHP**

HEIGHT: 6-2
 WEIGHT: 175

BATS: L
 THROWS: L

BORN: August 19, 1999 in Santo Domingo Centro, DR
 RESIDES: San Pedro de Macoris, DR
 OBTAINED: Non-Drafted Free Agent (3/13/17)

YEAR	CLUB	W-L	ERA	G	GS	CG	SHO	SV	IP	H	R	ER	HR	HB	BB	SO	WP	BK	AVG	SLG	OBP
2017	DSL Co-op	0-7	6.32	12	12	0	0	0	47.0	55	37	33	2	6	25	33	11	1	.307	.436	.408
2018	AZL Indians 2	1-3	7.64	10	8	0	0	0	33.0	46	32	28	1	6	22	36	6	0	.338	.471	.448
Minor Lge. Totals		1-10	6.86	22	20	0	0	0	80.0	101	69	61	3	12	47	69	17	1	.321	.451	.426

FERMIN, Jose**SS**

HEIGHT: 5-11
 WEIGHT: 160

BATS: R
 THROWS: R

BORN: March 29, 1999 in Puerto Plata, DR
 RESIDES: Puerto Plata, DR
 OBTAINED: Non-Drafted Free Agent (7/2/15)

CAREER HIGHLIGHTS: 2018 - Finished 2nd in New York-Penn League in walks (39), 3rd in games played (71), tied for 3rd in hits (70), 4th in stolen bases (17), tied for 4th in runs scored (47), 5th in at-bats (251), 5th in on-base percentage (.391), tied for 6th in triples (4) and 9th in total bases (96)... Voted Best Defensive Infielder in Indians Farm System by *Baseball America* entering 2019 season.

YEAR	CLUB	AVG	G	AB	R	H	2B	3B	HR	RBI	SH	SF	HBP	BB	SO	SB	CS	SLG	OBP	OPS	E
2016	DSL Indians	.224	16	58	5	13	4	2	0	8	0	1	0	7	11	2	2	.362	.303	.665	4
2017	AZL Indians	.229	45	166	24	38	11	1	1	14	2	2	7	5	19	5	2	.325	.278	.603	21
2018	Mahoning Valley	.279	71	251	47	70	12	4	2	26	5	3	9	39	26	17	4	.382	.391	.773	8
Minor Lge. Totals		.255	132	475	76	121	27	7	3	48	7	6	16	51	56	24	8	.360	.344	.704	33

FERNANDEZ, Felix**C**

HEIGHT: 6-0
 WEIGHT: 185

BATS: R
 THROWS: R

BORN: December 9, 1996 in Rio San Juan, DR
 RESIDES: Payita, DR
 OBTAINED: Non-Drafted Free Agent (9/26/14)

YEAR	CLUB	AVG	G	AB	R	H	2B	3B	HR	RBI	SH	SF	HBP	BB	SO	SB	CS	SLG	OBP	OPS	E
2015	DSL Indians	.187	59	155	12	29	4	0	0	11	1	0	1	15	18	0	1	.213	.263	.476	5
2016	DSL Indians	.256	35	117	8	30	6	0	0	15	1	2	0	8	22	2	1	.308	.299	.607	7
2017	AZL Indians	.227	23	75	11	17	2	0	4	8	0	1	0	7	20	0	0	.413	.289	.702	7
2018	AZL Indians 1	.179	8	28	1	5	1	1	0	3	0	0	0	1	6	0	1	.286	.207	.493	9
	AZL Indians 2	.263	21	57	9	15	5	0	1	11	0	2	1	5	11	0	0	.404	.323	.727	9
Minor Lge. Totals		.222	146	432	41	96	18	1	5	48	2	5	2	36	77	2	3	.303	.282	.585	37

FIGUEROA, Abraham**LHP**

HEIGHT: 6-1
 WEIGHT: 170

BATS: L
 THROWS: L

BORN: February 27, 2001 in Caracas, VZ
 RESIDES: Petare, VZ
 OBTAINED: Non-Drafted Free Agent (9/22/17)

YEAR	CLUB	W-L	ERA	G	GS	CG	SHO	SV	IP	H	R	ER	HR	HB	BB	SO	WP	BK	AVG	SLG	OBP
2018	DSL Co-op	2-2	9.00	13	0	0	0	1	15.0	18	18	15	1	1	21	11	4	0	.316	.474	.500
	DSL Indians	0-0	14.29	4	0	0	0	0	5.2	8	9	9	1	0	8	5	2	0	.348	.565	.516
Minor Lge. Totals		2-2	10.45	17	0	0	0	1	20.2	26	27	24	2	1	29	16	6	0	.325	.500	.504

FIGUEROA, Daniel**RHP**

HEIGHT: 6-0
 WEIGHT: 172

BATS: R
 THROWS: R

BORN: September 25, 2000 in El Seibo, DR
 RESIDES: Los Cajulles, DR
 OBTAINED: Non-Drafted Free Agent (1/29/18)

YEAR	CLUB	W-L	ERA	G	GS	CG	SHO	SV	IP	H	R	ER	HR	HB	BB	SO	WP	BK	AVG	SLG	OBP
2018	DSL Indians	0-0	3.91	12	0	0	0	0	23.0	18	10	10	0	1	21	19	6	0	.231	.269	.400

FLORES, David**LHP**

HEIGHT: 5-10
 WEIGHT: 180

BATS: L
 THROWS: L

BORN: November 2, 2000 in Villa de Cura, VZ
 RESIDES: Villa de Cura, VZ
 OBTAINED: Non-Drafted Free Agent (6/2/18)

YEAR	CLUB	W-L	ERA	G	GS	CG	SHO	SV	IP	H	R	ER	HR	HB	BB	SO	WP	BK	AVG	SLG	OBP
2018	DSL Indians	0-1	7.94	7	0	0	0	0	11.1	11	14	10	0	3	9	8	2	1	.239	.348	.390

FLORES, Jothson

INF

HEIGHT: 5-11
WEIGHT: 160BATS: S
THROWS: RBORN: October 6, 1998 in Maracay, VZ
RESIDES: Maracay, VZ
OBTAINED: Non-Drafted Free Agent (6/13/17)

YEAR	CLUB	AVG	G	AB	R	H	2B	3B	HR	RBI	SH	SF	HBP	BB	SO	SB	CS	SLG	OBP	OPS	E
2017	DSL Indians	.143	14	35	4	5	0	1	0	2	0	0	2	3	6	1	1	.200	.250	.450	3
2018	DSL Indians	.190	46	142	18	27	4	1	0	17	1	1	4	20	38	4	2	.232	.305	.538	15
Minor Lge. Totals		.181	60	177	22	32	4	2	0	19	1	1	6	23	44	5	3	.226	.294	.520	18

FRANCO, Logan

RHP

HEIGHT: 6-3
WEIGHT: 170BATS: R
THROWS: RBORN: October 11, 1999 in Azua, DR
RESIDES: Azua, DR
OBTAINED: Non-Drafted Free Agent (1/22/18)

YEAR	CLUB	W-L	ERA	G	GS	CG	SHO	SV	IP	H	R	ER	HR	HB	BB	SO	WP	BK	AVG	SLG	OBP
2018	DSL Co-op	0-0	0.00	1	0	0	0	0	1.2	1	0	0	0	0	2	2	0	0	.167	.167	.375
	DSL Indians	1-0	8.20	13	0	0	0	0	26.1	29	28	24	2	8	24	16	11	0	.284	.431	.455
Minor Lge. Totals		1-0	7.71	14	0	0	0	0	28.0	30	28	24	2	8	26	18	11	0	.278	.417	.451

FREEMAN, Tyler

INF

HEIGHT: 6-0
WEIGHT: 165BATS: R
THROWS: RSIGNED BY: Mike Bradford
SCHOOL: Etiwanda HS (CA)BORN: May 21, 1999 in Rancho Cucamonga, CA
RESIDES: Rancho Cucamonga, CA
OBTAINED: CB (Round B, #71 Overall) Selection by Indians in June, 2017 Draft

CAREER HIGHLIGHTS: **2018** - Named No. 3 prospect and voted Best Hitter for Average in the Indians Farm System by *Baseball America* prior to 2019 season...named New York-Penn League Midseason All-Star...led New York-Penn League in batting average (.352), hits (95), doubles (29) and total bases (138), tied for 1st in at-bats (270), runs scored (49) and slugging percentage (.511), finished 2nd in OPS (.916) and games played (72), 3rd in on-base percentage (.405), 6th in RBI (38), tied for 6th in triples (4) and tied for 8th in stolen bases (14)...led Mahoning Valley in games played, at-bats, hits, runs, doubles, RBI, total bases, batting average and on-base percentage...ranked as the No. 10 prospect in the New York-Penn League by *Baseball America* following the 2018 season...**2017** - Led AZL Indians in batting average (.297 - min. 15 games) and tied for team lead with 5 stolen bases.

YEAR	CLUB	AVG	G	AB	R	H	2B	3B	HR	RBI	SH	SF	HBP	BB	SO	SB	CS	SLG	OBP	OPS	E
2017	AZL Indians	.297	36	128	19	38	9	0	2	14	1	1	7	7	12	5	1	.414	.364	.778	6
2018	Mahoning Valley	*.352	72	#270	#49	*95	*29	4	2	38	0	4	19	8	22	14	3	#.511	.405	.916	10
Minor Lge. Totals		.334	108	398	68	133	38	4	4	52	1	5	26	15	34	19	4	.480	.392	.872	16

FRIAS, Dayan

INF

HEIGHT: 5-7
WEIGHT: 140BATS: S
THROWS: RBORN: June 25, 2002 in Cartagena, Colombia
RESIDES: Cartagena, Colombia
OBTAINED: Non-Drafted Free Agent (7/2/18)**FRIIS, TYLER**

INF

HEIGHT: 5-10
WEIGHT: 180BATS: S
THROWS: RSIGNED BY: Andrew Krause
SCHOOL: Indiana St.BORN: February 12, 1996 in Auburn, WA
RESIDES: Auburn, WA
OBTAINED: 21st Round Selection by Indians in June, 2017 Draft

YEAR	CLUB	AVG	G	AB	R	H	2B	3B	HR	RBI	SH	SF	HBP	BB	SO	SB	CS	SLG	OBP	OPS	E
2017	Mahoning Valley	.221	33	95	12	21	3	0	1	11	1	2	1	7	18	3	2	.284	.276	.560	4
2018	Lynchburg	.153	20	59	8	9	3	0	0	6	2	0	0	8	9	0	0	.203	.254	.457	0
	Lake County	.266	59	214	32	57	12	2	3	27	0	2	1	31	26	8	5	.383	.359	.742	11
Minor Lge. Totals		.236	112	368	52	87	18	2	4	44	3	4	2	46	53	11	7	.329	.321	.650	15

GALLAGHER, Nick

RHP

HEIGHT: 6-3
WEIGHT: 200
SIGNED BY: Steve Abney
SCHOOL: IowaBATS: R
THROWS: RBORN: September 9, 1995 in Iowa City, IA
RESIDES: North Liberty, IA
OBTAINED: 16th Round Selection by Indians in June, 2017 Draft

CAREER HIGHLIGHTS: **2018** - Limited to 18 games due to right elbow strain that forced him to DL from July 5-August 18.

YEAR	CLUB	W-L	ERA	G	GS	CG	SHO	SV	IP	H	R	ER	HR	HB	BB	SO	WP	BK	AVG	SLG	OBP
2018	Lake County	2-2	4.00	18	6	0	0	1	54.0	55	33	24	6	2	14	54	5	2	.256	.419	.307

PLAYER DEVELOPMENT

GANTT, Tre'**OF**

HEIGHT: 5-10
WEIGHT: 180
SIGNED BY: Andrew Krause
SCHOOL: Ohio St.

BATS: L
THROWS: L

BORN: May 10, 1996 in Davenport, IA
RESIDES: Fishers, IN
OBTAINED: 29th Round Selection by Indians in June, 2017 Draft

YEAR	CLUB	AVG	G	AB	R	H	2B	3B	HR	RBI	SH	SF	HBP	BB	SO	SB	CS	SLG	OBP	OPS	E
2017	Mahoning Valley	.197	37	117	15	23	2	3	2	15	0	1	3	19	46	2	2	.316	.321	.638	0
2018	Lynchburg	.200	6	15	1	3	1	1	0	0	0	0	0	4	7	0	0	.400	.368	.768	0
	Columbus	.000	1	1	0	0	0	0	0	0	0	0	0	0	1	0	0	.000	.000	.000	0
	Lake County	.167	9	24	2	4	1	0	0	1	0	0	1	7	10	1	1	.208	.355	.563	3
	Mahoning Valley	.188	40	128	18	24	3	1	1	10	1	2	1	9	31	4	1	.250	.243	.493	2
Minor Lge. Totals		.189	93	285	36	54	7	5	3	25	2	3	4	39	95	7	4	.281	.293	.574	5

GARCIA, Frederic**RHP**

HEIGHT: 6-4
WEIGHT: 195

BATS: R
THROWS: R

BORN: December 17, 2000 in Azua, DR
RESIDES: Azua, DR
OBTAINED: Non-Drafted Free Agent (4/16/18)

YEAR	CLUB	W-L	ERA	G	GS	CG	SHO	SV	IP	H	R	ER	HR	HB	BB	SO	WP	BK	AVG	SLG	OBP
2018	DSL Co-op	0-1	6.64	12	0	0	0	0	20.1	15	22	15	3	2	30	15	12	0	.224	.403	.475
	DSL Indians	0-0	27.00	1	0	0	0	0	0.2	0	2	2	0	2	3	0	2	0	.000	.000	.714
Minor Lge. Totals		0-1	7.29	13	0	0	0	0	21.0	15	24	17	3	4	33	15	14	0	.217	.391	.491

GARCIA, Luis C.**RHP**

HEIGHT: 6-3
WEIGHT: 180

BATS: R
THROWS: R

BORN: April 26, 1997 in Ciudad Bolivar, VZ
RESIDES: Santo Domingo Este, DR
OBTAINED: Non-Drafted Free Agent (10/12/16)

YEAR	CLUB	W-L	ERA	G	GS	CG	SHO	SV	IP	H	R	ER	HR	HB	BB	SO	WP	BK	AVG	SLG	OBP
2017	DSL Indians	1-1	2.19	7	0	0	0	2	12.1	9	5	3	0	1	8	11	2	0	.205	.212	.290
	DSL Co-op	2-1	2.86	10	1	0	0	0	28.1	21	14	9	1	1	9	22	4	1	.191	.283	.236
2018	DSL Indians	2-1	2.70	17	1	0	0	5	36.2	25	15	11	1	3	13	43					
Minor Lge. Totals		3-2	2.66	17	1	0	0	2	40.2	30	19	12	1	2	17	33	6	1	.195	.248	.263

GARCIA, Luis D.**RHP**

HEIGHT: 6-2
WEIGHT: 180
OBTAINED: Non-Drafted Free Agent (7/15/16)

BATS: R
THROWS: R

BORN: June 23, 2000 in Maracaibo, VZ
RESIDES: Maracaibo, VZ

CAREER HIGHLIGHTS: 2018 - Led AZL Indians 2 in innings (48.0).

YEAR	CLUB	W-L	ERA	G	GS	CG	SHO	SV	IP	H	R	ER	HR	HB	BB	SO	WP	BK	AVG	SLG	OBP
2017	DSL Indians	3-3	2.31	15	14	0	0	0	66.1	58	34	17	2	6	19	52	1	0	.236	.337	.303
2018	AZL Indians 2	4-1	4.31	10	7	0	0	0	48.0	57	27	23	4	1	11	39	5	1	.300	.426	.337
Minor Lge. Totals		7-4	3.15	25	21	0	0	0	114.1	115	61	40	6	7	30	91	6	1	.264	.376	.318

GARCIA, Mike**RHP**

HEIGHT: 6-4
WEIGHT: 183
SIGNED BY: Antonio Caballero & Koby Perez

BATS: R
THROWS: R

BORN: August 11, 2000 in Palo Negro, VZ
RESIDES: Maracay, VZ
OBTAINED: Non-Drafted Free Agent (8/11/16)

YEAR	CLUB	W-L	ERA	G	GS	CG	SHO	SV	IP	H	R	ER	HR	HB	BB	SO	WP	BK	AVG	SLG	OBP
2017	DSL Indians	1-7	3.81	13	13	0	0	0	59.0	62	38	25	4	5	22	34	11	0	.274	.398	.346
2018	DSL Indians	1-2	2.05	5	5	0	0	0	22.0	12	6	5	1	4	8	11	4	0	.169	.225	.286
	AZL Indians 2	4-0	3.12	7	1	0	0	0	26.0	25	9	9	2	4	9	41	3	0	.243	.359	.328
Minor Lge. Totals		6-9	3.28	25	19	0	0	0	107.0	99	53	39	7	13	39	86	18	0	.248	.358	.330

GARCIA, Wilson**INF**

HEIGHT: 5-11
WEIGHT: 160

BATS: S
THROWS: R

BORN: January 11, 1994 in Caracas, VZ
RESIDES: Charallave, VZ
OBTAINED: Minor League Rule 5 Draft from BAL (12/13/18)

YEAR	CLUB	AVG	G	AB	R	H	2B	3B	HR	RBI	SH	SF	HBP	BB	SO	SB	CS	SLG	OBP	OPS	E
2011	VSL Phillies	.264	60	197	20	52	9	0	1	22	3	1	3	17	20	3	0	.325	.330	.655	1
2012	VSL Phillies	.353	56	201	21	71	18	1	4	38	1	1	1	12	12	1	0	.512	.391	.903	5
2013	VSL Phillies	.304	57	191	19	58	14	2	1	31	1	3	2	13	16	3	0	.414	.349	.763	11
2014	Williamsport	.220	37	127	10	28	8	0	0	9	1	0	2	7	7	0	0	.283	.272	.556	3
2015	Williamsport	.444	2	9	0	4	1	0	0	1	0	0	0	0	1	1	1	.556	.444	1.000	--
	Clearwater	.295	17	44	4	13	3	0	0	4	0	1	0	1	4	0	0	.364	.304	.668	0
2016	Lakewood	.273	106	421	25	115	19	0	3	58	1	10	2	12	48	0	0	.340	.290	.630	9
2017	Clearwater	.275	121	477	39	131	28	2	13	60	0	3	3	14	53	0	0	.423	.298	.721	3
2018	Frederick	.295	108	413	60	122	24	0	23	70	0	6	2	21	46	0	0	.521	.328	.849	4
	Clearwater	.250	7	28	2	7	3	0	0	6	0	0	0	0	1	0	0	.357	.250	.607	1
Minor Lge. Totals		.285	571	2108	200	601	127	5	45	299	7	25	15	97	208	8	1	.414	.318	.732	37

GARCIA, Yonaiker**RHP**HEIGHT: 5-11
WEIGHT: 165BATS: R
THROWS: RBORN: December 15, 2000 in Ocumare del Tuy, VZ
RESIDES: Lander, VZ

OBTAINED: Non-Drafted Free Agent (6/11/18)

YEAR	CLUB	W-L	ERA	G	GS	CG	SHO	SV	IP	H	R	ER	HR	HB	BB	SO	WP	BK	AVG	SLG	OBP
2018	DSL Indians	0-0	10.80	2	0	0	0	0	1.2	0	2	2	0	1	2	1	1	1	.000	.000	.375

GARZA, Justin**RHP**HEIGHT: 5-10
WEIGHT: 170BATS: R
THROWS: RBORN: March 20, 1994 in Glendora, CA
RESIDES: Ontario, CASIGNED BY: Jason Smith
SCHOOL: Cal State Fullerton

OBTAINED: 8th Round Selection by Indians in June, 2015 Draft

CAREER HIGHLIGHTS: **2018** - Named Carolina League Pitcher of the Week in consecutive weeks (April 9-15, 16-22)...limited to 18 starts due to two DL stints: May 4-22 (right elbow strain) and July 12-August 22 (left oblique strain)...**2015** - Reconstructive surgery on right elbow during college junior season (May 27)...All-American at CSF.

YEAR	CLUB	W-L	ERA	G	GS	CG	SHO	SV	IP	H	R	ER	HR	HB	BB	SO	WP	BK	AVG	SLG	OBP
2016	AZL Indians	0-2	7.00	6	4	0	0	0	9.0	12	8	7	0	6	7	9	1	0	.324	.378	.500
2017	Lake County	4-6	5.83	26	8	0	0	3	95.2	97	72	62	12	6	46	86	9	1	.265	.462	.352
2018	Lynchburg	5-6	3.71	16	16	0	0	0	68.0	56	31	28	5	4	22	69	2	0	.227	.344	.297
	Mahoning Valley	0-0	0.00	2	2	0	0	0	7.0	2	0	0	0	0	7	0	0	.091	.091	.091	
Minor Lge. Totals		4-8	5.93	32	12	0	0	3	104.2	109	80	69	12	12	53	95	10	1	.270	.454	.368

GERVACIO, Yeury**LHP**HEIGHT: 6-1
WEIGHT: 180BATS: L
THROWS: LBORN: July 1, 1999 in La Romana, DR
RESIDES: Higuey, DR

OBTAINED: Minor League Free Agent (6/14/18)

YEAR	CLUB	W-L	ERA	G	GS	CG	SHO	SV	IP	H	R	ER	HR	HB	BB	SO	WP	BK	AVG	SLG	OBP
2018	DSL Indians	2-1	5.93	9	4	0	0	0	27.1	34	22	18	2	3	14	26	0	0	.321	.443	.408

GOMEZ, Henyer**INF**HEIGHT: 5-7
WEIGHT: 145BATS: S
THROWS: RBORN: August 26, 2002 in Loma de Cabrera, DR
RESIDES: Loma de Cabrera, DR

OBTAINED: Non-Drafted Free Agent (8/31/18)

GOMEZ, Yapson**LHP**HEIGHT: 5-10
WEIGHT: 160BATS: L
THROWS: LBORN: October 2, 1993 in San Cristobal, VZ
RESIDES: San Cristobal, VZ

OBTAINED: Minor League Rule 5 Draft from Chicago-NL (12/13/18)

YEAR	CLUB	W-L	ERA	G	GS	CG	SHO	SV	IP	H	R	ER	HR	HB	BB	SO	WP	BK	AVG	SLG	OBP
2013	VSL Cubs	0-1	4.18	12	2	0	0	0	23.2	25	15	11	2	0	9	15	3	1	.263	.389	.327
2014	VSL Cubs	6-2	1.51	13	12	1	1	0	71.1	50	19	12	0	0	8	37	4	1	.193	.259	.216
2015	DSL Cubs	0-0	4.50	3	0	0	0	0	6.0	5	5	3	0	0	3	4	1	0	.217	.217	.308
	VSL Cubs	1-3	1.40	7	3	0	0	1	25.2	30	9	4	1	2	6	14	2	0	.294	.363	.345
2016	AZL Cubs	3-1	2.47	15	0	0	0	1	43.2	35	22	12	2	3	10	50	5	0	.208	.286	.264
2017	Eugene	4-1	1.75	9	2	0	0	1	25.2	21	6	5	0	1	5	32	0	1	.219	.292	.265
	South Bend	1-0	3.91	11	0	0	0	1	25.1	28	11	11	3	1	9	27	4	0	.286	.459	.352
2018	South Bend	1-2	3.58	28	0	0	0	1	50.1	47	25	20	1	4	17	40	4	2	.237	.303	.308
	Myrtle Beach	1-2	2.45	10	0	0	0	1	18.1	17	7	5	1	3	4	12	0	0	.254	.313	.316
Minor Lge. Totals		17-12	2.58	108	19	1	1	6	290.0	258	119	83	10	14	71	231	23	5	.233	.315	.287

GONZALEZ, Gian Paul**C**HEIGHT: 5-10
WEIGHT: 190BATS: R
THROWS: RBORN: January 11, 1996 in Bayamon, PR
RESIDES: Toa Alta, PR

SIGNED BY: Mike Soper

OBTAINED: 20th Round by Indians in June, 2014 Draft

YEAR	CLUB	AVG	G	AB	R	H	2B	3B	HR	RBI	SH	SF	HBP	BB	SO	SB	CS	SLG	OBP	OPS	E
2014	AZL Indians	.176	11	34	4	6	0	0	0	5	0	0	0	6	9	0	0	.176	.300	.476	2
2015	AZL Indians	.274	26	84	9	23	2	0	0	7	2	1	3	9	27	1	0	.298	.361	.658	0
2016	Mahoning Valley	.230	26	87	5	20	3	0	0	2	2	0	0	4	27	0	0	.264	.264	.528	5
2017	Mahoning Valley	.125	32	96	6	12	1	0	0	7	0	1	3	9	29	0	0	.135	.220	.356	1
2018	Lynchburg	.217	6	23	3	5	2	0	0	1	0	0	1	2	9	0	0	.304	.308	.612	1
	Lake County	.233	8	30	3	7	2	0	1	4	0	0	0	2	11	0	0	.400	.281	.681	1
	Akron	.091	3	11	0	1	0	0	0	1	0	0	0	5	0	0	0	.091	.091	.182	1
	Mahoning Valley	.243	13	37	2	9	0	0	0	2	1	0	0	6	15	2	1	.243	.349	.592	0
Minor Lge. Totals		.206	125	402	32	83	10	0	1	29	5	2	7	38	132	3	1	.239	.286	.524	11

PLAYER DEVELOPMENT

GONZALEZ, Marcos**INF**HEIGHT: 5-11
WEIGHT: 165BATS: R
THROWS: RBORN: October 12, 1999 in San Cristobal, DR
RESIDES: Bani, DR
OBTAINED: Non-Drafted Free Agent (7/2/16)

CAREER HIGHLIGHTS: 2018 - Finished 8th in Arizona League in OPS (.855) and tied for 9th in on-base percentage (.397).

YEAR	CLUB	AVG	G	AB	R	H	2B	3B	HR	RBI	SH	SF	HBP	BB	SO	SB	CS	SLG	OBP	OPS	E
2017	DSL Indians	.274	56	215	31	59	7	0	1	24	1	2	3	31	28	13	4	.321	.371	.691	20
2018	AZL Indians 1	.305	35	131	22	40	7	2	3	20	2	0	6	14	28	4	4	.458	.397	.855	12
Minor Lge. Totals		.286	91	346	53	99	14	2	4	44	3	2	9	45	56	17	8	.373	.381	.754	32

GONZALEZ, Oscar**OF**HEIGHT: 6-2
WEIGHT: 180BATS: R
THROWS: RBORN: January 10, 1998 in Sabana Grande de Palenque, DR
RESIDES: San Cristobal, DR
OBTAINED: Non-Drafted Free Agent (7/2/14)

CAREER HIGHLIGHTS: 2018 - Finished 4th in Midwest League in total bases (201), 5th in hits (135) and 7th in batting average (.292)...led Lynchburg in batting average (.292), at-bats (462), hits (135), doubles (25) and total bases (201)...2017 - Named New York-Penn League Midseason All-Star...2016 - Named Arizona League Most Valuable Player...tied for league lead with 8 home runs and led league with .566 slugging percentage...named AZL Postseason All-Star.

YEAR	CLUB	AVG	G	AB	R	H	2B	3B	HR	RBI	SH	SF	HBP	BB	SO	SB	CS	SLG	OBP	OPS	E
2015	DSL Indians	.203	70	256	25	52	17	1	4	38	0	4	3	19	65	1	3	.324	.262	.587	4
2016	Mahoning Valley	.000	1	3	0	0	0	0	0	0	0	0	0	1	1	0	0	.000	.250	.250	1
	AZL Indians	.303	40	145	30	44	10	2	#8	26	0	1	1	8	57	4	0	*.566	.342	.907	3
2017	Mahoning Valley	.283	55	237	20	67	16	0	3	34	0	2	2	5	61	0	0	.388	.301	.689	5
2018	Lake County	.292	114	462	52	135	25	1	13	52	0	4	2	12	107	5	6	.435	.310	.745	12
Minor Lge. Totals		.270	280	1103	127	298	68	4	28	150	0	11	8	45	291	10	9	.415	.301	.716	25

GOSE, Anthony**LHP**HEIGHT: 6-0
WEIGHT: 204BATS: L
THROWS: LBORN: August 10, 1990 in Paramount, CA
RESIDES: Florence, AL
OBTAINED: Minor League Free Agent (12/12/18)

CAREER HIGHLIGHTS: Originally drafted by Philadelphia in the second round of the 2008 draft...began professional career as an outfielder, making his Major League debut with Toronto in 2012...hit .240 (271-for-1128) with 12 home runs and 69 RBI in 372 games over parts of five seasons with Toronto and Detroit...transitioned to pitching in 2017...2018 - Posted a 5.19 ERA (15 ER in 26.0 IP) in 28 games between Class-A Advanced Down East and Double-A Frisco...2017 - Went 0-2 with a 7.59 ERA (9 ER in 10.2 IP) in 11 games for Tigers' Class-A affiliate Lakeland in first season pitching...signed as a free agent with the Rangers on December 4...selected in Major League Rule 5 Draft by the Astros on December 14 but later returned to the Rangers on March 9...2015 - Appeared in a career-high 140 games for the Tigers, hitting .254 with five home runs and 26 RBI...2014 - Traded by the Blue Jays to the Tigers for Devon Travis on November 13...2013 - Played in 52 games for the Blue Jays, hitting a career-best .259 with two home runs and 12 RBI...2012 - Made Major League debut with Toronto on July 17 at New York-AL and appeared in 56 games for the Blue Jays...2010 - Traded by the Phillies with J.A. Happ and Jonathan Villar to the Astros for Roy Oswalt on July 29...later that day, traded to the Blue Jays for Brett Wallace...

YEAR	CLUB	W-L	ERA	G	GS	CG	SHO	SV	IP	H	R	ER	HR	HB	BB	SO	WP	BK	AVG	SLG	OBP
2017	Lakeland	0-2	7.59	11	0	0	0	0	10.2	7	9	9	0	1	6	14	0	0	.189	.324	.318
2018	Down East	1-0	1.35	7	0	0	0	0	6.2	6	1	1	0	0	2	6	3	0	.250	.250	.308
	Frisco	1-0	6.52	21	0	0	0	1	19.1	17	15	14	5	2	23	18	3	2	.243	.514	.442
Minor Lge. Totals		2-2	5.89	39	0	0	0	1	36.2	30	25	24	5	3	31	38	6	2	.229	.412	.387

GUTIERREZ, Jhonneyver**RHP**HEIGHT: 6-5
WEIGHT: 200BATS: R
THROWS: RBORN: December 24, 1998 in Distrito San Fernando, VZ
RESIDES: San Fernando de Apure, VZ
OBTAINED: Non-Drafted Free Agent (11/24/15)

CAREER HIGHLIGHTS: 2018 - Tied for 3rd in Arizona League in innings (58.2) and led AZL Indians 1 in starts (10) and innings...2017 - Did not pitch (injured).

YEAR	CLUB	W-L	ERA	G	GS	CG	SHO	SV	IP	H	R	ER	HR	HB	BB	SO	WP	BK	AVG	SLG	OBP
2016	DSL Indians	3-5	5.50	13	13	0	0	0	54.0	58	41	33	1	3	29	30	8	0	.271	.360	.364
2017									INJURED--DID NOT PLAY												
2018	AZL Indians 1	2-5	4.14	12	10	0	0	0	58.2	64	40	27	3	4	18	42	3	2	.281	.395	.341
Minor Lge. Totals		5-10	4.79	25	23	0	0	0	112.2	122	81	60	4	7	47	72	11	2	.276	.378	.353

HANKINS, Ethan**RHP**HEIGHT: 6-6
WEIGHT: 200BATS: R
THROWS: RBORN: May 23, 2000 in Atlanta, GA
RESIDES: The Villages, FL
OBTAINED: 1st Round Selection (35th overall) by Indians in June, 2018 DraftSIGNED BY: CT Bradford
SCHOOL: Forsyth Central HS (GA)CAREER HIGHLIGHTS: 2018 - Named No. 3 prospect in Indians organization by *MLB Pipeline* and No. 10 prospect by *Baseball America* entering 2019 season.

YEAR	CLUB	W-L	ERA	G	GS	CG	SHO	SV	IP	H	R	ER	HR	HB	BB	SO	WP	BK	AVG	SLG	OBP
2018	AZL Indians 2	0-0	6.00	2	2	0	0	0	3.0	4	2	2	0	1	0	6	0	0	.308	.385	.357

HEREDIA, Erick**RHP**HEIGHT: 6-4
WEIGHT: 175BATS: R
THROWS: RBORN: March 17, 1997 in Santo Domingo Centro, DR
RESIDES: San Cristobal, DR
OBTAINED: Minor League Free Agent (6/6/18)

YEAR	CLUB	W-L	ERA	G	GS	CG	SHO	SV	IP	H	R	ER	HR	HB	BB	SO	WP	BK	AVG	SLG	OBP
2016	DSL Phillies	0-0	4.15	2	1	0	0	0	4.1	5	2	2	0	0	4	0	1	0	.294	.353	.429
2017	DSL Phillies	0-6	3.67	13	12	0	0	0	49.0	54	36	20	0	7	26	39	10	0	.274	.350	.373
2018	DSL Indians	2-5	3.68	16	0	0	0	3	29.1	25	19	12	3	2	14	27	8	0	.227	.373	.320
Minor Lge. Totals		2-11	3.70	31	13	0	0	3	82.2	84	57	34	3	9	44	66	19	0	.259	.358	.358

HERNANDEZ, Hector**LHP**HEIGHT: 6-1
WEIGHT: 198BATS: S
THROWS: LBORN: February 20, 1991 in Rio Piedras, PR
RESIDES: Carolina, PR
OBTAINED: Minor League Free Agent (1/15/19)

YEAR	CLUB	W-L	ERA	G	GS	CG	SHO	SV	IP	H	R	ER	HR	HB	BB	SO	WP	BK	AVG	SLG	OBP
2009	GCL Cardinals	2-1	2.21	13	8	0	0	0	40.2	37	16	10	0	5	9	33	5	2	.234	.297	.293
2010	Johnson City	0-2	6.85	14	7	0	0	1	44.2	56	41	34	7	1	12	44	12	2	.301	.532	.343
2011	Batavia	3-2	2.72	12	11	0	0	0	53.0	46	21	16	5	1	18	48	6	1	.220	.325	.284
	Quad Cities	1-0	0.00	1	0	0	0	0	3.0	3	1	0	0	0	0	4	0	0	.231	.308	.338
2012	Quad Cities	7-8	4.43	24	24	1	0	0	126.0	141	79	62	11	7	54	94	11	2	.285	.431	.360
2013	Peoria	5-3	3.42	13	13	0	0	0	76.1	65	29	29	8	3	28	60	6	0	.226	.366	.301
	Palm Beach	3-3	3.77	9	8	0	0	0	45.1	49	23	19	5	2	20	28	2	0	.288	.453	.364
2014	Visalia	2-4	5.79	6	6	0	0	0	37.1	51	27	24	6	2	7	21	4	0	.325	.497	.361
	South Bend	5-4	3.45	11	11	0	0	0	62.2	68	42	24	4	2	15	51	1	1	.292	.428	.335
2015	AZL Diamondbacks	0-2	3.86	6	6	0	0	0	16.1	16	9	7	1	0	3	15	2	0	.232	.333	.260
	Reno	0-0	9.00	1	0	0	0	0	1.0	1	1	1	1	0	0	1	0	0	.250	1.000	.250
	Visalia	0-0	13.50	1	0	0	0	0	2.0	4	3	3	1	1	2	2	0	0	.444	.778	.545
	Kane County	1-0	1.15	4	1	0	0	0	15.2	10	2	2	0	1	2	12	1	0	.179	.179	.217
2016	Reno	0-0	2.25	2	0	0	0	0	4.0	1	1	1	0	0	2	0	0	0	.077	.308	.077
	Mobile	1-0	2.45	3	0	0	0	0	3.2	2	1	1	0	0	4	3	3	0	.154	.154	.353
	Kane County	2-1	3.22	21	2	0	0	2	44.2	42	16	16	0	2	10	50	3	0	.237	.299	.286
2017	River City (IND/Fron.)	8-8	3.64	19	19	0	0	0	121.0	105	51	49	10	6	50	117	8	1	-	-	-
2018	River City (IND/Fron.)	10-7	3.46	19	19	2	1	0	117.0	112	49	45	11	5	49	107	8	0	-	-	-
Minor Lge. Totals		32-30	3.89	141	97	1	0	3	576.1	592	312	249	50	27	184	468	51	8	.261	-	-

PLAYER DEVELOPMENT

HERNANDEZ, Roberto**RHP**HEIGHT: 6-2
WEIGHT: 180BATS: R
THROWS: RBORN: December 2, 2000 in Sancti Spiritus, Cuba
RESIDES: Colonia de Valle, Mexico
OBTAINED: Non-Drafted Free Agent (9/11/17)

YEAR	CLUB	W-L	ERA	G	GS	CG	SHO	SV	IP	H	R	ER	HR	HB	BB	SO	WP	BK	AVG	SLG	OBP
2018	DSL Indians	2-2	2.36	13	11	0	0	0	45.2	41	23	12	0	4	14	49	6	0	.227	.309	.295

HERRIN, Tim**LHP**HEIGHT: 6-5
WEIGHT: 225BATS: L
THROWS: LSIGNED BY: Pete Loizzo
SCHOOL: IndianaBORN: October 8, 1996 in Munsier, IN
RESIDES: Terre Haute, IN
OBTAINED: 29th Round Selection by Indians in June, 2018 Draft

YEAR	CLUB	W-L	ERA	G	GS	CG	SHO	SV	IP	H	R	ER	HR	HB	BB	SO	WP	BK	AVG	SLG	OBP
2018	AZL Indians 1	0-1	6.16	13	0	0	0	3	19.0	29	17	13	1	0	8	22	2	0	.354	.476	.407

HILL, Cameron**RHP**HEIGHT: 6-1
WEIGHT: 185BATS: R
THROWS: RSIGNED BY: Mark Allen
SCHOOL: Redlands Community College (Okla.)BORN: May 24, 1994 in Oklahoma City, OK
RESIDES: El Reno, OK
OBTAINED: 17th Round Selection by Indians in June, 2014 Draft

CAREER HIGHLIGHTS: 2018 - Underwent Tommy John surgery on July 20...placed on DL with right shoulder strain June 28...began season on DL with right elbow strain, activated May 15...2017 - Led Akron in appearances (41) and saves (13).

YEAR	CLUB	W-L	ERA	G	GS	CG	SHO	SV	IP	H	R	ER	HR	HB	BB	SO	WP	BK	AVG	SLG	OBP
2014	Mahoning Valley	1-2	1.76	14	12	0	0	0	56.1	39	11	11	1	3	20	33	3	0	.202	.275	.287
2015	Lake County	5-4	1.53	42	0	0	0	10	59.0	36	14	10	1	3	20	70	5	0	.173	.236	.253
2016	Columbus	0-0	0.00	1	0	0	0	0	2.2	2	0	0	0	0	1	2	0	0	.222	.222	.300
	Akron	0-0	2.51	10	0	0	0	3	14.1	11	4	4	2	0	1	10	1	0	.204	.333	.218
	Lynchburg	6-1	2.41	31	0	0	0	3	56.0	51	17	15	3	0	14	57	1	1	.245	.361	.289
2017	Akron	4-4	3.18	41	0	0	0	13	62.1	55	26	22	7	1	16	50	1	0	.235	.363	.285
	Columbus	0-0	0.00	2	0	0	0	0	2.0	2	0	0	0	0	1	0	0	0	.250	.250	.333
2018	Columbus	0-0	6.59	16	0	0	0	3	13.2	15	11	10	5	0	8	13	3	0	.278	.611	.371
Minor Lge. Totals		16-11	2.43	157	12	0	0	32	266.1	211	83	72	19	7	81	235	14	1	.218	.327	.281

HILLMAN, Juan**LHP**

HEIGHT: 6-2

BATS: L

BORN: May 15, 1997 in Winter Haven, FL

WEIGHT: 183

THROWS: L

RESIDES: Gotha, FL

SIGNED BY: Mike Soper

OBTAINED: 2nd Round Selection by Indians in June, 2015 Draft

SCHOOL: Olympia HS (FL)

CAREER HIGHLIGHTS: **2018** - Led Lake County and finished 4th in Midwest League in starts (26)...**2017** - Led Lake County with 7 wins, 137.2 innings pitched and 101 strikeouts...tied for 2nd in Midwest League in starts (26) and 3rd in innings...**2016** - Entered season ranked No. 11 prospect in Indians organization (**Baseball America**)...ranked 2nd in New York-Penn League in starts (15)...also led Mahoning Valley with 63.0 innings... New York-Penn League Mid-Season All-Star...**2015** - Named **Perfect Game USA** 1st Team Preseason All-American and Florida All-Region First Team...godson of former Major League pitcher Tom Gordon.

YEAR	CLUB	W-L	ERA	G	GS	CG	SHO	SV	IP	H	R	ER	HR	HB	BB	SO	WP	BK	AVG	SLG	OBP
2015	AZL Indians	0-2	4.13	8	6	0	0	0	24.0	26	13	11	0	3	5	20	1	2	.286	.440	.337
2016	Mahoning Valley	3-4	4.43	15	15	0	0	0	63.0	66	36	31	5	6	24	47	3	1	.268	.423	.344
2017	Lake County	7-10	6.08	26	26	0	0	0	137.2	158	102	93	22	10	48	101	9	2	.290	.491	.355
2018	Lake County	6-12	5.18	26	26	0	0	0	128.2	140	95	74	7	6	52	110	21	2	.273	.411	.341
Minor Lge. Totals		16-28	5.32	75	73	0	0	0	353.1	390	246	209	34	25	129	278	34	7	.280	.446	.347

HOCKIN, Grant**RHP**

HEIGHT: 6-3

BATS: R

BORN: March 5, 1996 in Upland, CA

WEIGHT: 195

THROWS: R

RESIDES: Pomona, CA

SIGNED BY: Ryan Thompson

OBTAINED: 2nd Round Selection by Indians in June, 2014 Draft

SCHOOL: Damien HS (CA)

CAREER HIGHLIGHTS: **2018** - Limited to four starts due to right elbow strain...**2016** - Missed entire season recovering from "Tommy John" surgery...**2015** - Missed entire season due to "Tommy John" surgery...grandson of Hall of Famer Harmon Killebrew.

YEAR	CLUB	W-L	ERA	G	GS	CG	SHO	SV	IP	H	R	ER	HR	HB	BB	SO	WP	BK	AVG	SLG	OBP
2014	AZL Indians	0-0	3.86	9	7	0	0	0	21.0	21	9	9	1	1	4	19	1	0	.266	.380	.306
2015									INJURED - DID NOT PLAY												
2016									INJURED - DID NOT PLAY												
2017	Mahoning Valley	2-4	4.36	8	8	0	--	0	33.0	40	22	16	2	2	8	18	2	0	.296	.400	.340
2018	Lake County	1-3	6.27	4	4	0	0	0	18.2	22	15	13	1	1	4	16	1	2	.293	.373	.333
Minor Lge. Totals		3-7	4.71	21	19	0	0	0	72.2	83	46	38	4	4	16	53	4	2	.287	.388	.329

HOLLAND, Korey**OF**

HEIGHT: 5-11

BATS: R

BORN: January 1, 2000 in Houston, TX

WEIGHT: 170

THROWS: R

RESIDES: Houston, TX

SIGNED BY: Kyle Van Hook

OBTAINED: 14th Round Selection by Indians in June, 2018 Draft

YEAR	CLUB	AVG	G	AB	R	H	2B	3B	HR	RBI	SH	SF	HBP	BB	SO	SB	CS	SLG	OBP	OPS	E
2018	AZL Indians 2	.245	31	94	20	23	3	1	0	12	0	1	2	23	30	7	1	.298	.400	.698	1

HOLMES, Quentin**OF**

HEIGHT: 6-1

BATS: R

BORN: July 7, 1999 in Queens, NY

WEIGHT: 175

THROWS: R

RESIDES: Casa Grande, AZ

SIGNED BY: Mike Kanen

OBTAINED: 2nd Round (64th overall) by Indians in June, 2017 Draft

SCHOOL: Monsignor McClancy Memorial HS (NY)

CAREER HIGHLIGHTS: **2018** - Limited to seven games due to a left hamstring strain...named Fastest Baserunner in Indians Farm System entering 2018 and 2019 by **Baseball America**...**2017** - Tied for 1st on AZL Indians in stolen bases (5)...named 2016-17 **Gateade** Player of the Year for New York and 2017 Rawlings Perfect Game Pre-Season All-American and member of U18 U.S. National Team.

YEAR	CLUB	AVG	G	AB	R	H	2B	3B	HR	RBI	SH	SF	HBP	BB	SO	SB	CS	SLG	OBP	OPS	E
2017	AZL Indians	.182	41	159	22	29	5	3	2	15	1	1	0	8	61	5	4	.289	.220	.510	2
2018	AZL Indians 1	.000	1	2	0	0	0	0	0	0	0	0	0	0	1	0	0	.000	.000	.000	0
	AZL Indians 2	.158	6	19	5	3	1	0	0	1	0	0	0	4	7	2	1	.211	.304	.515	0
Minor Lge. Totals		.178	48	180	27	32	6	3	2	16	1	1	0	12	69	7	5	.278	.228	.505	2

HUTCHEON, Dane**INF**

HEIGHT: 5-10

BATS: L

BORN: July 14, 1994 in McKinney, TX

WEIGHT: 172

THROWS: R

RESIDES: Colorado Springs, CO

SIGNED BY: N/A

OBTAINED: Minor League Free Agent (8/21/18)

SCHOOL: Montevallo (Ark.)

YEAR	CLUB	AVG	G	AB	R	H	2B	3B	HR	RBI	SH	SF	HBP	BB	SO	SB	CS	SLG	OBP	OPS	E
2016	GCL Twins	.216	34	97	15	21	2	0	0	6	3	0	1	14	21	5	2	.237	.321	.559	3
2017	GCL TWins	.200	13	30	8	6	1	1	0	7	0	1	1	4	8	1	1	.300	.306	.606	1
	Fort Myers	.000	4	9	0	0	0	0	0	0	0	0	0	0	2	0	0	.000	.000	.000	0
2018	Lake County	.289	13	45	6	13	1	0	0	3	0	0	0	4	9	1	1	.311	.347	.658	4
Minor Lge. Totals		.221	64	181	29	40	4	1	0	16	3	1	2	22	40	7	4	.254	.311	.565	8

ICE, Logan**C**HEIGHT: 5-10
WEIGHT: 195BATS: S
THROWS: RSIGNED BY: Connor Glassey
SCHOOL: Oregon StateBORN: May 27, 1995 in Tacoma, WA
RESIDES: Puyallup, WA

OBTAINED: CB (Round B, #72 overall) Selection by Indians in June, 2016 Draft

CAREER HIGHLIGHTS: **2018** - Placed on DL with right hand strain August 3 and missed remainder of season...**2017** - Named Best Defensive Catcher in Indians organization for a second consecutive season by **Baseball America**...**2016** - Named Pac-12 Defensive Player of the Year after throwing out 44 percent of basestealers as a junior at Oregon State...finalist for Johnny Bench Award, which recognizes top catcher in NCAA... named 12th-best prospect and Best Defensive Catcher in the organization by **Baseball America**.

YEAR	CLUB	AVG	G	AB	R	H	2B	3B	HR	RBI	SH	SF	HBP	BB	SO	SB	CS	SLG	OBP	OPS	E
2016	Mahoning Valley	.198	39	126	13	25	7	0	2	8	2	1	2	23	38	0	0	.302	.329	.631	2
2017	Lake County	.228	93	316	38	72	10	1	11	42	1	5	3	42	74	1	1	.370	.320	.690	6
2018	Lynchburg	.194	43	144	15	28	5	1	1	21	0	2	2	18	46	0	0	.264	.289	.553	1
	Akron	.250	17	48	8	12	3	2	0	8	1	1	0	5	18	0	0	.396	.315	.711	0
Minor Lge. Totals		.216	192	634	74	137	25	4	14	79	4	9	7	88	176	1	1	.334	.315	.649	9

IDROGO, Cesar**INF**HEIGHT: 5-11
WEIGHT: 170BATS: S
THROWS: RBORN: March 26, 2001 in San Antonio de Maturin, VZ
RESIDES: San Antonio de Capayacuar, VZ

OBTAINED: Non-Drafted Free Agent (7/2/17)

YEAR	CLUB	AVG	G	AB	R	H	2B	3B	HR	RBI	SH	SF	HBP	BB	SO	SB	CS	SLG	OBP	OPS	E
2018	DSL Indians	.309	45	165	18	51	8	2	3	28	0	3	2	13	16	7	0	.436	.361	.797	5

ISAACS, Todd**OF**HEIGHT: 5-11
WEIGHT: 180BATS: R
THROWS: RSIGNED BY: Juan Alvarez
SCHOOL: Palm Beach State CollegeBORN: May 22, 1996 in New Providence, Bahamas
RESIDES: Miami Gardens, FL

OBTAINED: 19th Round Selection by Indians in June, 2015 Draft

CAREER HIGHLIGHTS: **2018** - Led Indians organization and finished 10th in Midwest League in stolen bases (30)...tied for Lake County team lead in triples (3)...**2017** - Tied for Lake County team lead in stolen bases (18)...**2016** - Tied for Mahoning Valley team lead with 6 home runs...named New York-Penn League Mid-Season All-Star.

YEAR	CLUB	AVG	G	AB	R	H	2B	3B	HR	RBI	SH	SF	HBP	BB	SO	SB	CS	SLG	OBP	OPS	E
2015	AZL Indians	.214	34	117	12	25	1	2	1	6	3	1	1	1	27	5	1	.282	.225	.507	3
2016	Mahoning Valley	.333	44	144	24	48	6	1	6	20	6	2	5	8	45	14	2	.514	.384	.898	0
2017	Lake County	.224	82	295	30	66	14	2	9	33	1	2	3	12	103	18	3	.376	.260	.636	3
2018	Lake County	.232	106	388	47	90	20	3	4	31	2	0	8	17	115	30	6	.330	.278	.608	3
Minor Lge. Totals		.243	266	944	113	229	41	8	20	90	12	5	17	38	290	67	12	.367	.283	.650	9

JENKINS, Liam**RHP**

HEIGHT: 6-8

WEIGHT: 225

SIGNED BY: Bob Mayer

BATS: R

THROWS: R

BORN: April 9, 1997 in Mokena, IL

RESIDES: Mokena, IL

OBTAINED: 17th Round Selection by Indians in June, 2018 Draft

YEAR	CLUB	W-L	ERA	G	GS	CG	SHO	SV	IP	H	R	ER	HR	HB	BB	SO	WP	BK	AVG	SLG	OBP
2018	AZL Indians 1	4-0	4.91	14	0	0	0	0	22.0	18	13	12	0	3	16	37	3	0	.228	.266	.374

JEREZ, Elvis**RHP**

HEIGHT: 6-4

WEIGHT: 185

BATS: R

THROWS: R

BORN: February 5, 2000 in Fantino, DR

RESIDES: Fantino, DR

OBTAINED: Non-Drafted Free Agent (8/31/18)

JEREZ, Miguel**C**HEIGHT: 6-1
WEIGHT: 178BATS: R
THROWS: RBORN: October 24, 1997 in Santo Domingo Centro, DR
RESIDES: Santo Domingo Este, DR

OBTAINED: Non-Drafted Free Agent (3/21/16)

CAREER HIGHLIGHTS: **2018** - Named Most Valuable Player of Arizona League...Selected to Arizona League Postseason All-Star team...led Arizona League in home runs (14), total bases (101) and slugging percentage (.577), tied for 1st in RBI (37), finished 2nd in OPS (.937) and tied for 9th in doubles (11).

YEAR	CLUB	AVG	G	AB	R	H	2B	3B	HR	RBI	SH	SF	HBP	BB	SO	SB	CS	SLG	OBP	OPS	E
2016	DSL Indians	.208	38	125	14	26	6	1	1	14	0	1	1	22	31	3	2	.296	.329	.625	10
2017	AZL Indians	.218	30	110	11	24	8	0	1	12	0	0	1	8	37	1	0	.318	.277	.595	3
2018	AZL Indians 1	.274	48	175	30	48	11	0	*14	#37	0	1	3	21	56	2	0	*.577	.360	.937	0
Minor Lge. Totals		.239	116	410	55	98	25	1	16	63	0	2	5	51	124	6	2	.422	.329	.751	13

PLAYER DEVELOPMENT

JIMENEZ, Diarlin**RHP**HEIGHT: 6-5
WEIGHT: 180BATS: R
THROWS: RBORN: March 18, 2000 in Santo Domingo Centro, DR
RESIDES: Cristo Rey, DR
OBTAINED: Non-Drafted Free Agent (12/21/16)

CAREER HIGHLIGHTS: 2018 - Led Dominican Summer League in starts (15).

YEAR	CLUB	W-L	ERA	G	GS	CG	SHO	SV	IP	H	R	ER	HR	HB	BB	SO	WP	BK	AVG	SLG	OBP
2017	DSL Indians	4-6	4.98	14	10	0	0	0	65.0	79	*52	#36	2	7	20	47	12	2	.298	.370	.361
2018	DSL Indians	1-5	3.18	15	*15	0	0	0	65.0	68	44	23	2	4	23	46	10	2	.260	.324	.325
Minor Lge. Totals		5-11	4.08	29	25	0	0	0	130.0	147	96	59	4	11	43	93	22	4	.279	.347	.343

JIMENEZ, Luis**RHP**HEIGHT: 6-4
WEIGHT: 170BATS: R
THROWS: RBORN: January 2, 1995 in Yaguata, DR
RESIDES: Yaguata, DR
OBTAINED: Non-Drafted Free Agent (1/11/13)

YEAR	CLUB	W-L	ERA	G	GS	CG	SHO	SV	IP	H	R	ER	HR	HB	BB	SO	WP	BK	AVG	SLG	OBP
2013	DSL Indians	3-8	5.25	16	10	0	0	1	48.0	57	45	28	2	5	26	28	2	0	.289	.386	.383
2014	DSL Indians	4-3	1.67	13	10	0	0	0	54.0	39	17	10	0	4	20	39	0	1	.206	.217	.293
2015	AZL Indians	3-5	5.01	11	11	0	0	0	46.2	53	32	26	1	5	25	41	1	4	.290	.410	.390
2016	Mahoning Valley	1-5	5.24	14	7	0	0	0	55.0	48	39	32	4	5	31	38	10	0	.233	.301	.343
2017	Lake County	2-8	6.60	16	16	0	0	0	76.1	93	61	56	16	10	30	65	7	1	.294	.538	.373
2018	Lynchburg	3-3	5.74	23	0	0	0	0	31.1	36	26	20	4	7	20	25	6	2	.295	.475	.420
	Lake County	0-1	3.20	15	0	0	0	1	25.1	24	11	9	2	2	14	18	2	1	.250	.385	.354
Minor Lge. Totals		16-33	4.84	108	54	0	0	2	336.2	350	231	181	29	38	166	254	28	9	.267	.396	.364

JIMENEZ, Pablo**OF**HEIGHT: 6-2
WEIGHT: 175BATS: R
THROWS: RBORN: February 6, 1999 in Santo Domingo Centro, DR
RESIDES: Santo Domingo, DR
OBTAINED: Non-Drafted Free Agent (7/2/15)

CAREER HIGHLIGHTS: 2018 - Tied for 9th in Arizona League in home runs (5).

YEAR	CLUB	AVG	G	AB	R	H	2B	3B	HR	RBI	SH	SF	HBP	BB	SO	SB	CS	SLG	OBP	OPS	E
2016	DSL Indians	.257	52	183	16	47	8	2	4	16	0	2	2	11	45	0	2	.388	.303	.691	6
2017	DSL Indians	.224	26	85	18	19	2	0	1	6	0	1	4	17	26	2	3	.282	.374	.656	3
	DSL Co-op	.253	25	87	13	22	8	2	1	14	0	0	1	5	17	0	2	.425	.301	.726	3
2018	AZL Indians 2	.208	34	106	19	22	6	1	5	23	0	1	1	8	50	0	0	.425	.267	.692	0
Minor Lge. Totals		..239	137	461	66	110	24	5	11	59	0	4	8	41	138	2	7	.384	.309	.693	12

JONES, Nolan**INF**HEIGHT: 6-3
WEIGHT: 195
SIGNED BY: Mike Kanen
SCHOOL: Holy Ghost Prep (PA)BATS: L
THROWS: RBORN: May 7, 1998 in Langhorne, PA
RESIDES: Langhorne, PA
OBTAINED: 2nd Round Selection by Indians in June, 2016 Draft

CAREER HIGHLIGHTS: 2018 - Finished 3rd in Midwest League in OPS (.858), tied for 4th in on-base percentage (.393), finished 6th in slugging percentage (.464), tied for 8th in home runs (16) and finished 10th in walks (63)...led Lake County in on-base percentage (.393) and slugging percentage (.464)...named No. 2 prospect in Indians organization by *Baseball America* and *MLB Pipeline* entering 2019 season...voted Best Infield Arm in Indians Farm System by *Baseball America*...ranked as the No. 19 prospect in the Midwest League by *Baseball America* following the 2018 season...**2017** - Led organization in batting average (.317) and led team in batting average, runs scored (41), hits (69), doubles (19), games played (62) and walks (43)...also led New York-Penn League in on-base percentage (.430) and OPS (.912), tied for league lead with 25 extra-base hits and ranked 2nd in slugging percentage (.482)...named *Baseball America* Short-Season All-Star...named Best Strike Zone Discipline & Best Infield Arm in Indians Farm System entering 2018 by *Baseball America*...named Cleveland's No. 3 prospect and No. 80 in MLB overall entering 2018 by *ESPN*...**2016** - Named a 2016 Rawlings Perfect Game 1st Team All-American.

YEAR	CLUB	AVG	G	AB	R	H	2B	3B	HR	RBI	SH	SF	HBP	BB	SO	SB	CS	SLG	OBP	OPS	E
2016	AZL Indians	.257	32	109	10	28	5	2	0	9	0	1	1	23	49	3	1	.339	.388	.728	12
2017	Mahoning Valley	.317	62	218	41	69	18	3	4	33	0	2	2	43	60	1	0	.482	*.430	*.912	22
2018	Lynchburg	.298	30	104	23	31	9	0	3	17	0	0	0	26	34	0	0	.471	.438	.910	9
	Lake County	.279	90	323	46	90	12	0	16	49	0	3	0	63	97	2	1	.464	.393	.858	18
Minor Lge. Totals		.289	214	754	120	218	44	5	23	108	0	6	3	155	240	6	2	.452	.409	.862	34

KARINCHAK, James**RHP**HEIGHT: 6-3
WEIGHT: 215
SIGNED BY: Mike Kanen
SCHOOL: BryantBATS: R
THROWS: RBORN: September 22, 1995 in Newburg, NY
RESIDES: Walden, NY
OBTAINED: 9th Round Selection by Indians in June, 2017 Draft

CAREER HIGHLIGHTS: 2018 - Finished 5th in Carolina League in saves (13).

YEAR	CLUB	W-L	ERA	G	GS	CG	SHO	SV	IP	H	R	ER	HR	HB	BB	SO	WP	BK	AVG	SLG	OBP
2017	Mahoning Valley	2-2	5.79	10	6	0	0	0	23.1	30	15	15	1	0	9	31	1	0	.319	.468	.379
2018	Lynchburg	1-1	1.00	25	0	0	0	13	27.0	14	6	3	1	0	17	45	2	1	.161	.241	.295
	Lake County	3-0	0.79	7	0	0	0	1	11.1	8	1	1	0	0	7	20	2	0	.200	.275	.319
	Akron	0-1	2.61	10	0	0	0	0	10.1	7	3	3	1	0	12	16	1	0	.189	.324	.388
Minor Lge. Totals		6-4	2.75	52	6	0	0	14	72.0	59	25	22	3	0	45	112	6	1	.229	.341	.342

KELKBOOM, Makesiondon**INF**HEIGHT: 5-11
WEIGHT: 152BATS: R
THROWS: RBORN: July 12, 2000 in Leiden, Netherlands
RESIDES: Willemstad, Curacao
OBTAINED: Non-Drafted Free Agent (7/12/16)

YEAR	CLUB	AVG	G	AB	R	H	2B	3B	HR	RBI	SH	SF	HBP	BB	SO	SB	CS	SLG	OBP	OPS	E
2017	DSL Co-op	.207	34	121	8	25	6	2	0	13	2	1	1	12	29	2	8	.289	.281	.571	19
2018	AZL Indians 2	.127	26	71	12	9	3	0	1	7	1	1	2	15	27	5	5	.211	.292	.503	7
Minor Lge. Totals		.177	60	192	20	34	9	2	1	20	3	2	3	27	56	7	13	.260	.285	.546	26

KERY, Adoni**RHP**HEIGHT: 6-0
WEIGHT: 170BATS: R
THROWS: RBORN: February 18, 1996 in Las Terrenas, Samana, DR
RESIDES: Las Terrenas, DR
OBTAINED: Minor League Free Agent (5/31/17)

YEAR	CLUB	W-L	ERA	G	GS	CG	SHO	SV	IP	H	R	ER	HR	HB	BB	SO	WP	BK	AVG	SLG	OBP
2016	DSL Astros	0-0	0.00	2	0	0	0	0	2.0	3	0	0	0	0	3	2	1	0	.375	.375	.546
2017	AZL Indians	2-3	2.48	17	0	0	0	0	29.0	15	9	8	3	4	15	41	2	2	.155	.206	.293
	DSL Co-op	2-0	0.79	7	0	0	0	0	11.1	8	6	1	0	0	6	9	0	0	.186	.279	.333
2018	Lake County	0-0	0.00	1	0	0	0	0	0.2	2	0	0	0	0	1	0	0	1	.500	.750	.500
	Mahoning Valley	1-2	5.29	15	3	0	0	0	34.0	29	21	20	2	6	24	36	8	0	.232	.258	.374
Minor Lge. Totals		5-5	3.39	42	3	0	0	0	77.0	57	36	29	5	10	48	88	11	3	.207	--	--

KRAUTH, Ben**LHP**HEIGHT: 6-0
WEIGHT: 180BATS: L
THROWS: LBORN: March 10, 1994 in Concord, CA
RESIDES: Concord, CA
OBTAINED: 16th Round Selection by Indians in June, 2016 Draft
SIGNED BY: Steve Abney
SCHOOL: Kansas

CAREER HIGHLIGHTS: 2018 - Tied for 8th in Carolina League in appearances (38).

YEAR	CLUB	W-L	ERA	G	GS	CG	SHO	SV	IP	H	R	ER	HR	HB	BB	SO	WP	BK	AVG	SLG	OBP
2016	AZL Indians	2-0	0.00	7	0	0	0	2	14.0	9	1	0	0	1	0	20	1	0	.184	.184	.196
	Lake County	0-0	3.00	2	0	0	0	0	3.0	3	1	1	1	0	1	1	0	0	.300	.600	.364
	Mahoning Valley	2-0	2.57	7	0	0	0	0	21.0	16	7	6	1	0	6	25	0	0	.213	.293	.272
2017	Lake County	4-2	1.75	23	2	0	0	0	61.2	43	14	12	4	1	30	72	0	0	.205	.305	.305
	Lynchburg	1-0	1.59	10	1	0	0	4	17.0	8	3	3	1	0	9	20	1	0	.145	.236	.266
2018	Lynchburg	4-2	1.99	38	0	0	0	2	68.0	47	18	15	2	2	25	100	3	0	.191	.268	.270
	Akron	0-0	0.00	1	0	0	0	0	2.0	3	1	0	0	0	1	0	0	0	.333	.556	.400
Minor Lge. Totals		13-4	1.78	88	3	0	0	8	186.2	129	45	37	9	4	72	238	5	0	.197	.283	.280

KRIEGER, Tyler**INF**HEIGHT: 6-2
WEIGHT: 170BATS: S
THROWS: RBORN: January 16, 1994 in Laguna Hills, CA
RESIDES: Johns Creek, GA
OBTAINED: 4th Round Selection by Indians in June, 2015 Draft
SIGNED BY: Brad Tyler
SCHOOL: Clemson

CAREER HIGHLIGHTS: 2018 - Finished 7th in hits (129) and 9th in at-bats (468) in Eastern League...led Akron in hits (129) and tied for team lead in games played (123)...2017 - Tied for Akron team lead with career-high 25 doubles...played for Team Israel in the World Baseball Classic prior to season...played for Glendale Desert Dogs in Arizona Fall League...2016 - Entered the season ranked as the No. 20 prospect in Indians organization by *Baseball America*...recorded 23-game hitting streak from May 20-June 13, the 3rd-longest streak in all of Minor Leagues...Midwest League Mid-Season All Star...Indians 18th-best prospect entering 2017 (*Baseball America*)...2015 - Boasted 2nd-highest average for the Clemson Tigers in his junior year (.339)...named the 11th-best Preseason ACC prospect for the 2015 draft by *Perfect Game*...previously drafted in the 35th round of the 2012 First Year MLB Draft by the Seattle Mariners.

YEAR	CLUB	AVG	G	AB	R	H	2B	3B	HR	RBI	SH	SF	HBP	BB	SO	SB	CS	SLG	OBP	OPS	E
2016	Lynchburg	.282	59	220	33	62	13	4	2	23	2	3	4	28	52	6	7	.405	.369	.773	5
	Lake County	.313	69	262	51	82	13	4	3	35	0	4	4	29	66	15	8	.427	.385	.812	11
2017	Akron	.225	119	418	55	94	25	2	6	43	5	7	8	42	107	12	6	.337	.303	.640	15
2018	Akron	.276	123	468	69	129	22	4	5	55	3	5	4	38	88	19	10	.372	.332	.704	4
Minor Lge. Totals		.268	370	1368	208	367	73	14	16	156	10	19	20	137	313	52	31	.377	.339	.717	35

KWAN, Steven**OF**HEIGHT: 5-9
WEIGHT: 175BATS: L
THROWS: LBORN: September 5, 1997 in Los Gatos, CA
RESIDES: Fremont, CA
OBTAINED: 5th Round Selection by the Indians in the June, 2018 Draft
SIGNED BY: Conor Glassey
SCHOOL: Oregon State

YEAR	CLUB	AVG	G	AB	R	H	2B	3B	HR	RBI	SH	SF	HBP	BB	SO	SB	CS	SLG	OBP	OPS	E
2018	AZL Indians 1	.350	13	40	8	14	2	1	0	4	0	0	1	9	3	2	0	.450	.480	.930	1
	Mahoning Valley	.333	4	12	1	4	1	0	0	1	0	0	0	2	2	1	0	.417	.429	.845	0
Minor Lge. Totals		.346	17	52	9	18	3	1	0	5	0	0	1	11	5	3	0	.442	.469	.911	1

PLAYER DEVELOPMENT

LANTRIP, Andrew**RHP**

HEIGHT: 6-2

BATS: R

BORN: May 11, 1995 in Huntsville, TX

WEIGHT: 180

THROWS: R

RESIDES: Goodrich, TX

SIGNED BY: Kyle Van Hook

OBTAINED: 8th Round Selection by the Indians in the June, 2016 Draft

SCHOOL: Houston

CAREER HIGHLIGHTS: 2018 - Spent June 18-August 1 on the DL due to a right shoulder strain.

YEAR	CLUB	W-L	ERA	G	GS	CG	SHO	SV	IP	H	R	ER	HR	HB	BB	SO	WP	BK	AVG	SLG	OBP
2018	AZL Indians 1	1-0	2.45	8	3	0	0	0	7.1	6	3	2	0	0	3	8	0	0	.222	.296	.300
	Mahoning Valley	0-0	6.75	3	0	0	0	0	2.2	4	2	2	0	1	0	3	0	0	.333	.417	.385
Minor Lge. Totals		1-0	3.60	11	3	0	0	0	10.0	10	5	4	0	1	3	11	0	0	.256	.333	.326

LARA, Jesus**INF**

HEIGHT: 5-8

BATS: R

BORN: June 23, 2002 in Maracay, VZ

WEIGHT: 160

THROWS: R

RESIDES: Maracay, VZ

OBTAINED: Non-Drafted Free Agent (7/12/18)

LAUREANO, Jonathan**INF**

HEIGHT: 6-1

BATS: R

BORN: December 21, 1995 in Manati, PR

WEIGHT: 200

THROWS: R

RESIDES: Vega Baja, PR

SIGNED BY: Blaze Lambert

OBTAINED: 25th Round Selection by the Indians in the June, 2016 Draft

SCHOOL: Connors State JC (OK)

YEAR	CLUB	AVG	G	AB	R	H	2B	3B	HR	RBI	SH	SF	HBP	BB	SO	SB	CS	SLG	OBP	OPS	E
2016	Mahoning Valley	.104	23	77	3	8	0	0	1	10	2	3	1	3	15	0	0	.143	.143	.286	6
2017	Mahoning Valley	.231	35	134	17	31	4	1	1	12	0	1	1	1	27	1	1	.299	.241	.539	4
	Akron	.200	3	10	1	2	1	0	0	2	0	0	0	1	0	1	0	.300	.273	.573	1
2018	Lake County	.245	89	326	40	80	18	0	9	38	2	2	6	21	86	1	3	.383	.301	.685	7
	Akron	.000	2	7	0	0	0	0	0	0	0	0	0	1	2	0	0	.000	.125	.125	0
Minor Lge. Totals		.218	152	554	61	121	23	1	11	62	4	6	8	27	130	3	4	.323	.262	.585	18

LAVASTIDA, Bryan**C**

HEIGHT: 6-0

BATS: R

BORN: November 27, 1998 in Miami, FL

WEIGHT: 200

THROWS: R

RESIDES: Hialeah, FL

SIGNED BY: Steffan Segui

OBTAINED: 15th Round Selection by the Indians in the June, 2018 Draft

SCHOOL: Hillsborough Community College (FL)

YEAR	CLUB	AVG	G	AB	R	H	2B	3B	HR	RBI	SH	SF	HBP	BB	SO	SB	CS	SLG	OBP	OPS	E
2018	AZL Indians 1	.292	33	120	23	35	4	1	1	20	2	1	4	22	23	5	5	.367	.415	.782	3

LINARES, Leandro**RHP**

HEIGHT: 6-2

BATS: R

BORN: January 27, 1994 in Villa Clara, Cuba

WEIGHT: 195

THROWS: R

RESIDES: Miami Gardens, FL

OBTAINED: Non-Drafted Free Agent (7/30/13)

CAREER HIGHLIGHTS: 2018 - Placed on DL on August 29 with right calf strain and missed remainder of season...spent May 21-June 20 on DL with right shoulder strain.

YEAR	CLUB	W-L	ERA	G	GS	CG	SHO	SV	IP	H	R	ER	HR	HB	BB	SO	WP	BK	AVG	SLG	OBP
2014	AZL Indians	2-3	7.62	11	3	0	0	1	39.0	39	38	33	4	5	29	38	8	6	.262	.403	.390
2015	Mahoning Valley	0-7	6.55	13	12	0	0	0	44.0	40	36	32	3	3	44	31	6	1	.248	.329	.414
2016	Lynchburg	0-0	0.00	2	0	0	0	0	2.1	2	0	0	0	0	1	3	0	0	.222	.444	.300
	Lake County	1-1	1.76	15	0	0	0	4	30.2	21	8	6	0	1	8	39	4	0	.194	.269	.256
	Mahoning Valley	0-0	0.00	6	0	0	0	0	11.2	3	0	0	0	0	3	13	0	0	.083	.083	.154
2017	Akron	2-2	3.78	23	0	0	0	3	33.1	39	19	14	2	0	21	37	5	0	.295	.424	.387
	Lynchburg	2-1	0.78	19	0	0	0	5	23.0	19	6	2	2	3	11	20	5	0	.229	.313	.337
2018	Lynchburg	4-1	5.20	18	1	0	0	0	27.2	29	17	16	2	0	32	34	5	0	.274	.368	.442
	Akron	2-2	6.05	14	0	0	0	1	19.1	21	13	13	1	0	14	13	4	0	.288	.466	.402
Minor Lge. Totals		13-17	4.52	121	16	0	0	14	231.0	213	137	116	14	12	163	228	37	7	.249	.355	.355

LINGOS, Eli**LHP**

HEIGHT: 6-0
 WEIGHT: 192
 SIGNED BY: Ryan Perry
 SCHOOL: Arizona State

BATS: L
 THROWS: L

BORN: May 21, 1996 in Poway, CA
 RESIDES: Temecula, CA
 OBTAINED: 22nd Round Selection in June, 2018 Draft

YEAR	CLUB	W-L	ERA	G	GS	CG	SHO	SV	IP	H	R	ER	HR	HB	BB	SO	WP	BK	AVG	SLG	OBP
2018	AZL Indians 1	2-0	2.61	12	0	0	0	3	20.2	19	7	6	1	1	2	34	1	0	.232	.293	.259
	Mahoning Valley	1-0	4.76	5	0	0	0	0	11.1	12	6	6	0	0	2	13	2	0	.267	.400	.298
Minor Lge. Totals		3-0	3.38	17	0	0	0	3	32.0	31	13	12	1	1	4	47	3	0	.244	.331	.273

LONGO, Mitch**OF**

HEIGHT: 6-0
 WEIGHT: 185
 SIGNED BY: Junie Melendez
 SCHOOL: Ohio University

BATS: L
 THROWS: R

BORN: January 12, 1995 in Mayfield, OH
 RESIDES: Naples, FL
 OBTAINED: 14th Round Selection by Indians in June, 2016 Draft

CAREER HIGHLIGHTS: **2018** - Led Lynchburg in hits (127), stolen bases (18), triples (5), total bases (189), games played (119), at-bats (461) and runs (73) and tied for team lead in doubles (28) and RBI (52)...**2017** - Finished 3rd in Carolina League in runs (73), tied for 3rd in doubles (28), 7th in hits (127), tied for 8th in triples (5), 9th in total bases (189) and 9th in at-bats (461)...tied for Lake County lead in stolen bases (18)...**2017** - Missed most of first month of season on DL...posted 13-game hitting streak from May 17-July 7; batted .417 with 20 hits and 5 RBI during streak...reached base safely in all 31 home games with Lake County and hit safely in 45 of 55 games overall with Captains before promotion to Lynchburg on August 31...had a hit in 4 of 5 games with Lynchburg to end season.

YEAR	CLUB	AVG	G	AB	R	H	2B	3B	HR	RBI	SH	SF	HBP	BB	SO	SB	CS	SLG	OBP	OPS	E
2016	Mahoning Valley	.307	38	137	21	42	9	1	1	15	0	2	2	8	17	4	0	.409	.349	.758	1
2017	Lake County	.361	55	202	37	73	18	2	4	25	0	3	4	23	35	18	1	.530	.431	.961	2
	Lynchburg	.563	5	16	8	9	2	0	0	3	0	0	0	4	2	2	0	.688	.650	1.338	0
2018	Lynchburg	.275	119	461	73	127	28	5	8	52	2	4	4	41	97	18	8	.410	.337	.747	5
Minor Lge. Totals		.308	217	816	139	251	57	8	13	95	2	9	10	76	151	42	9	.445	.370	.815	8

LOOPSTOK, Sicnarf**C**

HEIGHT: 5-11
 WEIGHT: 195
 SIGNED BY: Mark Allen
 SCHOOL: W. Oklahoma St. College

BATS: R
 THROWS: R

BORN: April 26, 1993 in Oranjestad, Aruba
 RESIDES: Altus, OK
 OBTAINED: 13th Round Selection by Indians in June, 2013

CAREER HIGHLIGHTS: **2017** - Named Carolina League Mid-Season and Postseason All-Star...Tied for 2nd in Carolina League with 49 extra-base hits and 5th in slugging percentage (.456) and total bases (192)...led Lynchburg in home runs (17) and slugging percentage (.456) and tied for team lead in RBI (65)...**2013** - Won 2013 Moniker Madness Crown, an award that recognizes best name in Minor League Baseball...Sicnarfis Loopstock's father's name, Francis, spelled backward.

YEAR	CLUB	AVG	G	AB	R	H	2B	3B	HR	RBI	SH	SF	HBP	BB	SO	SB	CS	SLG	OBP	OPS	E
2013	Mahoning Valley	.205	24	73	4	15	1	1	0	2	0	0	0	4	14	0	1	.247	.247	.493	4
2014	Lake County	.278	10	36	7	10	2	1	1	2	0	0	2	3	7	2	0	.472	.366	.838	1
	AZL Indians	.467	5	15	6	7	0	1	4	6	0	0	0	3	4	0	0	1.400	.556	1.956	0
2015	Lynchburg	.218	28	87	8	19	7	0	4	12	0	4	3	8	26	2	0	.437	.294	.731	3
	Lake County	.186	14	43	5	8	1	0	1	6	0	0	1	4	13	1	0	.279	.271	.550	0
	Mahoning Valley	.214	5	14	4	3	1	0	0	1	0	0	0	3	5	0	0	.286	.353	.639	0
2016	Lynchburg	.281	55	178	27	50	11	3	2	17	2	2	9	15	39	10	3	.410	.363	.773	4
	Lake County	.213	16	47	6	10	3	0	0	4	1	0	1	2	14	1	2	.277	.260	.537	1
2017	Lynchburg	.249	119	421	67	105	28	4	17	65	2	6	13	52	132	11	8	.456	.346	.802	13
2018	Akron	.225	58	182	29	41	4	2	9	35	1	4	5	36	57	1	2	.418	.361	.779	3
Minor Lge. Totals		.245	334	1096	163	268	58	12	38	150	6	16	34	130	311	28	16	.423	.339	.762	29

LOPEZ, Angel**C**

HEIGHT: 5-10
 WEIGHT: 194
 SIGNED BY: Bob Mayer
 SCHOOL: Northampton CC (PA)

BATS: R
 THROWS: R

BORN: March 14, 1997 in Santurce, PR
 RESIDES: Canovanas, PR
 OBTAINED: 13th Round Selection by Indians in June, 2017 Draft

CAREER HIGHLIGHTS: **2017** - Hit .411 (58-for-141) with a school-record 14 home runs and 62 RBI in 44 games his senior season...named First Team All-Region by NJCAA.

YEAR	CLUB	AVG	G	AB	R	H	2B	3B	HR	RBI	SH	SF	HBP	BB	SO	SB	CS	SLG	OBP	OPS	E
2017	AZL Indians	.194	23	72	14	14	6	1	2	6	0	1	0	9	20	0	0	.389	.280	.669	4
2018	Lynchburg	.278	6	18	4	5	1	0	1	4	0	0	0	4	5	0	0	.500	.409	.909	0
	Mahoning Valley	.197	37	122	10	24	9	0	1	7	5	0	2	13	25	0	0	.295	.285	.580	4
Minor Lge. Totals		.203	66	212	28	43	16	1	4	17	5	1	2	26	50	0	0	.344	.294	.639	8

PLAYER DEVELOPMENT

LOPEZ, Euclides**RHP**HEIGHT: 5-10
WEIGHT: 170BATS: R
THROWS: RBORN: October 13, 2000 in Santo Domingo, DR
RESIDES: Santo Domingo, DR
OBTAINED: Non-Drafted Free Agent (2/22/18)

YEAR	CLUB	W-L	ERA	G	GS	CG	SHO	SV	IP	H	R	ER	HR	HB	BB	SO	WP	BK	AVG	SLG	OBP
2018	DSL Indians 2	0-3	11.09	14	0	0	0	1	18.2	27	24	23	1	5	24	15	12	0	.355	.566	.528
	DSL Indians	0-0	3.38	2	0	0	0	1	2.2	2	2	1	0	2	2	2	0	0	.222	.222	.429
Minor Lge. Totals		0-3	10.13	16	0	0	0	2	21.1	29	26	24	1	7	26	17	12	0	.341	.529	.516

LOPEZ, Francisco**RHP**HEIGHT: 5-11
WEIGHT: 170BATS: R
THROWS: RBORN: February 13, 1994 in La Romana, DR
RESIDES: Santo Domingo, DR
OBTAINED: Non-Drafted Free Agent (3/6/13)

CAREER HIGHLIGHTS: 2016 - Missed entire season due to "Tommy John" surgery.

YEAR	CLUB	W-L	ERA	G	GS	CG	SHO	SV	IP	H	R	ER	HR	HB	BB	SO	WP	BK	AVG	SLG	OBP
2013	DSL Indians	0-3	1.83	12	8	0	0	1	39.1	32	17	8	2	6	18	47	6	0	.221	.303	.331
2014	AZL Indians	1-0	1.46	4	1	0	0	0	12.1	10	5	2	0	0	5	17	3	0	.213	.234	.288
2015	AZL Indians	0-2	7.90	7	1	0	0	0	13.2	16	14	12	1	4	4	5	2	0	.281	.333	.369
2016		INJURED--DID NOT PLAY																			
2017	Mahoning Valley	0-0	9.00	2	0	0	--	0	2.0	1	2	2	0	0	3	4	0	0	.200	.200	.500
	AZL Indians	0-0	0.00	9	1	0	0	0	8.2	4	0	0	0	1	3	11	2	0	.138	.138	.242
2018	AZL Indians	0-1	5.63	9	0	0	0	1	8.0	7	5	5	0	0	5	13	2	0	.233	.300	.343
Minor Lge. Totals		1-6	3.18	53	11	0	0	2	96.1	80	49	34	4	11	45	113	16	0	.223	.290	.326

LOPEZ, Jonathan**INF**HEIGHT: 6-2
WEIGHT: 175BATS: S
THROWS: RBORN: August 13, 1999 in Santo Domingo, DR
RESIDES: Santo Domingo, DR
OBTAINED: Non-Drafted Free Agent (7/21/16)

YEAR	CLUB	AVG	G	AB	R	H	2B	3B	HR	RBI	SH	SF	HBP	BB	SO	SB	CS	SLG	OBP	OPS	E
2016	DSL Indians	.189	21	74	7	14	2	0	0	2	1	0	2	3	14	1	0	.216	.241	.457	9
2017	DSL Indians	.267	62	225	35	60	10	5	2	36	2	5	6	32	40	3	3	.382	.366	.748	16
2018	AZL Indians	.203	24	79	8	16	3	0	0	4	1	0	1	13	22	0	1	.241	.323	.563	9
	AZL Indians	.280	14	50	11	14	0	2	0	7	0	0	1	9	13	3	2	.360	.400	.760	9
Minor Lge. Totals		.243	121	428	61	104	15	7	2	49	4	5	10	57	89	7	6	.325	.342	.667	43

LUCAS, Simeon**C**HEIGHT: 6-3
WEIGHT: 215BATS: L
THROWS: RSIGNED BY: Les Pajari
SCHOOL: Grant Community HS (IL)BORN: February 7, 1996 in Ingleside, IL
RESIDES: Ingleside, IL
OBTAINED: 7th Round by Indians in June, 2014 Draft

YEAR	CLUB	AVG	G	AB	R	H	2B	3B	HR	RBI	SH	SF	HBP	BB	SO	SB	CS	SLG	OBP	OPS	E
2014	AZL Indians	.217	16	46	7	10	3	1	0	6	0	0	0	9	25	1	1	.326	.345	.672	5
2015	AZL Indians	.188	28	96	12	18	6	2	2	13	1	1	0	12	43	0	0	.354	.275	.629	2
2016	Mahoning Valley	.250	1	4	2	1	1	0	0	1	0	0	0	1	1	0	0	.500	.400	.900	0
	AZL Indians	.239	27	92	16	22	3	0	3	13	0	1	0	11	41	4	0	.370	.317	.687	3
2017	Mahoning Valley	.262	43	164	16	43	7	0	3	25	0	1	4	7	55	0	0	.360	.307	.667	0
2018	Mahoning Valley	.260	39	127	15	33	11	0	3	17	0	0	0	17	51	1	1	.417	.347	.765	3
Minor Lge. Totals		.240	154	529	68	127	31	3	11	75	1	3	4	57	216	6	2	.372	.317	.689	16

MADE, Marlin**OF**HEIGHT: 5-11
WEIGHT: 165BATS: L
THROWS: LBORN: April 16, 2001 in Bani, DR
RESIDES: Bani, DR
OBTAINED: Non-Drafted Free Agent (7/2/17)

YEAR	CLUB	AVG	G	AB	R	H	2B	3B	HR	RBI	SH	SF	HBP	BB	SO	SB	CS	SLG	OBP	OPS	E
2018	DSL Indians	.263	53	194	26	51	12	2	1	24	0	2	0	23	37	2	4	.361	.338	.699	4

MAESTRE, Jesus**INF**HEIGHT: 5-10
WEIGHT: 155BATS: R
THROWS: RBORN: February 4, 2000 in Cumana, Venezuela
RESIDES: Cumana, Venezuela
OBTAINED: Non-Drafted Free Agent (7/2/16)

CAREER HIGHLIGHTS: 2018 - Named Mid-Season Dominican Summer League All-Star.

YEAR	CLUB	AVG	G	AB	R	H	2B	3B	HR	RBI	SH	SF	HBP	BB	SO	SB	CS	SLG	OBP	OPS	E
2017	DSL Indians	.059	12	34	4	2	2	0	0	1	0	0	2	6	6	0	1	.118	.238	.356	7
	DSL Co-op	.133	27	75	10	10	0	0	0	3	0	0	3	12	19	6	1	.133	.278	.411	7
2018	DSL Indians	.263	53	194	26	51	12	2	1	24	0	2	0	23	37	2	4	.361	.338	.699	4
Minor Lge. Totals		.200	64	185	28	37	6	2	1	20	0	1	11	33	44	13	2	.270	.352	.622	18

MANZANILLO, Maiker**RHP**HEIGHT: 6-2
WEIGHT: 190BATS: R
THROWS: RBORN: October 14, 1996 in Santo Domingo, DR
RESIDES: Santo Domingo, DR
OBTAINED: Non-Drafted Free Agent (9/11/15)

YEAR	CLUB	W-L	ERA	G	GS	CG	SHO	SV	IP	H	R	ER	HR	HB	BB	SO	WP	BK	AVG	SLG	OBP
2016	DSL Indians	2-3	3.00	14	0	0	0	0	21.0	18	10	7	1	1	6	16	0	1	.237	.316	.294
2017	Mahoning Valley	0-0	6.23	3	0	0	0	0	4.1	5	3	3	0	1	1	5	1	0	.313	.375	.389
	AZL Indians	1-1	2.45	13	1	0	0	1	36.2	26	14	10	2	2	5	37	4	1	.198	.290	.237
2018	Lake County	0-1	6.26	17	0	0	0	0	27.1	36	21	19	3	5	9	18	6	0	.330	.550	.397
	AZL Indians	1-0	0.00	4	0	0	0	0	5.0	2	0	0	0	0	0	11	1	0	.118	.118	.118
Minor Lge. Totals		4-5	3.72	51	1	0	0	1	94.1	87	48	39	6	9	21	87	12	2	.249	.372	.304

MARABELL, Connor**OF**HEIGHT: 6-1
WEIGHT: 195BATS: L
THROWS: RBORN: March 28, 1994 in Jacksonville, FL
RESIDES: St. Johns, FL
OBTAINED: 25th Round Selection by Indians in June, 2015 Draft

SIGNED BY: Mike Bradford

SCHOOL: Jacksonville

CAREER HIGHLIGHTS: 2018 - Named Eastern League Mid-Season All-Star and an MiLB.com Organizational All-Star...led the RubberDucks in batting average (.296), OPS (.822) and tied for the lead in RBI (64)...played for Glendale in the Arizona Fall League, hitting .294 with nine XBH and 10 RBI in 22 games...2016 - Led the Captains with 32 doubles and a .482 slugging percentage, which was the 2nd-best mark among all qualified Minor Leaguers...named Midwest League Postseason All-Star...led Indians system with 45 doubles.

YEAR	CLUB	AVG	G	AB	R	H	2B	3B	HR	RBI	SH	SF	HBP	BB	SO	SB	CS	SLG	OBP	OPS	E
2015	Mahoning Valley	.222	61	230	19	51	5	3	1	18	7	1	2	6	17	0	2	.283	.247	.530	3
2016	Lynchburg	.266	35	128	11	34	13	1	1	19	0	2	0	4	17	1	1	.406	.284	.690	1
	Lake County	.311	95	338	41	105	32	4	6	50	2	6	1	33	50	11	3	.482	.368	.850	1
2017	Columbus	.467	5	15	0	7	2	0	0	1	0	0	0	1	3	0	2	.600	.500	1.100	1
	Akron	.268	11	41	2	11	1	0	0	2	0	0	0	3	8	0	0	.293	.318	.611	1
	Lynchburg	.238	97	362	43	86	15	1	6	45	2	3	1	31	57	8	5	.334	.297	.631	7
2018	Columbus	.214	31	117	12	25	8	1	2	9	0	0	0	3	16	1	0	.350	.233	.584	0
	Akron	.296	89	345	52	102	23	4	11	64	2	4	3	23	58	4	3	.481	.341	.822	0
Minor Lge. Totals		.267	424	1576	180	421	99	14	27	208	13	16	7	104	226	25	16	.399	.312	.711	14

MARMOL, Roger**INF**HEIGHT: 5-11
WEIGHT: 190BATS: R
THROWS: RBORN: October 5, 1999 in Sincelejo, Colombia
RESIDES: Sincelejo, Colombia
OBTAINED: Non-Drafted Free Agent (12/29/16)

YEAR	CLUB	AVG	G	AB	R	H	2B	3B	HR	RBI	SH	SF	HBP	BB	SO	SB	CS	SLG	OBP	OPS	E
2017	DSL Indians	.243	40	140	14	34	7	1	2	17	0	1	3	12	37	0	1	.350	.314	.664	3
2018	DSL Indians	.190	49	158	24	30	7	0	3	18	0	0	10	13	57	0	0	.291	.293	.584	8
Minor Lge. Totals		.215	89	298	38	64	14	1	5	35	0	1	13	25	94	0	1	.319	.303	.622	11

MARTINEZ, Angel**SS**HEIGHT: 6-0
WEIGHT: 165BATS: S
THROWS: RBORN: January 27, 2002 in Santo Domingo, DR
RESIDES: Santo Domingo, DR
OBTAINED: Non-Drafted Free Agent (7/2/18)**MARTINEZ, Daniel****RHP**HEIGHT: 6-4
WEIGHT: 150BATS: R
THROWS: RBORN: San Pedro de Macoris, DR
RESIDES: San Pedro de Macoris, DR
OBTAINED: Non-Drafted Free Agent (2/14/18)

YEAR	CLUB	W-L	ERA	G	GS	CG	SHO	SV	IP	H	R	ER	HR	HB	BB	SO	WP	BK	AVG	SLG	OBP
2018	DSL Indians	1-4	5.96	19	0	0	0	2	25.2	24	23	17	0	7	15	25	1	2	.245	.378	.377

McCARTHY, Shane**RHP**HEIGHT: 6-2
WEIGHT: 190BATS: R
THROWS: RBORN: July 29, 1996 in Fair Haven, NJ
RESIDES: Fair Haven, NJ
OBTAINED: 18th Round Selection by Indians in June, 2018 DraftSIGNED BY: Mike Kanen
SCHOOL: Seton Hall

YEAR	CLUB	W-L	ERA	G	GS	CG	SHO	SV	IP	H	R	ER	HR	HB	BB	SO	WP	BK	AVG	SLG	OBP
2018	AZL Indians	2-0	1.35	9	0	0	0	1	20.0	18	3	3	0	2	2	20	2	0	.240	.240	.278
	Mahoning Valley	1-1	0.43	6	4	0	0	0	21.0	13	2	1	0	1	2	16	1	0	.178	.192	.211
Minor Lge. Totals		3-1	0.88	15	4	0	0	1	41.0	31	5	4	0	3	4	36	3	0	.209	.216	.245

PLAYER DEVELOPMENT

McCARTY, Kirk

LHP

HEIGHT: 5-10
WEIGHT: 185
SIGNED BY: Chuck Bartlett
SCHOOL: Southern Mississippi

BATS: L
THROWS: L

BORN: October 12, 1995 in Hattiesburg, MS
RESIDES: Hattiesburg, MS
OBTAINED: 7th Round Selection by Indians in June, 2017 Draft

CAREER HIGHLIGHTS: **2018** - Led the organization and finished 3rd in the Midwest League in strikeouts (161).

YEAR	CLUB	W-L	ERA	G	GS	CG	SHO	SV	IP	H	R	ER	HR	HB	BB	SO	WP	BK	AVG	SLG	OBP
2017	MahoningValley	2-2	1.85	13	6	0	0	0	34.0	27	12	7	3	2	10	33	1	0	.213	.299	.279
2018	Lynchburg	1-2	3.19	5	5	0	0	0	31.0	26	12	11	2	4	4	29	1	0	.234	.333	.283
	Lake County	4-9	4.29	22	22	0	0	0	115.1	120	60	55	14	2	34	132	6	0	.270	.434	.322
	Minor Lge. Totals	7-13	3.64	40	33	0	0	0	180.1	173	84	73	19	8	48	194	8	0	.253	.392	.308

McKENZIE, Triston

RHP

HEIGHT: 6-5
WEIGHT: 165
SIGNED BY: Juan Alvarez
SCHOOL: Royal Palm Beach HS

BATS: R
THROWS: R

BORN: August 2, 1997 in Brooklyn, NY
RESIDES: Loxahatchee, FL
OBTAINED: 1st Round Selection (42nd overall) by Indians in June, 2015 Draft

CAREER HIGHLIGHTS: **2018** - Started the year on the 7-day DL with forearm soreness, made season debut with Lynchburg June 7...led RubberDucks starters in ERA...Named top prospect in Indians system by **Baseball America**, **MLB Pipeline** and **Baseball Prospectus**...named Best Curveball in Indians Farm System by **Baseball America**...ranked as the No. 11 prospect in the Eastern League by **Baseball America** following the 2018 season...**2017** - Named Carolina League Pitcher of the Year in his age-19 season, as he paced the league in strikeouts (186), wins (12) and opponent batting average (.191)...his 186 strikeouts ranked 2nd in all of Minor League Baseball and struck out 10 or more batters on six occasions...represented the Indians at the 2017 MLB Futures Game and was named to the Carolina League's Mid-Season and Postseason All-Star teams...**2016** - Named **Baseball America's** 2016 Short-Season Pitcher of the Year after going 6-5 with a 1.62 ERA over 15 starts between Mahoning Valley and Lake County...posted a 0.55 ERA over his first nine starts of the year...led the Scrappers with 55 strikeouts...recognized as third-best prospect and Best Curveball in Indians organization entering 2017 by **Baseball America**...**2015** - Named the eighth-best prospect in the Indians organization entering 2016 by **Baseball America**...recorded 0.79 ERA during his senior campaign at Royal Palm Beach HS.

YEAR	CLUB	W-L	ERA	G	GS	CG	SHO	SV	IP	H	R	ER	HR	HB	BB	SO	WP	BK	AVG	SLG	OBP
2015	AZL Indians	1-1	0.75	4	3	0	0	0	12.0	4	1	1	0	0	3	17	1	0	.100	.125	.163
2016	Lake County	2-2	3.18	6	6	0	0	0	34.0	27	12	12	2	1	6	49	3	0	.214	.325	.256
	Mahoning Valley	4-3	0.55	9	9	1	0	0	49.1	31	7	3	2	2	16	55	3	0	.180	.262	.258
2017	Lynchburg	*12-6	3.46	25	25	0	0	0	143.0	105	62	55	14	1	45	*186	8	1	*.203	.322	.267
2018	Akron	7-4	2.68	16	16	0	0	0	90.2	63	31	27	8	4	28	87	5	0	.191	.316	.262
	Minor Lge. Totals	26-16	2.68	60	59	1	0	0	329.0	230	113	98	26	8	98	394	19	1	.194	.305	.260

MEDINA, Jose

OF/1B

HEIGHT: 6-1
WEIGHT: 185

BATS: L
THROWS: L

BORN: February 14, 1995 in Santiago de los Caballeros, DR
RESIDES: Santiago de los Caballeros, DR
OBTAINED: Non-Drafted Free Agent (9/6/13)

CAREER HIGHLIGHTS: **2014** - Ranked among DSL leaders in RBI (2nd, 55) and doubles (T-3rd, 21)...was named to the DSL Mid-Season All-Star team.

YEAR	CLUB	AVG	G	AB	R	H	2B	3B	HR	RBI	SH	SF	HBP	BB	SO	SB	CS	SLG	OBP	OPS	E
2014	DSL Indians	.320	67	250	41	80	21	5	2	55	2	3	7	26	35	12	6	.468	.395	.863	6
2015	AZL Indians	.249	47	177	25	44	7	5	2	15	0	1	3	15	36	1	2	.379	.316	.695	3
2016	Lake County	.240	60	196	22	47	11	3	8	22	0	1	3	11	59	2	1	.449	.289	.738	2
2017	Columbus	.000	1	3	0	0	0	0	0	0	0	0	0	0	3	0	0	.000	.000	.000	0
	Lynchburg	.290	10	31	3	9	4	0	0	9	0	1	0	3	9	0	1	.419	.343	.762	2
	Lake County	.234	54	175	28	41	6	0	9	17	0	0	5	18	56	0	2	.423	.323	.746	5
2018	Lynchburg	.250	30	100	9	25	5	1	2	7	0	0	0	13	20	1	3	.380	.336	.716	1
	Lake County	.278	48	169	22	47	11	1	4	16	0	1	0	15	29	1	1	.426	.335	.761	3
	Minor Lge. Totals	.266	317	1101	150	293	65	15	27	141	2	7	18	101	247	17	16	.426	.336	.762	22

MEJIA, Gabriel

OF

HEIGHT: 5-11
WEIGHT: 160

BATS: S
THROWS: R

BORN: July 30, 1995 in Azua, DR
RESIDES: Azua, DR
OBTAINED: Non-Drafted Free Agent (10/28/13)

CAREER HIGHLIGHTS: **2017** - Missed 10 weeks with left wrist soreness...**2016** - Batted .322 over 65 games for Mahoning Valley, the 2nd-highest average in the Indians organization...led the team with 28 stolen bases, which were the 2nd-most in the New York-Penn. League and 3rd-most in the organization...named a NYPL Mid-Season All-Star and the Fastest Baserunner in the Indians system by **Baseball America**. **2015** - Finished the season with the highest batting average in the Indians organization (.344)...led the Arizona League with 34 stolen bases, T-1st in runs scored 41, finished 2nd in batting average (.357) and T-3rd in hits (60)...named Fastest Baserunner in the organization entering the season by **Baseball America**. **2014** - Led Dominican Summer League in stolen bases (1st, 72), walks (T1st, 51), games played (2nd, 70), runs scored (2nd, 67), hits (T2nd, 88)...named DSL Mid-Season All-Star.

YEAR	CLUB	AVG	G	AB	R	H	2B	3B	HR	RBI	SH	SF	HBP	BB	SO	SB	CS	SLG	OBP	OPS	E
2014	DSL Indians	.335	70	263	67	88	6	5	0	20	1	1	1	51	50	72	20	.395	.443	.838	3
2015	Mahoning Valley	.304	16	56	9	17	1	0	0	4	0	0	0	1	8	6	1	.321	.316	.637	2
	AZL Indians	.357	43	168	41	60	8	1	0	18	2	1	4	21	20	34	10	.417	.438	.855	1
2016	Mahoning Valley	.322	65	264	55	*85	8	3	0	16	5	0	0	24	51	28	9	.375	.378	.753	5
2017	Lake County	.229	44	153	15	35	4	1	0	8	1	2	0	13	31	12	4	.268	.286	.554	1
	AZL Indians	.278	10	36	4	10	2	0	0	2	0	0	1	1	2	4	3	.333	.316	.649	2
2018	Lake County	.226	32	115	10	26	4	1	0	8	1	2	1	12	20	4	4	.278	.300	.578	1
	Mahoning Valley	.283	15	53	9	15	2	1	0	7	0	2	0	5	8	5	1	.358	.333	.692	0
	Minor Lge. Totals	.303	295	1108	210	336	35	12	0	83	10	8	7	128	190	165	52	.356	.376	.733	15

MEJIA, Wilmer**RHP**HEIGHT: 6-2
WEIGHT: 170BATS: R
THROWS: RBORN: January 15, 1999 in Bani, DR
RESIDES: Bani, DR
OBTAINED: Non-Drafted Free Agent (5/25/17)

YEAR	CLUB	W-L	ERA	G	GS	CG	SHO	SV	IP	H	R	ER	HR	HB	BB	SO	WP	BK	AVG	SLG	OBP
2017	DSL Co-op	0-3	4.79	10	7	0	0	0	41.1	54	28	22	4	4	6	29	5	0	.320	.485	.354
2018	AZL Indians 2	4-2	4.30	10	8	0	0	0	46.0	49	26	22	1	7	15	40	7	2	.271	.403	.350
Minor Lge. Totals		4-5	4.53	20	15	0	0	0	87.1	103	54	44	5	11	21	69	12	2	.294	.443	.352

MEYER, Brendan**RHP**HEIGHT: 6-5
WEIGHT: 225
SIGNED BY: Keith Van HookBATS: L
THROWS: RBORN: October 8, 1994 in Las Vegas, NV
RESIDES: Las Vegas, NV
OBTAINED: Non-Drafted Free Agent (6/26/18)

YEAR	CLUB	W-L	ERA	G	GS	CG	SHO	SV	IP	H	R	ER	HR	HB	BB	SO	WP	BK	AVG	SLG	OBP
2018	AZL Indians	1-2	5.31	13	0	0	0	1	20.1	26	15	12	0	1	7	16	4	0	.292	.382	.351

MEZA, Wuilson**RHP**HEIGHT: 5-11
WEIGHT: 170BATS: R
THROWS: RBORN: October 5, 1998 in Bobures, Venezuela
RESIDES: Zuila, Bobures, Venezuela
OBTAINED: Non-Drafted Free Agent (9/29/15)

YEAR	CLUB	W-L	ERA	G	GS	CG	SHO	SV	IP	H	R	ER	HR	HB	BB	SO	WP	BK	AVG	SLG	OBP
2016	DSL Indians	1-0	4.30	18	0	0	0	2	29.1	33	21	14	1	2	13	25	6	0	.292	.372	.369
2017	DSL Indians	1-0	2.33	14	0	0	0	3	27.0	16	11	7	1	2	16	21	3	0	.178	.289	.312
2018	AZL Indians	0-1	7.20	19	0	0	0	1	30.0	34	25	24	0	5	17	29	5	0	.276	.366	.386
Minor Lge. Totals		2-1	4.69	51	0	0	0	6	86.1	83	57	45	2	9	46	75	14	0	.255	.347	.359

MIEDNIK, Jake**LHP**HEIGHT: 5-10
WEIGHT: 185
SIGNED BY: Andrew Krause
SCHOOL: Florida AtlanticBATS: L
THROWS: LBORN: May 1, 1996 in Plattsburgh, NY
RESIDES: Parkland, FL
OBTAINED: 20th Round Selection by Indians in June, 2018 Draft

YEAR	CLUB	W-L	ERA	G	GS	CG	SHO	SV	IP	H	R	ER	HR	HB	BB	SO	WP	BK	AVG	SLG	OBP
2018	AZL Indians	0-1	1.93	13	1	0	0	1	18.2	15	7	4	0	0	2	25	2	0	.214	.257	.236

MINIARD, Micah**RHP**HEIGHT: 6-7
WEIGHT: 195
SIGNED BY: Junie MelendezBATS: R
THROWS: RBORN: April 12, 1996 in Danville, KY
RESIDES: Danville, KY
OBTAINED: 8th Round Selection by Indians in June, 2014 Draft

YEAR	CLUB	W-L	ERA	G	GS	CG	SHO	SV	IP	H	R	ER	HR	HB	BB	SO	WP	BK	AVG	SLG	OBP
2014	AZL Indians	0-0	5.25	6	0	0	0	1	12.0	9	10	7	2	0	5	8	1	0	.196	.370	.275
2015	Mahoning Valley	0-1	14.29	2	2	0	0	0	5.2	11	9	9	1	3	3	1	0	0	.407	.630	.515
	AZL Indians	3-7	3.29	12	10	0	0	0	63.0	62	30	23	3	6	16	46	6	1	.252	.350	.313
2016	Lake County	0-2	4.15	8	8	0	0	0	39.0	40	22	18	2	1	19	25	7	0	.263	.362	.347
	Mahoning Valley	1-2	2.38	7	7	0	0	0	34.0	34	17	9	0	5	9	28	3	1	.264	.380	.336
2017	Lake County	4-#13	7.80	26	23	0	0	0	117.2	157	*109*102	21	*14	60	61	13	2	0	.320	.546	.407
2018	Lynchburg	3-5	5.00	30	7	0	0	1	75.2	72	45	42	1	7	46	52	11	0	.253	.326	.364
Minor Lge. Totals		11-30	5.45	91	57	0	0	2	347.0	385	242	210	30	36	158	221	41	4	.280	.425	.367

MONASTERIO, Andruw**INF**HEIGHT: 6-0
WEIGHT: 175BATS: R
THROWS: RBORN: MAY 30, 1997 in Caracas, VZ
RESIDIES: Caracas, VZ
OBTAINED: Acquired from the Washington Nationals in exchange for Yan Gomes (12/17/18)**CAREER HIGHLIGHTS:** 2018 - Traded to the Indians along with RHP Jeffrey Rodriguez in exchange for C Yan Gomes... on August 21, traded from Chicago (NL) to Washington along with a PTBNL in exchange for 2B Daniel Murphy... 2014 - Signed by the Cubs as a non-drafted free agent.

YEAR	CLUB	AVG	G	AB	R	H	2B	3B	HR	RBI	SH	SF	HBP	BB	SO	SB	CS	SLG	OBP	OPS	E
2014	VSL Cubs	.292	36	137	28	40	5	1	0	9	1	1	2	15	19	14	1	.343	.368	.711	11
2015	AZL Cubs	.252	42	135	18	34	6	2	1	16	2	1	4	16	20	6	2	.348	.346	.694	8
2016	Eugene	.324	17	71	12	23	3	1	1	12	2	1	0	4	16	1	0	.437	.355	.792	8
	South Bend	.216	48	176	25	38	5	1	0	11	3	0	3	10	33	7	5	.256	.270	.526	7
2017	South Bend	.281	58	231	42	65	13	2	1	23	2	2	4	22	38	7	4	.368	.351	.719	11
	Myrtle Beach	.241	26	87	9	21	4	0	0	5	1	0	1	8	14	1	1	.287	.313	.600	6
2018	Myrtle Beach	.263	109	369	52	97	14	2	3	31	7	3	5	52	64	10	3	.336	.359	.695	17
	Potomac	.308	13	39	6	12	0	1	0	5	0	1	0	7	6	2	3	.359	.404	.763	0
Minor Lge. Totals		.265	349	1245	192	330	50	10	6	112	18	9	19	134	210	48	19	.336	.343	.679	68

PLAYER DEVELOPMENT

MONTERO, Jean**OF**HEIGHT: 5-11
WEIGHT: 175BATS: R
THROWS: RBORN: February 26, 1999 in Santo Domingo, DR
RESIDES: Santo Domingo, DR
OBTAINED: Non-Drafted Free Agent (7/2/15)

YEAR	CLUB	AVG	G	AB	R	H	2B	3B	HR	RBI	SH	SF	HBP	BB	SO	SB	CS	SLG	OBP	OPS	E
2016	DSL Indians	.226	52	159	33	36	5	3	2	8	3	1	6	28	41	15	6	.333	.361	.694	6
2017	DSL Indians	.272	54	147	43	40	9	2	3	13	1	0	7	29	39	14	6	.422	.415	.837	4
2018	DSL Indians	.220	50	141	30	31	2	1	1	14	5	1	2	25	40	12	3	.270	.343	.613	2
Minor Lge. Totals		.239	156	447	106	107	16	6	6	35	9	2	15	82	120	41	15	.342	.373	.716	12

MORGAN, Eli**RHP**HEIGHT: 5-10
WEIGHT: 190BATS: R
THROWS: RSIGNED BY: Conor Glassey
SCHOOL: GonzagaBORN: May 13, 1996 in Torrance, CA
RESIDES: Rancho Palos Verdes, CA
OBTAINED: 8th Round Selection by Indians in June, 2017 Draft

CAREER HIGHLIGHTS: 2018 - Named **MILB.com** Organizational All-Star... earned Pitcher of the Week honors three times, once with Lake County and twice with Lynchburg... for second straight year, named Best Changeup in Indians Farm System by **Baseball America**... **2017** - Allowed just four earned runs across 35.0 innings for Mahoning Valley, and finished 2nd on the team with 58 strikeouts (14.91 K/9)...his 1.03 ERA was good for the 3rd-lowest mark in the New York-Penn League (min. 35.0IP).

YEAR	CLUB	W-L	ERA	G	GS	CG	SHO	SV	IP	H	R	ER	HR	HB	BB	SO	WP	BK	AVG	SLG	OBP
2017	Mahoning Valley	3-2	1.03	13	5	0	0	0	35.0	24	9	4	0	0	9	58	2	0	.188	.266	.241
2018	Lynchburg	7-7	3.91	19	19	1	0	0	99.0	93	50	43	11	6	26	100	3	2	.247	.387	.303
	Lake County	2-0	1.83	8	8	0	0	0	44.1	31	10	9	2	2	8	56	6	0	.194	.275	.241
Minor Lge. Totals		12-9	2.83	40	32	1	0	0	178.1	148	69	56	13	8	43	214	11	2	.223	.337	.277

MORILLO, Sergio**RHP**HEIGHT: 6-3
WEIGHT: 190BATS: R
THROWS: RBORN: September 13, 1999 in La Vega, DR
RESIDES: Cotui, DR
OBTAINED: Non-Drafted Free Agent (6/13/17)

YEAR	CLUB	W-L	ERA	G	GS	CG	SHO	SV	IP	H	R	ER	HR	HB	BB	SO	WP	BK	AVG	SLG	OBP
2017	DSL Indians	0-3	5.79	6	1	0	0	0	9.1	10	9	6	1	2	8	7	2	0	.303	.545	.455
	DSL Co-op	0-1	189.00	1	1	0	0	0	0.1	4	7	7	0	1	2	0	3	0	.800	1.000	.875
2018	DSL Co-op	0-0	0.00	2	2	0	0	0	6.0	3	1	0	0	0	4	9	1	0	.150	.200	.292
	DSL Indians	1-2	3.38	6	4	0	0	0	16.0	12	7	6	0	2	8	13	1	1	.218	.327	.333
	AZL Indians 2	1-1	0.84	4	3	0	0	0	21.1	16	3	2	0	1	6	12	1	1	.208	.273	.271
Minor Lge. Totals		2-7	3.57	19	11	0	0	0	53.0	45	27	21	1	6	28	41	8	2	.237	.347	.349

MÓTA, Juan**RHP**HEIGHT: 6-4
WEIGHT: 190BATS: R
THROWS: RBORN: May 4, 1996 in Santo Domingo, DR
RESIDES: Santo Domingo, DR
OBTAINED: Non-Drafted Free Agent (7/6/15)

CAREER HIGHLIGHTS: 2018 - Led the Scrappers in innings pitched and finished 2nd in strikeouts... **2017** - Led the Arizona League with 73 strikeouts in 58.1 innings pitched (11.3 K/9)...also led the team in innings pitched, ranking 3rd in the AZL.

YEAR	CLUB	W-L	ERA	G	GS	CG	SHO	SV	IP	H	R	ER	HR	HB	BB	SO	WP	BK	AVG	SLG	OBP
2016	DSL Indians	5-4	3.15	13	13	0	0	0	60.0	50	32	21	0	12	28	41	9	0	.225	.257	.342
2017	AZL Indians	3-5	4.94	14	8	0	0	0	58.1	53	44	32	3	9	32	*73	19	3	.235	.332	.349
2018	Mahoning Valley	4-6	5.53	15	15	0	0	0	68.1	76	48	42	2	12	18	63	8	3	.283	.383	.351
Minor Lge. Totals		12-15	4.58	42	36	0	0	0	186.2	179	124	95	5	33	78	177	36	6	.250	.328	.348

MORRIS, Cody**RHP**HEIGHT: 6-5
WEIGHT: 222BATS: R
THROWS: RSIGNED BY: Mike Bradford
SCHOOL: South CarolinaBORN: November 4, 1996 in Columbia, MD
RESIDES: Laurel, MD
OBTAINED: 7th Round Selection by Indians in June, 2018 Draft**MUNOZ, Braunny****RHP**HEIGHT: 6-1
WEIGHT: 170BATS: R
THROWS: RBORN: August 20, 2000 in Couti, DR
RESIDES: Couti, DR
OBTAINED: Non-Drafted Free Agent (2/12/18)

YEAR	CLUB	W-L	ERA	G	GS	CG	SHO	SV	IP	H	R	ER	HR	HB	BB	SO	WP	BK	AVG	SLG	OBP
2018	DSL Indians	5-2	2.84	14	14	0	0	0	63.1	52	28	20	1	2	21	51	6	0	.226	.313	.293

NASHED, Josh**RHP**

HEIGHT: 6-1
 WEIGHT: 195
 SIGNED BY: Don Lyle
 SCHOOL: San Jose State

BATS: R
 THROWS: R

BORN: June 8, 1996 in San Jose, CA
 RESIDES: San Jose, CA
 OBTAINED: 19th Round Selection by Indians in June, 2017 Draft

NAYLOR, Bo**C**

HEIGHT: 6-0
 WEIGHT: 195
 SIGNED BY: Mike Kanen
 SCHOOL: St. Joan of Arc HS (ON)

BATS: L
 THROWS: R

BORN: February 21, 2000 in Mississauga, ON, Canada
 RESIDES: Cape Haze, FL
 OBTAINED: 1st Round Selection (29th overall) by Indians in June, 2018 Draft

CAREER HIGHLIGHTS: 2018 - Named No. 4 prospect in Indians Farm System by *Baseball America* and *MLB Pipeline*...ranked as the No. 5 prospect in the Arizona League by *Baseball America* following the 2018 season.

YEAR	CLUB	AVG	G	AB	R	H	2B	3B	HR	RBI	SH	SF	HBP	BB	SO	SB	CS	SLG	OBP	OPS	E
2018	AZL Indians 2	.274	33	117	17	32	3	3	2	17	0	1	0	21	28	5	1	.402	.381	.783	3

NELSON, Hosea**OF**

HEIGHT: 6-0
 WEIGHT: 210
 SIGNED BY: Blaze Lambert
 SCHOOL: Clarendon JC (TX)

BATS: L
 THROWS: L

BORN: November 22, 1996 in Detroit, MI
 RESIDES: Detroit, MI
 OBTAINED: 9th Round Selection by Indians in June, 2016 Draft

CAREER HIGHLIGHTS: 2018 - Named New York-Penn League Mid-Season All-Star...named NYPL Player of the Month for July, hit .340 with five home runs and 22 RBI.

YEAR	CLUB	AVG	G	AB	R	H	2B	3B	HR	RBI	SH	SF	HBP	BB	SO	SB	CS	SLG	OBP	OPS	E
2016	AZL Indians	.222	30	99	15	22	4	2	2	11	0	1	2	11	45	13	0	.364	.310	.673	2
2017	Mahoning Valley	.240	42	129	18	31	8	1	1	7	0	0	4	8	50	9	0	.341	.305	.646	3
2018	Mahoning Valley	.233	63	232	27	54	11	1	8	36	0	1	6	12	80	2	3	.392	.287	.679	1
Minor Lge. Totals		.233	135	460	60	107	23	4	11	54	0	2	12	31	175	24	3	.372	.297	.669	6

NELSON, Kyle**LHP**

HEIGHT: 6-1
 WEIGHT: 175
 SIGNED BY: Carlos Muniz
 SCHOOL: UC Santa Barbara

BATS: L
 THROWS: L

BORN: July 8, 1996 in San Francisco, CA
 RESIDES: San Francisco, CA
 OBTAINED: 15th Round Selection by Indians in June, 2017 Draft

CAREER HIGHLIGHTS: 2018 - Named MiLB.com Organizational All-Star...named Midwest League Mid-Season All-Star...named Best Slider in Indians Farm System by *Baseball America*.

YEAR	CLUB	W-L	ERA	G	GS	CG	SHO	SV	IP	H	R	ER	HR	HB	BB	SO	WP	BK	AVG	SLG	OBP
2017	Mahoning Valley	3-2	2.48	19	0	0	0	4	29.0	21	12	8	3	2	8	40	3	0	.193	.321	.258
2018	Lynchburg	3-0	4.35	10	0	0	0	0	10.1	9	6	5	0	0	7	16	0	0	.243	.324	.364
	Lake County	3-1	0.76	25	0	0	0	6	35.1	28	6	3	0	0	2	51	3	1	.211	.233	.222
Minor Lge. Totals		9-3	1.93	54	0	0	0	10	74.2	58	24	16	3	2	17	107	6	1	.208	.280	.258

NOBOA, Darlin**RHP**

HEIGHT: 6-1
 WEIGHT: 175

BATS: R
 THROWS: R

BORN: February 19, 2000 in Sabana Yegua, DR
 RESIDES: Sabana Yegua, DR
 OBTAINED: Non-Drafted Free Agent (5/11/18)

YEAR	CLUB	W-L	ERA	G	GS	CG	SHO	SV	IP	H	R	ER	HR	HB	BB	SO	WP	BK	AVG	SLG	OBP
2018	DSL Indians	2-0	2.48	13	2	0	0	1	29.0	29	13	8	1	3	15	18	3	1	.276	.410	.379

NOEL, Jhonkensy**INF**

HEIGHT: 6-1
 WEIGHT: 180

BATS: R
 THROWS: R

BORN: July 15, 2001 in San Pedro De Macoris, DR
 RESIDES: San Pedro De Macoris, DR
 OBTAINED: Non-Drafted Free Agent (7/15/17)

CAREER HIGHLIGHTS: 2018 - Finished 3rd in the Dominican Summer League in home runs (10).

YEAR	CLUB	AVG	G	AB	R	H	2B	3B	HR	RBI	SH	SF	HBP	BB	SO	SB	CS	SLG	OBP	OPS	E
2018	DSL Indians	.243	64	218	34	53	11	0	10	34	2	1	14	25	58	6	4	.431	.357	.788	19

PLAYER DEVELOPMENT

OCA, Jose**RHP**HEIGHT: 6-0
WEIGHT: 150BATS: R
THROWS: RBORN: February 28, 1999 in Bolivar, Venezuela
RESIDES: Bolivar, Venezuela
OBTAINED: Non-Drafted Free Agent (9/29/15)

YEAR	CLUB	W-L	ERA	G	GS	CG	SHO	SV	IP	H	R	ER	HR	HB	BB	SO	WP	BK	AVG	SLG	OBP
2016	DSL Indians	1-2	3.82	17	2	0	0	1	37.2	38	21	16	0	4	10	32	3	0	.264	.347	.325
2017	DSL Indians	0-2	8.78	11	0	0	0	0	13.1	17	13	13	1	4	3	11	0	2	.315	.463	.393
2018	DSL Indians	3-1	2.54	10	1	0	0	0	28.1	20	11	8	0	1	6	24	3	1	.192	.269	.239
	AZL Indians 2	1-0	3.63	9	1	0	0	1	22.1	18	9	9	1	2	3	26	-	-	.214	.286	.256
Minor Lge. Totals		5-5	4.07	47	4	0	0	2	101.2	93	54	46	2	11	22	93	6	3	.241	.329	.297

OSTOS, Luis**LHP**HEIGHT: 5-6
WEIGHT: 136
OBTAINED: Non-Drafted Free Agent (7/2/18)BATS: L
THROWS: LBORN: March 6, 2002 in Maracaibo, VZ
RESIDES: Maracaibo, VZ**OVIEDO, Luis****RHP**HEIGHT: 6-4
WEIGHT: 170BATS: R
THROWS: RBORN: May 15, 1999 in Lara, Venezuela
RESIDES: Lara, Venezuela
OBTAINED: Non-Drafted Free Agent (7/2/15)

CAREER HIGHLIGHTS: 2018 - Spent a month on the DL with a back strain...named No. 2 prospect in the Indians Farm System by *Baseball Prospectus* named Best Fastball and No. 8 prospect in Indians Farm System by *Baseball America*...ranked as the No. 3 prospect in the New York-Penn League by *Baseball America* following the 2018 season...**2017** - Struck out 70 batters in just 51.2 innings of work (12.2 K-per-9.0IP), good for 2nd-most in the Arizona League.

YEAR	CLUB	W-L	ERA	G	GS	CG	SHO	SV	IP	H	R	ER	HR	HB	BB	SO	WP	BK	AVG	SLG	OBP
2016	DSL Indians	2-8	4.00	14	14	0	0	0	63.0	67	37	28	1	8	17	56	13	0	.276	.383	.342
2017	AZL Indians	4-2	7.14	14	7	0	0	0	51.2	62	49	41	2	8	22	70	10	2	.286	.392	.372
2018	Lake County	1-0	3.00	2	2	0	0	0	9.0	5	3	3	0	0	7	6	1	0	.179	.250	.333
	Mahoning Valley	4-2	1.88	9	9	0	0	0	48.0	34	14	10	3	1	10	61	2	0	.192	.277	.239
Minor Lge. Totals		11-12	4.30	39	32	0	0	0	171.2	168	103	82	6	17	56	193	26	2	.253	.352	.326

PALACIO, Gaspar**INF**HEIGHT: 5-8
WEIGHT: 155BATS: S
THROWS: RBORN: March 2, 2000 in Cartagena, Colombia
RESIDES: Cartagena, Colombia
OBTAINED: Non-Drafted Free Agent (7/2/16)

YEAR	CLUB	AVG	G	AB	R	H	2B	3B	HR	RBI	SH	SF	HBP	BB	SO	SB	CS	SLG	OBP	OPS	E
2017	DSL Indians	.169	23	83	9	14	3	1	1	6	0	0	1	11	29	2	3	.265	.274	.539	17
	DSL Co-op	.176	29	85	12	15	4	2	0	6	1	1	1	11	22	5	5	.271	.276	.546	17
2018	DSL Indians	.211	58	175	23	37	5	3	0	15	1	3	1	17	47	6	5	.274	.281	.555	17
Minor Lge. Totals		.192	110	343	44	66	12	6	1	27	2	4	3	39	98	13	13	.271	.278	.549	51

PALACIOS, Richard**INF**HEIGHT: 5-11
WEIGHT: 180
SIGNED BY: Aaron Etchison
SCHOOL: TowsonBATS: L
THROWS: RBORN: May 16, 1997 in Brooklyn, NY
RESIDES: Brooklyn, NY
OBTAINED: 3rd Round Selection by Indians in June, 2018 Draft

YEAR	CLUB	AVG	G	AB	R	H	2B	3B	HR	RBI	SH	SF	HBP	BB	SO	SB	CS	SLG	OBP	OPS	E
2018	AZL Indians	.438	5	16	4	7	1	0	2	6	0	0	0	6	2	2	0	.875	.591	1.466	2
	Lake County	.300	20	80	10	24	2	1	2	7	0	0	2	13	3	0	.425	.317	.742	1	
	Mahoning Valley	.411	20	73	12	30	5	1	2	17	0	2	0	11	12	2	1	.589	.477	1.066	2
Minor League Totals		.361	45	169	26	61	8	2	6	30	0	2	0	19	27	7	1	.538	.421	.960	5

PANTOJA, Alexis**INF**HEIGHT: 5-11
WEIGHT: 155
SIGNED BY: Mike Soper
SCHOOL: PR Baseball AcademyBATS: L
THROWS: RBORN: January 18, 1996 in Manati, PR
RESIDES: Vega Alta, PR
OBTAINED: 9th Round by Indians in June, 2014 Draft

YEAR	CLUB	AVG	G	AB	R	H	2B	3B	HR	RBI	SH	SF	HBP	BB	SO	SB	CS	SLG	OBP	OPS	E
2014	AZL Indians	.250	40	144	24	36	5	0	0	11	1	1	1	12	17	13	0	.285	.310	.595	10
2015	Mahoning Valley	.195	25	82	8	16	2	0	0	5	4	0	1	1	15	1	2	.220	.214	.434	5
	AZL Indians	.309	24	94	12	29	6	1	0	17	4	1	0	6	11	5	1	.394	.347	.740	6
2016	Mahoning Valley	.197	57	198	21	39	6	1	0	23	#8	2	1	7	23	5	3	.237	.226	.463	11
2017	Lake County	.251	83	303	34	76	11	0	2	21	5	2	0	15	51	10	2	.307	.284	.591	8
2018	Lynchburg	.205	76	259	24	53	8	1	0	21	5	3	1	13	46	7	3	.243	.243	.486	9
	Akron	.190	24	79	8	15	2	0	0	5	0	0	0	3	23	0	0	.215	.220	.435	2
Minor Lge. Totals		.228	329	1159	131	264	40	3	2	103	27	9	4	57	186	41	11	.273	.264	.537	51

PAREDES, Juan**RHP**HEIGHT: 6-3
WEIGHT: 200BATS: R
THROWS: RBORN: September 25, 1998 in San Pedro de Macoris, DR
RESIDES: San Pedro de Macoris, DR
OBTAINED: Non-Drafted Free Agent (7/2/16)

YEAR	CLUB	W-L	ERA	G	GS	CG	SHO	SV	IP	H	R	ER	HR	HB	BB	SO	WP	BK	AVG	SLG	OBP
2016	DSL Indians	1-0	5.14	5	0	0	0	0	7.0	4	6	4	0	1	6	8	1	0	.174	.174	.355
2017	DSL Indians	1-0	2.41	13	0	0	0	1	18.2	10	8	5	1	3	5	15	6	0	.154	.231	.247
2018	AZL Indians	1-1	4.33	19	0	0	0	5	27.0	32	20	13	1	1	10	34	4	0	.296	.398	.355
Minor Lge. Totals		3-1	3.76	37	0	0	0	6	52.2	46	34	22	2	5	21	57	11	0	.235	.316	.320

PARRA, Ronald**LHP**HEIGHT: 6-1
WEIGHT: 160BATS: L
THROWS: LBORN: November 5, 1998 in San Felipe, VZ
RESIDES: San Felipe, VZ
OBTAINED: Minor League Free Agent (6/8/18)

YEAR	CLUB	W-L	ERA	G	GS	CG	SHO	SV	IP	H	R	ER	HR	HB	BB	SO	WP	BK	AVG	SLG	OBP
2016	DSL Dodgers 2	0-3	4.50	14	4	0	0	0	40.0	31	27	20	1	3	27	31	8	1	.205	.245	.335
2017	DSL Dodgers	4-1	3.41	18	0	0	0	0	31.2	32	17	12	0	3	15	18	5	0	.271	.305	.368
	DSL Dodgers 2	0-0	4.50	1	0	0	0	0	2.0	2	1	1	0	0	1	3	0	0	.250	.500	.333
2018	DSL Indians	1-2	4.19	12	0	0	0	2	19.1	12	12	9	0	3	18	19	5	0	.188	.219	.375
Minor Lge. Totals		506	4.06	45	4	0	0	2	93.0	77	57	42	1	9	61	71	18	1	.226	.261	.349

PAULINO, Joseph**INF**HEIGHT: 5-11
WEIGHT: 165BATS: R
THROWS: RBORN: August 5, 2001 in Santo Domingo Este, DR
RESIDES: Santo Domingo Este, DR
OBTAINED: Non-Drafted Free Agent (8/5/17)

YEAR	CLUB	AVG	G	AB	R	H	2B	3B	HR	RBI	SH	SF	HBP	BB	SO	SB	CS	SLG	OBP	OPS	E
2018	DSL Indians	.164	49	165	24	27	8	1	1	10	0	2	4	20	52	2	3	.242	.267	.509	17

PAULSON, Jake**RHP**HEIGHT: 6-7
WEIGHT: 220
SIGNED BY: N/A
SCHOOL: Oakland (MI)BATS: R
THROWS: RBORN: February 17, 1992 in Wixom, MI
RESIDES: Wixom, MI
OBTAINED: Minor League Free Agent (3/21/18)

CAREER HIGHLIGHTS: 2018 - Named Eastern League Mid-Season All-Star...among qualifying pitchers, led the EL in ERA (3.04) and was 2nd in WHIP (1.18)...finished the year tied for the team lead in wins (8) and was second on the team in innings pitched (115.1) and strikeouts (91)...2014 - Originally drafted by the Reds in the 27th round of the June, 2014 draft.

YEAR	CLUB	W-L	ERA	G	GS	CG	SHO	SV	IP	H	R	ER	HR	HB	BB	SO	WP	BK	AVG	SLG	OBP
2014	AZL Reds	4-1	3.72	18	0	0	0	4	19.1	21	15	8	0	1	9	27	5	0	.273	.312	.356
2015	Dayton	8-5	2.60	33	14	0	0	1	117.2	106	45	34	5	3	18	92	12	1	.233	.327	.265
2016	Daytona	0-6	6.40	10	8	0	0	0	32.1	43	28	23	1	5	10	27	7	1	.307	.479	.372
2017	Daytona	4-4	4.13	40	3	0	0	0	89.1	99	49	41	4	4	17	87	9	0	.282	.373	.320
2018	Lynchburg	2-2	4.71	4	4	0	0	0	21.0	20	12	11	1	0	6	10	0	0	.253	.329	.306
	Akron	8-5	*3.04	20	19	1	1	0	115.1	104	42	39	10	1	32	91	9	0	.241	.354	.292
Minor Lge. Totals		26-23	3.55	125	48	1	1	5	395.0	393	191	156	21	14	92	334	42	2	.256	.359	.302

PAZ, Richard**INF**HEIGHT: 5-7
WEIGHT: 150BATS: L
THROWS: RBORN: June 12, 2001 in Carabobo, Venezuela
RESIDES: Carabobo, Venezuela
OBTAINED: Non-Drafted Free Agent (7/6/17)

YEAR	CLUB	AVG	G	AB	R	H	2B	3B	HR	RBI	SH	SF	HBP	BB	SO	SB	CS	SLG	OBP	OPS	E
2018	DSL Indians	.236	39	123	17	29	1	0	1	13	1	2	3	20	11	0	2	.268	.351	.620	6

PEGUERO, Luis**RHP**HEIGHT: 6-1
WEIGHT: 165BATS: R
THROWS: RBORN: November 15, 1999 in El Valle, DR
RESIDES: El Valle, DR
OBTAINED: Non-Drafted Free Agent (6/14/17)

YEAR	CLUB	W-L	ERA	G	GS	CG	SHO	SV	IP	H	R	ER	HR	HB	BB	SO	WP	BK	AVG	SLG	OBP
2017	DSL Indians	0-0	6.75	2	0	0	0	0	4.0	6	4	3	0	0	1	3	0	0	.333	.444	.368
2018	DSL Indians	5-2	5.18	19	0	0	0	3	41.2	41	26	24	4	4	20	32	8	0	.270	.441	.359
Minor Lge. Totals		5-2	5.32	21	0	0	0	3	45.2	47	30	27	4	4	21	35	8	0	.276	.441	.360

PEOPLES, Michael

RHP

HEIGHT: 6-5
WEIGHT: 190

BATS: R
THROWS: R

BORN: September 5, 1991 in Weatherford, TX
RESIDES: Weatherford, TX

SIGNED BY: Mark Allen
SCHOOL: Western Oklahoma State

OBTAINED: 14th Round Selection by Indians in June, 2012 Draft

CAREER HIGHLIGHTS: 2018 - Was on the DL from April 27-June 6 after fracturing his fifth metatarsal and returned to the DL on July 6 for the rest of the year with a right UCL strain...**2016** - Tied for the most wins in the Eastern League (12)...led the team and ranked 3rd in the league in innings (159.0)...his 13 total wins were tied for 2nd-most in the organization...165.0 total innings set career-high and were the most among all Indians minor-league hurlers...**2015** - Led Lynchburg with 11 wins, which ranked second in the Carolina League and fifth in the Indians system...named Indians Minor League Pitcher of the Month in August after going 4-0 with a 0.87 ERA (3ER/31.0IP)...**2013** - Limited to just 19 games due to a right-shoulder injury.

YEAR	CLUB	W-L	ERA	G	GS	CG	SHO	SV	IP	H	R	ER	HR	HB	BB	SO	WP	BK	AVG	SLG	OBP
2012	Mahoning Valley	1-1	2.28	16	0	0	0	0	23.2	17	8	6	1	1	8	21	5	0	.200	.271	.277
2013	Carolina	1-4	5.27	8	8	0	0	0	41.0	45	30	24	5	2	13	35	4	1	.280	.491	.341
	Lake County	1-2	2.64	11	2	0	0	0	30.2	35	18	9	0	0	6	33	4	0	.262	.339	.311
2014	Carolina	7-8	4.34	26	17	0	0	0	101.2	106	58	49	7	3	42	101	17	1	.271	.381	.343
2015	Lynchburg	11-4	3.42	25	23	0	0	0	139.2	133	65	53	9	1	53	89	14	0	.254	.361	.321
2016	Columbus	1-0	3.00	1	1	0	0	0	6.0	4	2	2	0	0	2	3	0	0	.182	.273	.240
2017	Akron	#12-6	3.68	27	27	1	0	0	159.0	166	78	65	7	6	53	84	9	0	.275	.375	.337
	Columbus	1-4	7.15	8	7	1	0	0	39.0	60	34	31	4	1	18	18	4	1	.364	.521	.429
	Akron	2-5	5.58	9	9	0	0	0	50.0	61	33	31	4	1	14	30	0	0	.298	.507	.342
2018	Columbus	0-2	16.50	4	4	0	0	0	12.0	29	23	22	3	0	7	15	1	0	.453	.688	.507
	Akron	1-2	1.11	6	6	0	0	0	32.1	17	5	4	1	2	6	26	1	0	.152	.223	.208
Minor Lge. Totals		38-38	4.20	141	104	2	0	0	635.0	673	354	296	44	17	222	455	59	3	.274	.396	.336

PERALTA, Wilfri

INF

HEIGHT: 6-0
WEIGHT: 155

BATS: L
THROWS: R

BORN: December 10, 2000 in Dajabon, DR
RESIDES: Dajabon, DR

OBTAINED: Non-Drafted Free Agent (7/2/17)

YEAR	CLUB	AVG	G	AB	R	H	2B	3B	HR	RBI	SH	SF	HBP	BB	SO	SB	CS	SLG	OBP	OPS	E
2018	DSL Co-op	.233	23	90	14	21	3	1	0	7	0	0	1	9	23	3	3	.289	.310	.599	20
	DSL Indians	.244	33	119	17	29	5	2	0	12	0	1	5	17	23	5	8	.319	.359	.678	20
Minor Lge. Totals		.239	56	209	31	50	8	3	0	19	0	1	6	26	46	8	11	.306	.339	.645	40

PEREZ, Derian

OF

HEIGHT: 6-3
WEIGHT: 175

BATS: L
THROWS: L

BORN: June 8, 2000 in Santo Domingo, DR
RESIDES: Santo Domingo, DR

OBTAINED: Non-Drafted Free Agent (9/27/16)

YEAR	CLUB	AVG	G	AB	R	H	2B	3B	HR	RBI	SH	SF	HBP	BB	SO	SB	CS	SLG	OBP	OPS	E
2017	DSL Indians	.224	56	156	21	35	5	2	1	12	2	1	9	27	35	9	14	.301	.368	.669	6
2018	DSL Indians	.244	46	123	15	30	4	0	0	13	2	2	3	15	25	5	6	.276	.336	.612	4
Minor Lge. Totals		.233	102	279	36	65	9	2	1	25	4	3	12	42	60	14	20	.290	.354	.645	10

PEREZ, Elvis

INF

HEIGHT: 6-0
WEIGHT: 165

BATS: S
THROWS: R

BORN: January 10, 1996 in San Francisco de Macoris, DR
RESIDES: San Francisco de Macoris, DR

OBTAINED: Non-Drafted Free Agent (12/12/14)

YEAR	CLUB	AVG	G	AB	R	H	2B	3B	HR	RBI	SH	SF	HBP	BB	SO	SB	CS	SLG	OBP	OPS	E
2015	DSL Indians	.300	71	250	41	75	9	6	0	29	2	3	6	33	35	6	9	.384	.390	.774	15
2016	AZL Indians	.288	36	132	24	38	10	1	1	22	0	2	1	14	31	5	1	.402	.356	.757	23
2017	Lake County	.146	16	41	5	6	0	0	0	2	0	1	0	4	12	0	0	.146	.217	.364	1
	Mahoning Valley	.189	14	53	0	10	1	1	0	6	0	1	1	1	18	0	0	.245	.214	.460	4
2018	Lake County	.229	48	175	17	40	10	1	4	22	2	2	0	11	41	1	2	.366	.271	.637	8
	Akron	.273	3	11	1	3	1	0	0	0	0	0	0	1	6	0	0	.364	.333	.697	0
	Mahoning Valley	.366	12	41	9	15	0	1	2	10	0	0	1	4	6	0	3	.561	.435	.996	3
Minor Lge. Totals		.266	200	703	97	187	31	10	7	91	4	9	9	68	149	12	15	.368	.334	.703	5

PEREZ, Francisco

LHP

HEIGHT: 6-2
WEIGHT: 195

BATS: L
THROWS: L

BORN: July 20, 1997 in Loma De Cabrera, DR
RESIDES: Santo Domingo Este, DR

OBTAINED: Non-Drafted Free Agent (12/12/14)

CAREER HIGHLIGHTS: 2018 - Finished 3rd in the Midwest League in innings pitched (139.1)...**2017** - Led Mahoning Valley with 15 starts, setting a career high with 74.0 innings pitched...**2016** - Led AZL Indians in innings (63.2), strikeouts (52) and tied for 1st in wins (5)...3rd-lowest ERA in the organization (2.69)...AZL Postseason All-Star.

YEAR	CLUB	W-L	ERA	G	GS	CG	SHO	SV	IP	H	R	ER	HR	HB	BB	SO	WP	BK	AVG	SLG	OBP
2015	DSL Indians	2-2	2.49	13	12	0	0	0	50.2	49	18	14	0	1	19	48	3	0	.254	.342	.322
2016	AZL Indians	5-1	2.69	12	7	0	0	0	*63.2	48	22	19	1	3	17	52	8	2	.203	.292	.266
2017	Mahoning Valley	4-4	3.28	15	15	0	0	0	74.0	67	41	27	5	2	28	48	7	0	.238	.363	.309
2018	Lake County	8-10	4.07	26	25	0	0	0	139.1	125	69	63	8	6	54	111	13	2	.240	.346	.316
Minor Lge. Totals		19-17	3.38	66	59	0	0	0	327.2	289	150	123	14	12	118	259	31	4	.235	.339	.306

PEREZ, Steven**LHP**HEIGHT: 6-0
WEIGHT: 155BATS: L
THROWS: LBORN: April 21, 2001 in San Fernando de Apure, VZ
RESIDES: San Fernando de Apure, VZ
OBTAINED: Non-Drafted Free Agent (June 2, 2018)

YEAR	CLUB	W-L	ERA	G	GS	CG	SHO	SV	IP	H	R	ER	HR	HB	BB	SO	WP	BK	AVG	SLG	OBP
2018	DSL Indians	0-1	2.04	8	4	0	0	0	17.2	17	5	4	1	3	11	18	3	0	.250	.294	.378

PERSINGER, Dillon**INF**HEIGHT: 5-11
WEIGHT: 180BATS: R
THROWS: RBORN: January 31, 1996 in Fountain Valley, CA
RESIDES: Fountain Valley, CA
OBTAINED: 18th Round Selection by Indians in June, 2017 DraftSIGNED BY: Mike Bradford
SCHOOL: Cal State Fullerton

YEAR	CLUB	AVG	G	AB	R	H	2B	3B	HR	RBI	SH	SF	HBP	BB	SO	SB	CS	SLG	OBP	OPS	E
2017	Mahoning Valley	.208	22	72	9	15	4	0	2	4	2	1	4	9	22	1	1	.347	.326	.673	3
2018	Lynchburg	.254	99	342	44	87	19	1	5	33	4	4	11	35	100	2	6	.360	.339	.699	10
	Lake County	.095	7	21	1	2	0	0	0	0	0	0	0	1	7	0	1	.095	.136	.232	0
Minor Lge. Totals		.239	128	435	54	104	23	1	7	37	6	5	15	45	129	3	8	.345	.328	.673	13

PINTO, Aaron**RHP**HEIGHT: 6-0
WEIGHT: 200BATS: L
THROWS: RBORN: July 3, 1996 in West Covina, CA
RESIDES: Stony Brook, NY
OBTAINED: 24th Round Selection by Indians in June, 2018 DraftSIGNED BY: Mike Kanen
SCHOOL: SUNY Stony Brook

YEAR	CLUB	W-L	ERA	G	GS	CG	SHO	SV	IP	H	R	ER	HR	HB	BB	SO	WP	BK	AVG	SLG	OBP
2018	AZL Indians 1	3-1	1.00	11	0	0	0	2	18.0	10	4	2	0	0	4	20	5	0	.164	.213	.215
	AZL Indians 2	0-1	3.72	7	0	0	0	0	9.2	10	6	4	0	0	1	10	1	0	.250	.325	.262
Minor Lge. Totals		3-2	1.95	18	0	0	0	2	27.2	20	10	6	0	0	5	30	6	0	.198	.257	.233

PLANCHART, Victor**C**HEIGHT: 5-8
WEIGHT: 165BATS: S
THROWS: RBORN: May 17, 2001 in Anzoategui, VZ
RESIDES: Anzoategui, VZ
OBTAINED: Non-Drafted Free Agent (8/10/17)

YEAR	CLUB	AVG	G	AB	R	H	2B	3B	HR	RBI	SH	SF	HBP	BB	SO	SB	CS	SLG	OBP	OPS	E
2018	DSL Co-op	.301	43	143	15	43	13	1	0	18	0	2	2	26	25	2	0	.406	.410	.816	8

PLANEZ, Alexfri**OF**HEIGHT: 6-2
WEIGHT: 180BATS: R
THROWS: RBORN: August 17, 2001 in Caracas, Venezuela
RESIDES: Caracas, Venezuela
OBTAINED: Non-Drafted Free Agent (8/17/17)

YEAR	CLUB	AVG	G	AB	R	H	2B	3B	HR	RBI	SH	SF	HBP	BB	SO	SB	CS	SLG	OBP	OPS	E
2018	DSL Indians	.279	61	251	39	70	18	3	9	40	1	3	7	9	55	5	7	.482	.319	.801	1

PLESAC, Zach**RHP**HEIGHT: 6-2
WEIGHT: 200BATS: R
THROWS: RBORN: January 21, 1995 in Crown Point, IN
RESIDES: Crown Point, IN
OBTAINED: 12th Round Selection by Indians in June, 2016 DraftSIGNED BY: Junie Melendez
SCHOOL: Ball State

CAREER HIGHLIGHTS: **2018** - Led the organization in wins (11)...finished the season 4th in WHIP (1.28) and 9th in ERA (4.04) in the Carolina League among qualified starters...**2017** - Allowed just four runs over 26.0 innings (7 starts) for Mahoning Valley before earning a call up to Lake County...across both levels, opposing batters hit just .186...**2016** - Underwent reconstructive right elbow surgery in April...nephew of former MLB pitcher, Dan Plesac.

YEAR	CLUB	W-L	ERA	G	GS	CG	SHO	SV	IP	H	R	ER	HR	HB	BB	SO	WP	BK	AVG	SLG	OBP
2016	INJURED -- DID NOT PLAY																				
2017	Lake County	1-1	3.60	6	6	0	0	0	25.0	19	11	10	2	3	6	19	2	1	.211	.322	.277
	Mahoning Valley	0-1	1.38	8	7	0	0	0	26.0	14	4	4	0	3	8	31	2	3	.161	.218	.255
2018	Lynchburg	8-5	4.04	22	22	1	1	0	122.2	124	63	55	8	3	33	111	8	3	.264	.397	.316
	Akron	3-1	2.45	4	4	0	0	0	22.0	19	6	6	1	1	4	21	2	0	.235	.296	.279
Minor Lge. Totals		1-2	2.47	14	13	0	0	0	51.0	33	15	14	2	6	14	50	4	4	.186	.271	.266

PLAYER DEVELOPMENT

POLANCO, Anderson**LHP**HEIGHT: 6-3
WEIGHT: 190BATS: L
THROWS: LBORN: September 6, 1992 in Santo Domingo, DR
RESIDES: Santo Domingo, DR
OBTAINED: Non-Drafted Free Agent (2/21/11)**CAREER HIGHLIGHTS:** 2013 - Made 12 relief appearances for the AZL Indians, going 2-0 with a 1.78 ERA...owned 2nd-lowest average against (.169) and 2nd-best strikeout rate (13.14) among all Arizona League relievers (.169).

YEAR	CLUB	W-L	ERA	G	GS	CG	SHO	SV	IP	H	R	ER	HR	HB	BB	SO	WP	BK	AVG	SLG	OBP
2011	DSL Indians	3-4	1.77	13	12	0	0	0	61.0	38	16	12	2	6	32	63	3	1	.180	.242	.303
2012	AZL Indians	1-2	6.35	12	0	0	0	0	22.2	24	20	16	5	1	21	26	5	1	.273	.534	.418
2013	Lake County	1-2	5.02	8	0	0	0	0	14.1	9	10	8	3	0	13	23	1	0	.167	.389	.324
	AZL Indians	2-0	1.78	12	0	0	0	0	25.1	15	7	5	0	0	13	37	3	2	.169	.225	.272
2014	Lake County	3-0	1.95	19	6	0	0	0	50.2	32	16	11	1	0	17	62	2	1	.178	.244	.247
2015	Lake County	8-8	4.14	26	26	0	0	0	126.0	123	67	58	7	5	58	119	14	2	.256	.363	.341
2016	Akron	1-5	8.06	6	5	0	0	0	22.1	29	22	20	2	0	14	21	2	0	.322	.489	.406
	Lynchburg	4-2	4.53	13	8	0	0	1	55.2	52	36	28	3	2	30	59	11	1	.249	.378	.349
2017	AZL Indians	0-1	6.00	4	2	0	0	0	3.0	2	3	2	0	0	5	4	3	0	.182	.273	.438
2018	Lynchburg	2-2	3.72	29	7	0	0	0	65.1	56	31	27	8	3	56	78	8	3	.230	.391	.381
Minor Lge. Totals		25-26	3.77	142	66	0	0	1	446.1	380	228	187	31	17	259	492	52	11	.230	.349	.338

POLANCO, Felix**LHP**HEIGHT: 6-2
WEIGHT: 190BATS: L
THROWS: LBORN: June 26, 2000 in Puerto Plata, DR
RESIDES: Puerto Plata, DR
OBTAINED: Non-Drafted Free Agent (9/24/18)**PONTICELLI, Thomas****RHP**HEIGHT: 6-1
WEIGHT: 195
SIGNED BY: Don Lyle
SCHOOL: San FranciscoBATS: R
THROWS: RBORN: April 15, 1997 in West Hills, CA
RESIDES: Newbury Park, CA
OBTAINED: 12th Round Selection by Indians in June, 2018 Draft

YEAR	CLUB	W-L	ERA	G	GS	CG	SHO	SV	IP	H	R	ER	HR	HB	BB	SO	WP	BK	AVG	SLG	OBP
2018	AZL Indians	3-1	2.96	11	3	0	0	0	24.1	30	9	8	1	2	3	31	2	0	.303	.404	.333
	Lake County	1-0	0.00	1	0	0	0	0	4.0	2	0	0	0	0	1	4	0	0	.143	.143	.200
Minor Lge. Totals		4-1	2.54	12	3	0	0	0	28.1	32	9	8	1	2	4	35	2	0	.283	.372	.316

PUJOLS, Henry**INF**HEIGHT: 6-3
WEIGHT: 195BATS: R
THROWS: RBORN: December 10, 1998 in Santo Domingo, DR
RESIDES: Santo Domingo, DR
OBTAINED: Non-Drafted Free Agent (7/2/15)**CAREER HIGHLIGHTS:** 2017 - Led the AZL Indians in games played (52), hits (43), home runs (8), RBI (29), runs scored (35) and doubles (13)... his eight home runs tied for 3rd in the Arizona League.

YEAR	CLUB	AVG	G	AB	R	H	2B	3B	HR	RBI	SH	SF	HBP	BB	SO	SB	CS	SLG	OBP	OPS	E
2016	DSL Indians	.168	54	184	26	31	9	5	4	17	0	2	8	26	75	4	0	.337	.295	.632	18
2017	AZL Indians	.239	52	180	35	43	13	0	8	29	0	1	8	11	77	0	1	.444	.310	.754	19
2018	Mahoning Valley	.229	57	201	19	46	10	1	7	26	2	0	5	8	84	0	0	.393	.276	.669	17
Minor Lge. Totals		.212	163	565	80	120	32	6	19	72	2	3	21	45	236	4	1	.391	.293	.684	54

RAMIREZ, Jerson**RHP**HEIGHT: 6-1
WEIGHT: 185BATS: R
THROWS: RBORN: Sabana Grande de Boya, DR
RESIDES: Sabana Grande de Boya, DR
OBTAINED: Non-Drafted Free Agent (8/10/17)

YEAR	CLUB	W-L	ERA	G	GS	CG	SHO	SV	IP	H	R	ER	HR	HB	BB	SO	WP	BK	AVG	SLG	OBP
2018	DSL Indians	1-1	2.08	6	0	0	0	3	8.2	8	5	2	0	1	3	11	0	0	.242	.394	.324
	AZL Indians	4-2	2.01	14	0	0	0	4	22.1	15	10	5	0	3	13	30	3	0	.183	.220	.316
Minor Lge. Totals		5-3	2.03	20	0	0	0	7	31.0	23	15	7	0	4	16	41	3	0	.200	.270	.318

RAMIREZ, Micael**C**HEIGHT: 5-11
WEIGHT: 170BATS: R
THROWS: RBORN: June 8, 1999 in Miranda, Venezuela
RESIDES: Miranda, Venezuela
OBTAINED: Non-Drafted Free Agent (5/29/17)

YEAR	CLUB	AVG	G	AB	R	H	2B	3B	HR	RBI	SH	SF	HBP	BB	SO	SB	CS	SLG	OBP	OPS	E
2017	DSL Co-op	.304	23	79	15	24	8	1	0	14	0	0	1	8	10	0	0	.430	.375	.805	5
2018	AZL Indians	.338	24	77	10	26	2	1	1	9	0	0	1	6	11	1	1	.429	.393	.821	1
Minor Lge. Totals		.321	47	156	25	50	10	2	1	23	0	0	2	14	21	1	1	.429	.384	.813	6

RAMIREZ-MARTINEZ, Jean**C**

HEIGHT: 6-0
 WEIGHT: 210
 SIGNED BY: N/A
 SCHOOL: Illinois State

BATS: R
 THROWS: R

BORN: April 27, 1993 in Bayamon, PR
 RESIDES: Fort Worth, TX
 OBTAINED: Minor League Free Agent (12/4/18)

YEAR	CLUB	AVG	G	AB	R	H	2B	3B	HR	RBI	SH	SF	HBP	BB	SO	SB	CS	SLG	OBP	OPS	E
2016	Princeton	.246	19	61	7	15	0	0	2	6	0	0	0	6	11	0	1	.344	.313	.658	1
2017	Hudson Valley	.133	28	83	10	11	2	0	2	6	0	0	3	12	28	0	0	.229	.265	.494	2
2018	Princeton	.154	17	39	6	6	2	0	1	7	0	0	0	9	12	0	0	.282	.313	.595	0
Minor Lge. Totals		.175	64	183	23	32	4	0	5	19	0	0	3	27	51	0	1	.279	.291	.570	3

REEVES, Mitch**OF**

HEIGHT: 6-2
 WEIGHT: 215
 SIGNED BY: Steffan Segui
 SCHOOL: Florida Southern

BATS: R
 THROWS: R

BORN: November 18, 1994 in Merritt Island, FL
 RESIDES: Winter Springs, FL
 OBTAINED: 32nd Round Selection by Indians in June, 2017 Draft

CAREER HIGHLIGHTS: 2018 - Named New York-Penn League Mid-Season All-Star... 2017 - Led the AZL Indians in walks (23) and finished 2nd on the club in hits (39).

YEAR	CLUB	AVG	G	AB	R	H	2B	3B	HR	RBI	SH	SF	HBP	BB	SO	SB	CS	SLG	OBP	OPS	E
2017	Mahoning Valley	.500	3	8	0	4	1	0	0	1	0	0	1	3	1	0	0	.625	.667	1.292	0
	AZL Indians	.291	43	134	18	39	8	0	4	19	1	1	1	23	42	2	3	.440	.396	.837	4
2018	Lake County	.286	12	42	6	12	1	1	1	6	0	0	2	6	6	0	0	.429	.400	.829	5
	Mahoning Valley	.274	60	219	29	60	12	0	4	36	0	3	5	22	42	4	1	.384	.349	.733	7
Minor Lge. Totals		.285	118	403	53	115	22	1	9	62	1	4	9	54	91	6	4	.412	.378	.790	16

REYES, Tomas**LHP**

HEIGHT: 5-11
 WEIGHT: 150

BATS: L
 THROWS: L

BORN: September 23, 1999 in San Antonio de Guerra, DR
 RESIDES: San Antonio de Guerra, DR
 OBTAINED: Non-Drafted Free Agent (7/2/18)

YEAR	CLUB	W-L	ERA	G	GS	CG	SHO	SV	IP	H	R	ER	HR	HB	BB	SO	WP	BK	AVG	SLG	OBP
2018	DSL Co-op	0-0	3.27	8	0	0	0	1	11.0	8	4	4	2	0	4	15	4	0	.186	.395	.255

RHOLL, Kellen**LHP**

HEIGHT: 6-3
 WEIGHT: 200
 SIGNED BY: Blaze Lambert
 SCHOOL: Angelo State (TX)

BATS: L
 THROWS: L

BORN: May 13, 1996 in St. Paul, MN
 RESIDES: Hugo, MN
 OBTAINED: 25th Round Selection by Indians in June, 2018 Draft

YEAR	CLUB	W-L	ERA	G	GS	CG	SHO	SV	IP	H	R	ER	HR	HB	BB	SO	WP	BK	AVG	SLG	OBP
2018	AZL Indians	3-0	1.31	16	0	0	0	1	20.2	17	4	3	0	3	13	24	0	0	.233	.233	.367

RIVERA, Michael**C**

HEIGHT: 5-10
 WEIGHT: 200
 SIGNED BY: Steffan Segui
 SCHOOL: Florida

BATS: R
 THROWS: R

BORN: December 12, 1995 in St. Petersburg, FL
 RESIDES: Venice, FL
 OBTAINED: 6th Round Selection by Indians in June, 2017 Draft

CAREER HIGHLIGHTS: 2018 - Suffered a right anterior thigh infection on April 23 and then landed on the DL with a right thumb fracture in June, received surgery on June 14 and missed the rest of the season.

YEAR	CLUB	AVG	G	AB	R	H	2B	3B	HR	RBI	SH	SF	HBP	BB	SO	SB	CS	SLG	OBP	OPS	E
2017	Mahoning Valley	.170	15	47	6	8	3	0	0	4	1	1	1	3	12	0	0	.234	.231	.465	1
2018	Lake County	.195	14	41	10	8	3	0	0	3	1	0	0	15	10	0	0	.268	.411	.679	3
Minor Lge. Totals		.182	29	88	16	16	6	0	0	7	2	1	1	18	22	0	0	.250	.324	.574	4

ROBINSON, Jared**RHP**

HEIGHT: 6-0
 WEIGHT: 190
 SIGNED BY: Ryan Thompson
 COLLEGE: Cerritos JC

BATS: R
 THROWS: R

BORN: November 20, 1994 in Bellflower, CA
 RESIDES: West Covina, CA
 OBTAINED: 11th Round Selection by Indians in June, 2014 Draft

CAREER HIGHLIGHTS: 2015 - Recorded a team-high 74.2 innings of work and a 3.25 ERA, the 5th-lowest in the Indians Farm System.

YEAR	CLUB	W-L	ERA	G	GS	CG	SHO	SV	IP	H	R	ER	HR	HB	BB	SO	WP	BK	AVG	SLG	OBP
2014	AZL Indians	0-2	1.23	9	0	0	0	0	22.0	14	7	3	0	0	7	19	3	0	.177	.190	.241
2015	Mahoning Valley	2-4	3.25	14	14	0	0	0	74.2	76	32	27	4	2	23	42	6	0	.262	.362	.320
2016	Lynchburg	3-5	6.15	9	3	0	0	0	41.0	50	29	28	5	0	13	21	4	0	.301	.488	.352
	Lake County	2-2	5.63	18	2	0	0	2	62.1	80	40	39	7	2	21	50	8	0	.302	.460	.358
2017	Lynchburg	3-4	3.86	35	4	0	0	3	60.2	60	29	26	4	3	26	39	7	0	.264	.366	.346
2018	Lynchburg	5-3	2.65	29	0	0	0	0	51.0	40	17	15	3	1	21	56	7	1	.220	.319	.301
	Akron	1-0	4.50	1	0	0	0	0	2.0	3	1	1	0	0	1	0	0	.333	.333	.333	
Minor Lge. Totals		16-20	3.99	115	23	0	0	5	313.2	323	155	139	23	8	111	228	35	1	.265	.383	.329

PLAYER DEVELOPMENT

ROCCHIO, Brayán**INF**HEIGHT: 5-10
WEIGHT: 150BATS: S
THROWS: RBORN: January 13, 2001 in Caracas, Venezuela
RESIDES: Caracas, Venezuela
OBTAINED: Non-Drafted Free Agent (7/2/17)**CAREER HIGHLIGHTS: 2018** - Finished third in the AZL in batting average (.343)...named AZL Postseason All-Star...named No. 9 prospect in Indians Farm System by *Baseball America*...ranked as the No. 1 prospect in the Arizona League by *Baseball America* following the 2018 season.

YEAR	CLUB	AVG	G	AB	R	H	2B	3B	HR	RBI	SH	SF	HBP	BB	SO	SB	CS	SLG	OBP	OPS	E
2018	DSL Indians	.323	25	99	19	32	2	3	1	12	1	0	6	5	14	8	5	.434	.391	.825	4
	AZL Indians 2	.343	35	143	21	49	10	1	1	17	1	2	2	10	17	14	8	.448	.389	.836	8
Minor Lge. Totals		.335	60	242	40	81	12	4	2	29	2	2	8	15	31	22	13	.442	.390	.832	12

RODRIGUEZ, Eric**C**HEIGHT: 6-2
WEIGHT: 190
SIGNED BY: Chuck BartlettBATS: R
THROWS: RBORN: July 28, 1998 in Bayamon, PR
RESIDES: San Juan, PR
OBTAINED: 21st Round Selection by Indians in June, 2018 Draft

YEAR	CLUB	AVG	G	AB	R	H	2B	3B	HR	RBI	SH	SF	HBP	BB	SO	SB	CS	SLG	OBP	OPS	E
2018	AZL Indians	.200	23	80	9	16	2	0	2	8	1	0	1	9	18	0	0	.300	.289	.589	1
	Lake County	.286	2	7	0	2	0	0	0	1	0	0	0	0	0	0	0	.286	.286	.571	0
Minor Lge. Totals		.207	25	87	9	18	2	0	2	9	1	0	1	9	18	0	0	.299	.289	.588	1

RODRIGUEZ, Gabriel**SS**HEIGHT: 6-2
WEIGHT: 174BATS: R
THROS: RBORN: February 22, 2002 in Maturin, VZ
RESIDES: Carabobo, VZ
OBTAINED: Non-Drafted Free Agent (7/2/18)**RODRIGUEZ, Jason****C**HEIGHT: 5-11
WEIGHT: 180BATS: R
THROWS: RBORN: January 11, 1995 in Santiago, DR
RESIDES: Santiago, DR
OBTAINED: Non-Drafted Free Agent (7/16/13)

YEAR	CLUB	AVG	G	AB	R	H	2B	3B	HR	RBI	SH	SF	HBP	BB	SO	SB	CS	SLG	OBP	OPS	E
2014	DSL Indians	.200	49	140	13	28	4	0	1	18	1	4	4	9	16	1	0	.250	.261	.511	9
2015	AZL Indians	.193	21	57	5	11	1	0	0	3	0	2	0	2	15	0	0	.211	.213	.424	0
2016	AZL Indians	.205	24	78	7	16	2	0	0	12	1	2	2	3	18	0	0	.231	.247	.478	4
2017	Mahoning Valley	.202	31	104	10	21	4	1	2	8	0	1	0	5	25	0	0	.317	.236	.554	4
2018	Mahoning Valley	.167	35	114	12	19	4	0	1	12	1	2	2	13	18	0	0	.228	.260	.488	3
Minor Lge. Totals		.193	160	493	47	95	15	1	4	53	3	11	8	32	92	1	0	.252	.248	.500	20

RODRIGUEZ, Jhan**INF**HEIGHT: 6-0
WEIGHT: 165BATS: R
THROWS: RBORN: July 2, 1998 in Moca, DR
RESIDES: Moca, DR
OBTAINED: Non-Drafted Free Agent (3/23/16)

YEAR	CLUB	AVG	G	AB	R	H	2B	3B	HR	RBI	SH	SF	HBP	BB	SO	SB	CS	SLG	OBP	OPS	E
2016	DSL Indians	.214	51	159	14	34	8	1	1	10	0	0	6	9	42	4	3	.296	.282	.577	21
2017	AZL Indians	.121	28	91	5	11	0	0	0	5	0	2	1	2	44	1	1	.121	.146	.267	6
2018	AZL Indians	.246	17	69	9	17	2	0	1	6	1	0	2	5	24	3	2	.319	.316	.635	8
	Lake County	.167	2	6	1	1	0	0	0	0	0	0	2	2	2	0	0	.167	.375	.542	2
	Mahoning Valley	.077	12	26	4	2	1	0	0	1	2	0	1	2	16	0	1	.115	.172	.288	2
Minor Lge. Totals		.185	110	351	33	65	11	1	2	22	3	2	10	20	128	8	7	.239	.248	.487	39

RODRIGUEZ, Johnathan**OF**HEIGHT: 6-3
WEIGHT: 180
SIGNED BY: Juan AlvarezBATS: S
THROWS: RBORN: November 4, 1999 in Bayamon, PR
RESIDES: Toa Baja, PR
OBTAINED: 3rd Round Selection by Indians in June, 2017 Draft**CAREER HIGHLIGHTS: 2018** - Led AZL Indians 1 in runs scored (36) and stolen bases (8)...named Best Outfield Arm in Indians Farm System entering 2018 and 2019 by *Baseball America*.

YEAR	CLUB	AVG	G	AB	R	H	2B	3B	HR	RBI	SH	SF	HBP	BB	SO	SB	CS	SLG	OBP	OPS	E
2017	AZL Indians	.250	31	96	13	24	4	2	0	11	1	1	0	21	23	0	1	.333	.381	.715	3
2018	AZL Indians	.294	47	187	36	55	10	4	1	22	0	1	1	22	44	8	3	.406	.370	.776	3
Minor Lge. Totals		.279	78	283	49	79	14	6	1	33	1	2	1	43	67	8	4	.382	.374	.756	6

RODRIGUEZ, Jorma**INF**HEIGHT: 5-10
WEIGHT: 150BATS: R
THROWS: RBORN: March 25, 1996 in Palo Negro, VZ
RESIDES: Cagua, VZ

OBTAINED: Non-Drafted Free Agent (7/19/12)

YEAR	CLUB	AVG	G	AB	R	H	2B	3B	HR	RBI	SH	SF	HBP	BB	SO	SB	CS	SLG	OBP	OPS	E
2013	DSL Indians	.201	55	199	28	40	7	2	0	14	5	0	2	27	37	8	4	.256	.303	.559	17
2014	DSL Indians	.330	61	197	45	65	9	3	1	33	9	3	3	46	30	13	11	.421	.458	.879	12
2015	AZL Indians	.160	26	81	7	13	2	0	0	8	2	1	3	8	19	3	1	.185	.258	.443	7
2016	Mahoning Valley	.213	18	61	9	13	4	0	1	5	1	0	2	5	16	0	0	.328	.294	.622	3
	AZL Indians	.357	22	84	17	30	2	3	1	15	0	2	1	8	13	7	0	.488	.411	.899	6
2017	Akron	.238	7	21	2	5	0	0	0	0	1	0	0	0	6	0	0	.238	.238	.476	2
	Lynchburg	.286	4	7	1	2	1	0	0	3	1	0	0	0	1	0	0	.429	.286	.714	0
	Lake County	.201	88	294	39	59	14	2	3	16	4	2	4	23	78	8	8	.293	.266	.559	8
2018	Lynchburg	.232	71	237	26	55	7	2	0	15	7	1	5	12	46	7	1	.278	.282	.561	8
	Lake County	.345	35	142	18	49	6	2	1	20	0	1	1	4	30	6	2	.437	.365	.801	1
	Akron	.333	7	24	4	8	3	0	0	3	0	0	0	2	4	0	1	.458	.385	.843	0
Minor Lge. Totals		.252	394	1347	196	339	55	14	7	132	30	10	21	135	280	52	28	.329	.327	.656	64

RODRIGUEZ, Nellie**INF**HEIGHT: 6-2
WEIGHT: 225BATS: R
THROWS: RBORN: June 12, 1994 in New York, NY
RESIDES: New York, NY

OBTAINED: Minor League Free Agent (2/6/19)

CAREER HIGHLIGHTS: **2018** - Invited to Indians Spring Training, assigned to AAA Columbus to begin the year... **2016** - Named **MILB.com** Organizational All-Star with AA Akron...led the league in walks, third in the league in home runs and fifth in RBI...named EL Mid-Season All-Star... **2015** - Named Carolina League Most Valuable Player, finished second in league in home runs and led organization in RBI...Mid- and Postseason All-Star... named **MILB.com** Organizational All-Star... **2014** - Named **Baseball America** Low A All-Star with Lake County, led Indians PD system in RBI and was second in home runs... **2012** - Originally drafted by Cleveland in the 15th round of the First-Year Player Draft.

YEAR	CLUB	AVG	G	AB	R	H	2B	3B	HR	RBI	SH	SF	HBP	BB	SO	SB	CS	SLG	OBP	OPS	E
2012	AZL Indians	.229	32	109	19	25	7	3	4	17	0	1	2	24	41	0	0	.375	.459	.834	6
2013	Lake County	.194	47	160	18	31	7	0	1	13	1	1	0	26	53	0	0	.305	.256	.561	3
	Mahoning Valley	.287	73	261	32	75	16	0	9	37	0	1	4	29	61	0	2	.366	.452	.818	5
2014	Lake County	.268	130	485	67	130	32	3	22	88	0	3	2	60	142	0	0	.349	.482	.832	11
2015	Akron	.118	25	93	7	11	2	0	4	14	0	2	1	9	37	0	0	.200	.269	.469	3
	Lynchburg	.275	108	396	65	109	32	2	17	84	1	8	4	51	122	1	0	.357	.495	.852	11
2016	Akron	.250	132	492	66	123	28	2	26	85	0	6	6	75	186	1	0	.352	.474	.826	8
2017	Columbus	.170	120	377	38	64	14	0	17	49	1	2	0	53	181	0	0	.271	.342	.613	10
2018	Columbus	.204	76	240	24	49	11	0	10	39	1	2	2	23	95	0	0	.277	.375	.652	5
	Akron	.283	31	106	15	30	7	1	5	23	0	3	1	16	47	0	0	.373	.509	.882	2
Minor Lge. Totals		.238	774	2719	351	647	156	11	115	449	4	29	22	366	965	2	2	.430	.330	.760	63

RODRIGUEZ, Skeiling**OF**HEIGHT: 6-0
WEIGHT: 175BATS: L
THROWS: RBORN: February 26, 2001 in Santiago, DR
RESIDES: Santiago, DR

OBTAINED: Non-Drafted Free Agent (9/1/17)

YEAR	CLUB	AVG	G	AB	R	H	2B	3B	HR	RBI	SH	SF	HBP	BB	SO	SB	CS	SLG	OBP	OPS	E
2018	DSL Indians	.216	56	194	32	42	3	6	0	17	4	2	3	32	72	5	5	.294	.333	.627	5

ROLETTE, Joshua**C**HEIGHT: 5-11
WEIGHT: 195BATS: L
THROWS: RBORN: May 21, 1996 in Kansas City, MO
RESIDES: Shawnee, OKSIGNED BY: Steve Abney
SCHOOL: Kansas State

OBTAINED: 39th Round Selection by Indians in June, 2017 Draft

YEAR	CLUB	AVG	G	AB	R	H	2B	3B	HR	RBI	SH	SF	HBP	BB	SO	SB	CS	SLG	OBP	OPS	E
2017	AZL Indians	.333	5	12	3	4	1	0	0	1	0	0	0	2	0	0	0	.417	.429	.845	0
2018	Lynchburg	.250	2	4	2	1	0	0	0	0	1	0	0	2	2	0	0	.250	.500	.750	0
	Lake County	.253	56	170	15	43	11	0	4	21	0	3	2	28	57	1	0	.388	.360	.748	5
Minor Lge. Totals		.258	63	186	20	48	12	0	4	22	1	3	2	32	59	1	0	.387	.369	.756	5

ROMERO, Sterling**OF**HEIGHT: 5-10
WEIGHT: 145BATS: L
THROWS: LBORN: March 2, 2002 in Barahona, DR
RESIDES: Barahona, DR

OBTAINED: Non-Drafted Free Agent (7/2/18)

ROYALTY, Alex**RHP**

HEIGHT: 6-4

BATS: R

BORN: March 19, 1997 in Raleigh, NC

WEIGHT: 200

THROWS: R

RESIDES: Raleigh, NC

SIGNED BY: Mike Bradford

OBTAINED: 8th Round Selection by Indians in June, 2018 Draft

SCHOOL: UNC Wilmington

YEAR	CLUB	W-L	ERA	G	GS	CG	SHO	SV	IP	H	R	ER	HR	HB	BB	SO	WP	BK	AVG	SLG	OBP
2018	AZL Indians	1-0	0.00	4	1	0	0	0	7.2	4	0	0	0	0	2	13	1	0	.167	.208	.231
	Mahoning Valley	0-0	2.40	5	5	0	0	0	15.0	17	6	4	0	0	3	16	0	0	.283	.367	.317
Minor Lge. Totals		1-0	1.59	9	6	0	0	0	22.2	21	6	4	0	0	5	29	1	0	.250	.321	.292

RUBIO, Andy**RHP**

HEIGHT: 6-4

BATS: R

BORN: February 15, 2001 in Santiago, DR

WEIGHT: 175

THROWS: R

RESIDES: Santiago, DR

OBTAINED: Non-Drafted Free Agent (4/12/18)

YEAR	CLUB	W-L	ERA	G	GS	CG	SHO	SV	IP	H	R	ER	HR	HB	BB	SO	WP	BK	AVG	SLG	OBP
2018	DSL Co-op	1-1	9.00	14	0	0	0	0	19.0	30	24	19	1	0	18	16	6	0	.353	.482	.457

RUVIERA, Jose**RHP**

HEIGHT: 6-3

BATS: R

BORN: September 4, 2001 in Villa Gonzalez, DR

WEIGHT: 168

THROWS: R

RESIDES: Villa Gonzalez, DR

OBTAINED: Non-Drafted Free Agent (12/21/18)

SALTERS, Daniel**C**

HEIGHT: 6-3

BATS: L

BORN: February 5, 1993 in Elizabethton, TN

WEIGHT: 210

THROWS: R

RESIDES: Eufaula, OK

SIGNED BY: Blaze Lambert

OBTAINED: 13th Round Selection by Indians in June, 2015 Draft

SCHOOL: Dallas Baptist

CAREER HIGHLIGHTS: 2015 - Named a New York-Penn League Midseason All-Star...hit safely in 12 consecutive games from July 13-Aug. 1.

YEAR	CLUB	AVG	G	AB	R	H	2B	3B	HR	RBI	SH	SF	HBP	BB	SO	SB	CS	SLG	OBP	OPS	E
2015	Lynchburg	.250	1	4	1	1	0	0	0	0	0	0	0	0	1	0	0	.250	.250	.500	0
	Mahoning Valley	.279	47	179	14	50	8	0	2	26	0	1	2	12	36	0	1	.358	.330	.687	5
2016	Akron	.235	38	136	15	32	9	0	1	17	2	0	2	10	39	0	0	.324	.297	.621	2
	Lynchburg	.281	48	167	22	47	7	0	4	17	2	1	2	20	35	1	0	.395	.363	.758	5
2017	Akron	.200	4	10	3	2	1	0	0	1	0	1	1	1	2	0	0	.300	.308	.608	0
	Lynchburg	.197	90	314	36	62	13	1	5	30	3	4	4	24	86	0	0	.293	.260	.553	5
2018	Columbus	.200	2	5	1	1	0	0	0	0	0	0	0	1	1	0	0	.200	.333	.533	0
	Akron	.240	74	246	20	59	10	0	5	30	0	2	9	17	68	1	1	.341	.310	.652	5
Minor Lge. Totals		.239	304	1061	112	254	48	1	17	121	7	9	20	85	268	2	2	.335	.305	.640	22

SANCHEZ, Luis**RHP**

HEIGHT: 6-1

BATS: R

BORN: March 9, 1995 in Santo Domingo, DR

WEIGHT: 190

THROWS: R

RESIDES: Pimentel, DR

OBTAINED: Non-Drafted Free Agent (8/7/18)

YEAR	CLUB	W-L	ERA	G	GS	CG	SHO	SV	IP	H	R	ER	HR	HB	BB	SO	WP	BK	AVG	SLG	OBP
2018	DSL Indians	1-0	2.25	3	0	0	0	0	4.0	3	1	1	0	0	2	6	0	0	.231	.231	.333

SANCHEZ, Wilton**RHP**

HEIGHT: 6-4

BATS: R

BORN: September 8, 1998 in Castanuela, DR

WEIGHT: 175

THROWS: R

RESIDES: Castanuela, DR

OBTAINED: Non-Drafted Free Agent (6/14/17)

YEAR	CLUB	W-L	ERA	G	GS	CG	SHO	SV	IP	H	R	ER	HR	HB	BB	SO	WP	BK	AVG	SLG	OBP
2017	DSL Indians	2-2	2.29	13	2	0	0	1	35.1	23	11	9	0	3	13	39	2	1	.185	.234	.279
2018	AZL Indians	3-1	8.54	15	1	0	0	0	26.1	24	26	25	1	5	21	23	11	2	.250	.354	.400
Minor Lge. Totals		5-3	4.96	28	3	0	0	1	61.2	47	37	34	1	8	34	62	13	3	.214	.286	.336

SANDLIN, Nick**RHP**

HEIGHT: 5-11

BATS: R

BORN: January 10, 1997 in Evans, GA

WEIGHT: 175

THROWS: R

RESIDES: Evans, GA

SIGNED BY: Chuck Bartlett

OBTAINED: 2nd Round Selection by Indians in June, 2018 Draft

SCHOOL: Southern Mississippi

YEAR	CLUB	W-L	ERA	G	GS	CG	SHO	SV	IP	H	R	ER	HR	HB	BB	SO	WP	BK	AVG	SLG	OBP
2018	Lynchburg	1-0	1.42	7	0	0	0	4	6.1	2	1	1	0	1	2	10	1	0	.091	.091	.200
	AZL Indians	0-0	0.00	3	0	0	0	0	3.0	2	0	0	0	0	0	4	1	0	.200	.200	.200
	Lake County	0-0	1.74	10	0	0	0	1	10.1	9	2	2	0	0	0	15	0	0	.237	.342	.237
	Akron	1-0	10.38	5	0	0	0	0	4.1	8	5	5	0	1	1	7	2	0	.400	.550	.435
Minor Lge. Totals		2-0	3.00	25	0	0	0	5	24.0	21	8	8	0	2	3	36	4	0	.233	.311	.271

SANQUINTIN, Junior**SS**

HEIGHT: 6-0

BATS: S

BORN: January 8, 2002 in Bani, DR

WEIGHT: 172

THROWS: R

RESIDES: Bani, DR

OBTAINED: Non-Drafted Free Agent (7/2/18)

SANTANA, Christophers**RHP**

HEIGHT: 6-1

BATS: R

BORN: February 26, 1998 in San Pedro de Macoris, DR

WEIGHT: 195

THROWS: R

RESIDES: San Pedro de Macoris, DR

OBTAINED: Minor League Free Agent (2/23/15)

YEAR	CLUB	W-L	ERA	G	GS	CG	SHO	SV	IP	H	R	ER	HR	HB	BB	SO	WP	BK	AVG	SLG	OBP
2015	DSL Indians	1-1	21.00	7	0	0	0	0	6.0	8	14	14	0	5	15	7	5	0	.333	.500	.609
2016	DSL Indians	1-1	2.97	16	0	0	0	0	30.1	25	12	10	1	4	29	22	11	1	.231	.306	.403
2017	DSL Indians	0-2	5.97	16	0	0	0	0	28.2	34	25	19	1	6	17	26	4	2	.309	.436	.422
2018	DSL Indians	1-0	7.94	3	0	0	0	0	5.2	4	5	5	0	0	6	5	0	0	.182	.182	.357
	AZL Indians 1	0-0	10.80	1	0	0	0	0	1.2	3	5	2	0	0	2	1	5	0	.333	.333	.417
	AZL Indians 2	1-1	4.56	15	0	0	0	0	23.2	18	16	12	1	3	12	17	2	0	.214	.345	.324
Minor Lge. Totals		4-5	5.81	58	0	0	0	0	96.0	92	77	62	3	18	81	78	32	3	.258	.361	.409

SANTIAGO, Wilbis**INF**

HEIGHT: 6-0

BATS: L

BORN: January 20, 1996 in Cotui, DR

WEIGHT: 180

THROWS: R

RESIDES: Santo Domingo, DR

OBTAINED: Non-Drafted Free Agent (1/9/15)

YEAR	CLUB	AVG	G	AB	R	H	2B	3B	HR	RBI	SH	SF	HBP	BB	SO	SB	CS	SLG	OBP	OPS	E
2015	DSL Indians	.274	47	146	22	40	2	3	0	10	0	2	4	16	19	7	0	.329	.357	.686	3
2016	DSL Indians	.320	39	125	19	40	6	2	1	17	0	1	8	5	10	5	1	.424	.381	.805	6
2017	AZL Indians	.287	30	101	11	29	8	1	1	14	1	2	3	3	12	3	2	.416	.321	.737	3
	DSL Indians	.333	11	42	8	14	3	2	0	5	0	1	2	0	5	1	0	.500	.356	.856	0
2018	AZL Indians 1	.311	35	132	20	41	2	4	1	24	0	5	1	5	9	1	3	.409	.329	.738	
	AZL Indians 2	.333	7	27	7	9	1	0	0	2	0	0	0	2	3	1	0	.370	.379	.750	4
Minor Lge. Totals		.302	169	573	87	173	22	12	3	72	1	11	18	31	58	18	6	.398	.351	.749	20

SANTOS, Felipe**RHP**

HEIGHT: 6-2

BATS: R

BORN: July 20, 1999 in El Valle, DR

WEIGHT: 180

THROWS: R

RESIDES: El Valle, DR

OBTAINED: Non-Drafted Free Agent (1/2/19)

SANTOS, Luis**RHP**

HEIGHT: 6-4

BATS: R

BORN: September 18, 1994 in Salcedo, DR

WEIGHT: 180

THROWS: R

RESIDES: Pimentel, DR

OBTAINED: Non-Drafted Free Agent (10/27/14)

CAREER HIGHLIGHTS: 2018 - Named New York - Penn League Mid-Season All-Star.

YEAR	CLUB	W-L	ERA	G	GS	CG	SHO	SV	IP	H	R	ER	HR	HB	BB	SO	WP	BK	AVG	SLG	OBP
2015	DSL Indians	2-0	3.66	13	11	0	0	0	51.2	51	25	21	1	3	16	33	1	0	.254	.338	.315
2016	AZL Indians	0-2	6.21	16	0	0	0	1	29.0	34	24	20	2	7	6	33	6	0	.288	.449	.356
	DSL Indians	0-2	3.00	3	0	0	0	0	6.0	7	3	2	1	2	1	3	0	1	.280	.440	.357
2017	Mahoning Valley	0-0	9.00	2	0	0	--	0	2.0	3	2	2	1	0	1	3	1	0	.333	.778	.400
	AZL Indians	0-0	9.00	5	0	0	0	0	6.0	11	8	6	1	1	5	7	2	0	.407	.593	.515
2018	Mahoning Valley	5-2	3.15	23	0	0	0	3	34.1	31	13	12	4	3	15	34	3	0	.246	.444	.338
Minor Lge. Totals		7-6	4.40	62	11	0	0	4	129.0	137	75	63	10	16	44	113	13	1	.271	.417	.345

SCHEFTZ, Jordan**RHP**

HEIGHT: 6-3
 WEIGHT: 190
 SIGNED BY: Steffan Segui
 SCHOOL: Central Florida

BATS: R
 THROWS: R

BORN: August 31, 1995 in North York, Canada
 RESIDES: Irvine, CA
 OBTAINED: 23rd Round Selection by Indians in June, 2017 Draft

YEAR	CLUB	W-L	ERA	G	GS	CG	SHO	SV	IP	H	R	ER	HR	HB	BB	SO	WP	BK	AVG	SLG	OBP
2017	AZL Indians	1-2	6.33	19	0	0	0	0	27.0	30	20	19	0	3	15	31	11	0	.283	.377	.378
2018	Lake County	1-0	4.26	5	0	0	0	0	6.1	4	4	3	0	2	9	5	3	0	.190	.333	.469
	Mahoning Valley	1-1	4.39	18	0	0	0	0	26.2	32	17	13	2	8	21	27	5	0	.305	.381	.452
Minor Lge. Totals		3-3	5.25	42	0	0	0	0	60.0	66	41	35	2	13	45	63	19	0	.284	.375	.422

SCHNEEMAN, Daniel**INF**

HEIGHT: 6-1
 WEIGHT: 180
 SIGNED BY: Ryan Perry
 SCHOOL: Brigham Young

BATS: R
 THROWS: R

BORN: January 23, 1997 in San Diego, CA
 RESIDES: Herriman, UT
 OBTAINED: 33rd Round Selection by Indians in June, 2018 Draft

YEAR	CLUB	AVG	G	AB	R	H	2B	3B	HR	RBI	SH	SF	HBP	BB	SO	SB	CS	SLG	OBP	OPS	E
2018	AZL Indians	.206	41	136	29	28	8	1	3	14	1	2	0	22	37	2	0	.346	.313	.658	4
	Lake County	.000	2	7	1	0	0	0	0	0	0	0	0	4	0	0	0	.000	.000	.000	1
Minor Lge. Totals		.196	43	143	30	28	8	1	3	14	1	2	0	22	41	2	0	.329	.300	.629	5

SCOLAMIERO, Clark**OF**

HEIGHT: 6-0
 WEIGHT: 175
 SIGNED BY: David Compton
 SCHOOL: South Carolina

BATS: L
 THROWS: L

BORN: January 24, 1996 in Augusta, GA
 RESIDES: Simpsonville, SC
 OBTAINED: 22nd Round Selection by Indians in June, 2017 Draft

YEAR	CLUB	AVG	G	AB	R	H	2B	3B	HR	RBI	SH	SF	HBP	BB	SO	SB	CS	SLG	OBP	OPS	E
2017	Mahoning Valley	.246	42	122	21	30	4	1	0	12	0	0	3	16	36	6	2	.295	.348	.643	0
2018	Mahoning Valley	.240	61	221	27	53	10	1	2	24	0	3	2	23	72	5	1	.321	.313	.635	5
Minor Lge. Totals		.242	103	343	48	83	14	2	2	36	0	3	5	39	108	11	3	.312	.326	.638	5

SCOTT, Adam**LHP**

HEIGHT: 6-4
 WEIGHT: 220
 SIGNED BY: Mike Bradford
 SCHOOL: Wofford

BATS: L
 THROWS: L

BORN: October 10, 1995 in Canandaigua, NY
 RESIDES: Fort Mill, SC
 OBTAINED: 4th Round Selection by Indians in June, 2018 Draft

YEAR	CLUB	W-L	ERA	G	GS	CG	SHO	SV	IP	H	R	ER	HR	HB	BB	SO	WP	BK	AVG	SLG	OBP
2018	Lynchburg	0-0	0.00	2	0	0	0	0	4.0	3	0	0	0	1	4	4	1	0	.214	.214	.421
	AZL Indians	1-0	0.00	4	0	0	0	0	7.1	4	0	0	0	0	1	14	1	0	.148	.185	.179
	Lake County	0-1	2.45	5	0	0	0	0	11.0	10	3	3	1	0	1	15	0	0	.244	.463	.256
	Mahoning Valley	2-0	3.09	5	0	0	0	0	11.2	11	5	4	1	1	2	14	4	0	.244	.400	.292
Minor Lge. Totals		3-1	1.85	16	0	0	0	0	34.0	28	8	7	2	2	8	47	6	0	.220	.354	.275

SIRI, Dalbert**RHP**

HEIGHT: 6-2
 WEIGHT: 190

BATS: R
 THROWS: R

BORN: July 19, 1995 in Moca, DR
 RESIDES: Moca, DR
 OBTAINED: Non-Drafted Free Agent (11/6/14)

CAREER HIGHLIGHTS: 2018 - Named Carolina League Mid-Season All-Star after posting 2.08 ERA... 2017 - Finished 2nd in the Indians organization and 3rd in the Midwest League with 14 saves... posted a 2.29 first-half ERA and was named a MWL Mid-Season All-Star.

YEAR	CLUB	W-L	ERA	G	GS	CG	SHO	SV	IP	H	R	ER	HR	HB	BB	SO	WP	BK	AVG	SLG	OBP
2015	DSL Indians	2-3	2.72	16	5	0	0	1	36.1	27	13	11	1	3	20	29	2	0	.209	.279	.323
2016	Mahoning Valley	0-0	0.00	2	0	0	0	0	5.0	1	0	0	0	0	3	7	1	0	.071	.071	.235
	AZL Indians	1-1	4.13	17	0	0	0	4	24.0	18	13	11	0	5	10	36	4	0	.200	.256	.311
	Lake County	1-2	3.10	39	0	0	0	14	40.2	29	19	14	1	8	26	64	5	0	.192	.272	.341
2018	Lynchburg	1-5	2.45	42	0	0	0	15	47.2	31	21	13	4	2	29	71	7	1	.182	.282	.307
Minor Lge. Totals		5-11	2.87	116	5	0	0	34	153.2	106	66	49	6	18	88	207	19	1	.191	.269	.319

SMITH, Connor**INF****HEIGHT: 5-10****BATS: R****BORN: April 22, 1997 in Midland, MI****WEIGHT: 180****THROWS: R****RESIDES: Midland, MI****SIGNED BY: Aaron Etchison****OBTAINED: 30th Round Selection by Indians in June, 2018 Draft****SCHOOL: Western Michigan**

YEAR	CLUB	AVG	G	AB	R	H	2B	3B	HR	RBI	SH	SF	HBP	BB	SO	SB	CS	SLG	OBP	OPS	E
2018	AZL Indians	.292	27	89	14	26	5	1	1	17	0	2	3	11	18	3	0	.404	.381	.785	4
	Lake County	.000	4	14	0	0	0	0	0	0	0	0	0	1	8	0	1	.000	.067	.067	0
	Mahoning Valley	.212	19	66	8	14	2	0	2	10	0	0	1	4	14	0	0	.333	.268	.601	2
Minor Lge. Totals		.237	50	169	22	40	7	1	3	27	0	2	4	16	40	3	1	.343	.314	.658	6

SOTÉLDO, Victor**RHP****HEIGHT: 6-1****BATS: R****BORN: August 27, 2001 in San Felipe, Venezuela****WEIGHT: 165****THROWS: R****RESIDES: San Felipe, Venezuela****OBTAINED: Non-Drafted Free Agent (9/11/17)****SÓSA, Christian****RHP****HEIGHT: 6-2****BATS: R****BORN: January 2, 2011 in Moca, DR****WEIGHT: 181****THROWS: R****RESIDES: Moca, DR****OBTAINED: Non-Drafted Free Agent (1/2/18)****SPEER, David****LHP****HEIGHT: 6-1****BATS: L****BORN: August 14, 1992 in Norwalk, CT****WEIGHT: 185****THROWS: L****RESIDES: Westport, CT****SIGNED BY: Brent Urcheck****OBTAINED: 27th Round Selection by Indians in June, 2014 Draft****SCHOOL: Columbia**

CAREER HIGHLIGHTS: **2017** - Made 42 appearances (3 starts) between Akron and Columbus, tying for 5th in games pitched in the organization...**2015** - Owned Lake County's lowest ERA (1.73)...did not allow an earned run in 23 of his final 24 appearances for the Captains...**2014** - Recorded a team-leading 47 strikeouts against just 8 walks in 14 appearances.

YEAR	CLUB	W-L	ERA	G	GS	CG	SHO	SV	IP	H	R	ER	HR	HB	BB	SO	WP	BK	AVG	SLG	OBP
2014	Mahoning Valley	3-1	2.74	14	1	0	0	0	42.2	42	13	13	2	0	8	47	4	0	.261	.360	.292
2015	Lynchburg	1-0	0.00	5	0	0	0	0	5.1	5	0	0	0	0	2	5	0	0	.263	.316	.333
	Lake County	5-5	1.73	38	0	0	0	2	62.1	66	26	12	4	0	14	59	2	0	.276	.368	.315
2016	Columbus	1-0	10.80	2	0	0	0	0	5.0	9	6	6	0	0	2	3	1	0	.429	.476	.458
	Akron	0-0	10.13	2	0	0	0	0	2.2	6	3	3	0	0	1	4	0	0	.429	.571	.467
	Lynchburg	4-1	1.78	39	1	0	0	3	60.2	45	15	12	3	2	12	60	5	0	.201	.299	.246
2017	Columbus	1-0	0.00	4	1	0	0	0	6.1	6	0	0	0	0	4	2	1	0	.261	.261	.370
	Akron	2-3	5.60	38	2	0	0	5	53.0	69	38	33	2	2	18	47	3	0	.312	.407	.365
2018	Akron	4-3	3.48	46	1	0	0	1	62.0	64	32	24	1	1	13	49	0	0	.275	.343	.304
Minor Lge. Totals		21-13	3.09	188	6	0	0	11	300.0	312	133	103	12	5	74	276	16	0	.270	.358	.312

TAPIA, Emmanuel**1B****HEIGHT: 6-3****BATS: L****BORN: February 26, 1996 in Santo Domingo Centro, DR****WEIGHT: 215****THROWS: L****RESIDES: San Antonio de Guerra, DR****OBTAINED: Non-Drafted Free Agent (1/18/13)**

CAREER HIGHLIGHTS: **2017** - Set a single-season career-high with 29 homers, leading the Midwest League and finishing 2nd in the Indians system...his 71 RBI ranked 3rd in the organization and were 7th in the MWL...named a MWL Postseason All-Star...**2016** - Led Mahoning Valley with 14 doubles and 20 extra-base hits...also tied for team-lead with 6 home runs...**2015** - Missed the majority of the season due to a left ankle fracture.

YEAR	CLUB	AVG	G	AB	R	H	2B	3B	HR	RBI	SH	SF	HBP	BB	SO	SB	CS	SLG	OBP	OPS	E
2013	DSL Indians	.223	65	224	21	50	11	2	2	13	0	0	8	16	56	6	2	.317	.298	.615	3
2014	AZL Indians	.315	39	127	23	40	8	1	4	27	0	1	3	17	35	2	2	.488	.405	.894	8
2015	Mahoning Valley	.286	33	126	20	36	10	0	2	17	0	1	1	12	31	0	0	.413	.350	.763	7
2016	Mahoning Valley	.251	59	215	20	54	14	0	6	24	0	0	2	20	77	0	0	.400	.321	.721	15
2017	Lake County	.213	124	461	53	98	20	0	*29	71	0	5	4	35	180	1	0	.445	.271	.716	17
2018	Lynchburg	.186	89	301	29	56	10	1	9	44	0	2	5	37	112	0	0	.316	.284	.600	14
Minor Lge. Totals		.230	409	1454	166	334	73	4	52	196	0	9	23	137	491	9	4	.393	.304	.697	64

PLAYER DEVELOPMENT

TATI, Felix**RHP**HEIGHT: 6-2
WEIGHT: 190BATS: R
THROWS: RBORN: April 1, 1997 in Quisqueya, DR
RESIDES: Quisqueya, DR
OBTAINED: Non-Drafted Free Agent (10/11/13)

CAREER HIGHLIGHTS: 2017 - Led the team with 59 strikeouts and worked at least 2.1 innings in all 10 of his relief appearances.

YEAR	CLUB	W-L	ERA	G	GS	CG	SHO	SV	IP	H	R	ER	HR	HB	BB	SO	WP	BK	AVG	SLG	OBP
2014	DSL Indians	1-1	3.54	8	3	0	0	1	20.1	19	11	8	2	3	6	16	3	0	.257	.419	.326
2015	DSL Indians	1-1	1.40	10	6	0	0	0	38.2	32	10	6	1	3	11	28	0	0	.230	.317	.297
2016	AZL Indians	5-2	6.04	12	10	0	0	0	53.2	67	37	*36	2	2	17	48	5	1	.300	.422	.355
	DSL Indians	1-1	3.95	3	3	0	0	0	13.2	13	10	6	1	1	3	13	1	0	.228	.351	.279
2017	Mahoning Valley	7-3	3.77	14	4	0	--	0	59.2	54	30	25	1	4	24	59	5	4	.241	.295	.323
2018	Lynchburg	2-2	4.66	6	6	0	0	0	29.0	28	17	15	2	3	15	21	0	0	.252	.360	.354
	Lake County	1-5	4.94	20	5	0	0	2	74.2	89	52	41	9	5	24	67	9	0	.292	.462	.348
Minor Lge. Totals		18-15	4.26	73	37	0	0	3	289.2	302	167	137	18	21	100	252	23	5	.267	.385	.334

TAVERAS, Heylin**RHP**HEIGHT: 5-11
WEIGHT: 163BATS: R
THROWS: RBORN: August 3, 1999 in Payita, DR
RESIDES: Santo Domingo, DR
OBTAINED: Non-Drafted Free Agent (2/22/18)

YEAR	CLUB	W-L	ERA	G	GS	CG	SHO	SV	IP	H	R	ER	HR	HB	BB	SO	WP	BK	AVG	SLG	OBP
2018	DSL Co-op	1-1	7.88	19	1	0	0	1	32.0	37	31	28	2	3	19	19	9	2	.301	.415	.393

TEANEY, Jonathan**RHP**HEIGHT: 6-2
WEIGHT: 190BATS: R
THROWS: RBORN: January 28, 1996 in Lancaster, CA
RESIDES: Palmdale, CA
OBTAINED: 20th Round Selection by Indians in June, 2017 DraftSIGNED BY: Mike Bradford
SCHOOL: San Diego

YEAR	CLUB	W-L	ERA	G	GS	CG	SHO	SV	IP	H	R	ER	HR	HB	BB	SO	WP	BK	AVG	SLG	OBP
2017	Mahoning Valley	2-1	2.08	22	0	0	--	5	30.1	18	9	7	3	5	13	51	5	0	.171	.314	.293
2018	Lake County	3-3	5.94	43	0	0	0	8	53.0	46	44	35	4	1	42	76	7	1	.223	.340	.356
Minor Lge. Totals		5-4	4.54	65	0	0	0	13	83.1	64	53	42	7	6	55	127	12	1	.206	.331	.335

TENA, Jose**INF**HEIGHT: 5-10
WEIGHT: 160BATS: L
THROWS: RBORN: March 20, 2001 in Azua, DR
RESIDES: Sabana Grande de Palenque, DR
OBTAINED: Non-Drafted Free Agent (7/2/12)

CAREER HIGHLIGHTS: 2018 - Named Dominican Summer League Mid-Season All-Star.

YEAR	CLUB	AVG	G	AB	R	H	2B	3B	HR	RBI	SH	SF	HBP	BB	SO	SB	CS	SLG	OBP	OPS	E
2018	DSL Indians	.313	51	195	28	61	8	4	1	23	0	4	4	15	29	10	7	.410	.367	.777	8

TINEO, Ramon**LHP**HEIGHT: 6-0
WEIGHT: 170BATS: R
THROWS: LBORN: January 31, 1996 in Distrito Simón Rodríguez, VZ
RESIDES: El Tigre, VZ
OBTAINED: Non-Drafted Free Agent (1/22/14)

CAREER HIGHLIGHTS: 2018 - Missed season with a left lat avulsion after recovering from shoulder surgery...2017 - Missed entire 2017 campaign with a left shoulder injury.

YEAR	CLUB	W-L	ERA	G	GS	CG	SHO	SV	IP	H	R	ER	HR	HB	BB	SO	WP	BK	AVG	SLG	OBP
2014	DSL Indians	3-2	3.94	19	0	0	0	2	29.2	27	15	13	1	4	17	32	1	0	.235	.339	.353
2015	DSL Indians	6-0	1.32	20	0	0	0	3	34.0	24	11	5	0	1	16	37	3	0	.202	.252	.299
2016	DSL Indians	1-0	2.57	4	0	0	0	0	7.0	6	2	2	0	1	1	11	0	0	.222	.370	.276
2017	INJURED -- DID NOT PLAY																				
2018	INJURED -- DID NOT PLAY																				
Minor Lge. Totals		10-2	2.55	43	0	0	0	5	70.2	57	28	20	1	6	34	80	4	0	.218	.303	.321

TINSLEY, Michael**OF**HEIGHT: 6-0
WEIGHT: 195BATS: L
THROWS: RBORN: May 10, 1995 in Palo Alto, CA
RESIDES: Menlo Park, CA
OBTAINED: 7th Round Selection by Indians in June, 2016 DraftSIGNED BY: Steve Abney
SCHOOL: Kansas

YEAR	CLUB	AVG	G	AB	R	H	2B	3B	HR	RBI	SH	SF	HBP	BB	SO	SB	CS	SLG	OBP	OPS	E
2016	Mahoning Valley	.214	8	28	3	6	2	0	0	2	0	0	0	5	7	3	0	.286	.333	.619	0
2017	Lake County	.240	30	100	10	24	4	2	3	11	1	0	0	11	40	3	0	.410	.315	.725	7
	AZL Indians	.283	15	46	10	13	1	2	2	10	0	0	0	11	12	1	0	.522	.421	.943	0
2018	Mahoning Valley	.147	34	109	16	16	3	0	0	9	1	3	2	7	25	2	1	.174	.207	.381	2
Minor Lge. Totals		.208	87	283	39	59	10	4	5	32	2	3	2	34	84	9	1	.325	.295	.620	9

TOM, Ka'ai**OF**

HEIGHT: 5-9
 WEIGHT: 185
 SIGNED BY: Junie Melendez
 SCHOOL: Kentucky

BATS: L
 THROWS: R

BORN: May 29, 1994 in Honolulu, HI
 RESIDES: Kane'ohe, HI
 OBTAINED: 5th Round Selection by Indians in June, 2015 Draft

CAREER HIGHLIGHTS: **2017** - Finished 2nd on Lynchburg with 23 stolen bases (3rd in organization) and tied for the team lead with 65 RBI... set a career high with 10 homers and was 7th in the Carolina League with 68 runs scored...hit .275 with two homers over 11 games in Arizona Fall League...**2016** - Appeared in 26 games for Lake County before enduring a left shoulder injury...underwent surgery on June 24 and missed remainder of the season...**2015** - Led Mahoning Valley with 73 hits and was tied for 1st in runs scored (38) and 2nd in RBI (29) and doubles (18).

YEAR	CLUB	AVG	G	AB	R	H	2B	3B	HR	RBI	SH	SF	HBP	BB	SO	SB	CS	SLG	OBP	OPS	E
2015	Mahoning Valley	.283	66	258	38	73	18	2	3	29	2	1	5	33	46	14	5	.403	.374	.777	4
2016	Lake County	.323	28	99	20	32	6	1	1	11	2	0	1	21	13	3	3	.434	.446	.880	0
2017	Lynchburg	.254	126	457	68	116	31	7	10	65	2	7	4	59	100	23	6	.418	.340	.758	2
2018	Akron	.245	121	421	60	103	21	4	12	64	1	6	10	46	102	13	10	.399	.329	.728	8
Minor Lge. Totals		.262	341	1235	186	324	76	14	26	169	7	14	20	159	261	53	24	.410	.352	.762	14

TORRES, Lenny**RHP**

HEIGHT: 6-1
 WEIGHT: 190
 SIGNED BY: Mike Kanen

BATS: R
 THROWS: R

BORN: October 15, 2000 in Poughkeepsie, NY
 RESIDES: Beacon, NY
 OBTAINED: 1st Round Selection (41st Overall) by Indians in June, 2018 Draft

CAREER HIGHLIGHTS: **2018** - Named No. 9 prospect in the Indians Farm System by *MLB Pipeline*.

YEAR	CLUB	W-L	ERA	G	GS	CG	SHO	SV	IP	H	R	ER	HR	HB	BB	SO	WP	BK	AVG	SLG	OBP
2018	AZL Indians	0-0	1.76	6	5	0	0	0	15.1	14	4	3	0	2	4	22	5	2	.246	.298	.317

TULLY, Tanner**LHP**

HEIGHT: 6-0
 WEIGHT: 200
 SIGNED BY: Junie Melendez
 SCHOOL: Ohio State

BATS: L
 THROWS: L

BORN: November 30, 1994 in Elkhart, IN
 RESIDES: Bristol, IN
 OBTAINED: 26th Round Selection by Indians in June, 2016 Draft

CAREER HIGHLIGHTS: **2018** - Finished the year 2nd in the Carolina League in innings pitched...**2016** - Named a NYPL Mid-Season All-Star.

YEAR	CLUB	W-L	ERA	G	GS	CG	SHO	SV	IP	H	R	ER	HR	HB	BB	SO	WP	BK	AVG	SLG	OBP
2016	Mahoning Valley	4-1	1.17	13	7	0	0	0	46.0	32	11	6	0	4	9	26	1	0	.192	.257	.249
2017	Columbus	1-0	3.86	1	1	0	0	0	7.0	8	3	3	0	0	1	3	0	0	.286	.429	.310
	Lynchburg	0-3	4.94	5	3	0	0	1	23.2	22	18	13	2	1	6	12	1	0	.250	.420	.296
	Lake County	4-6	3.16	16	8	1	0	1	77.0	73	37	27	10	5	10	76	5	0	.243	.407	.277
2018	Lynchburg	6-11	4.47	26	26	2	0	0	147.0	176	87	73	17	2	20	109	7	0	.297	.468	.319
Minor Lge. Totals		16-22	3.69	64	48	3	0	2	317.1	336	168	130	31	12	51	230	16	0	.270	.423	.302

TURNER, Matt**LHP**

HEIGHT: 6-4
 WEIGHT: 180
 SIGNED BY: Juan Alvarez
 SCHOOL: Miami Palmetto Sr. HS

BATS: L
 THROWS: L

BORN: August 4, 1999 in Miami, FL
 RESIDES: Miami, FL
 OBTAINED: 11th Round Selection by Indians in June, 2017 Draft

YEAR	CLUB	W-L	ERA	G	GS	CG	SHO	SV	IP	H	R	ER	HR	HB	BB	SO	WP	BK	AVG	SLG	OBP
2017	AZL Indians	1-2	6.75	10	3	0	0	2	24.0	36	23	18	1	2	8	22	5	1	.340	.491	.393
2018	AZL Indians	3-3	3.75	11	3	0	0	0	36.0	35	18	15	1	0	8	36	3	0	.250	.307	.289
Minor Lge. Totals		4-5	4.95	21	6	0	0	2	60.0	71	41	33	2	2	16	58	8	1	.289	.386	.335

VALDEZ, Luis**RHP**

HEIGHT: 6-3
 WEIGHT: 170

BATS: R
 THROWS: R

BORN: October 14, 1996 in Santo Domingo, DR
 RESIDES: San Francisco de Macoris, DR
 OBTAINED: Non-Drafted Free Agent (6/12/15)

YEAR	CLUB	W-L	ERA	G	GS	CG	SHO	SV	IP	H	R	ER	HR	HB	BB	SO	WP	BK	AVG	SLG	OBP
2015	DSL Indians	0-0	2.70	3	0	0	0	0	3.1	4	2	1	0	0	4	0	0	0	.308	.385	.471
2016	DSL Indians	0-4	3.40	12	12	0	0	0	45.0	37	27	17	2	11	30	24	15	0	.228	.290	.382
2017	AZL Indians	0-7	7.24	13	6	0	0	0	51.0	63	50	41	2	12	36	35	9	4	.301	.407	.429
2018	Mahoning Valley	2-4	5.77	17	1	0	0	1	34.1	34	28	22	3	6	20	33	8	0	.254	.373	.370
Minor Lge. Totals		2-15	5.45	45	19	0	0	1	133.2	138	107	81	7	29	90	92	32	4	.266	.361	.400

PLAYER DEVELOPMENT

VALERA, George**OF**HEIGHT: 5-11
WEIGHT: 185BATS: L
THROWS: LBORN: November 13, 2000 in Queens, NY
RESIDES: San Pedro De Macoris, DR
OBTAINED: Non-Drafted Free Agent (7/2/17)CAREER HIGHLIGHTS: 2018 - Named No.5 prospect in Indians Farm System by *Baseball America* and *MLB Pipeline*.

YEAR	CLUB	AVG	G	AB	R	H	2B	3B	HR	RBI	SH	SF	HBP	BB	SO	SB	CS	SLG	OBP	OPS	E
2018	AZL Indians	.333	6	18	4	6	1	0	1	6	0	1	0	3	3	1	1	.556	.409	.965	3

VALLADARES, Randy**LHP**HEIGHT: 5-11
WEIGHT: 155BATS: L
THROWS: LBORN: July 6, 1994 in Caracas, VZ
RESIDES: Yaguaraparo, VZ
OBTAINED: Non-Drafted Free Agent (4/30/13)

CAREER HIGHLIGHTS: 2018 - Named New York Penn League Mid-Season All-Star.

YEAR	CLUB	W-L	ERA	G	GS	CG	SHO	SV	IP	H	R	ER	HR	HB	BB	SO	WP	BK	AVG	SLG	OBP
2014	AZL Indians	1-2	3.70	14	0	0	0	3	24.1	16	14	10	0	1	14	19	3	1	.188	.259	.304
2015	AZL Indians	0-0	3.80	14	0	0	0	0	21.1	23	12	9	0	2	11	19	3	2	.274	.333	.367
2016	Mahoning Valley	2-3	6.39	21	0	0	0	1	25.1	39	20	18	0	7	11	30	1	0	.355	.418	.438
2017	Lake County	0-0	13.50	1	0	0	0	0	2.0	1	3	3	1	1	3	1	0	0	.143	.571	.455
	Mahoning Valley	3-2	2.70	19	0	0	--	2	30.0	28	11	9	1	3	20	26	3	4	.252	.324	.378
2018	Mahoning Valley	5-0	2.29	19	0	0	0	0	39.1	31	14	10	2	5	11	44	2	0	.212	.281	.290
Minor Lge. Totals		11-7	3.73	88	0	0	0	6	142.1	138	74	59	4	19	70	139	12	7	.254	.326	.356

VARELA, Jahir**LHP**HEIGHT: 5-10
WEIGHT: 175BATS: L
THROWS: LBORN: February 7, 1998 in Aguadulce, Panama
RESIDES: Panama, Panama
OBTAINED: Non-Drafted Free Agent (10/13/15)

YEAR	CLUB	W-L	ERA	G	GS	CG	SHO	SV	IP	H	R	ER	HR	HB	BB	SO	WP	BK	AVG	SLG	OBP
2016	DSL Indians	0-2	6.45	17	0	0	0	0	22.1	19	18	16	0	2	24	19	8	0	.235	.296	.409
2017	DSL Co-op	3-2	2.05	15	8	0	0	1	48.1	37	15	11	1	3	18	35	1	1	.218	.324	.301
2018	DSL Co-op	2-0	9.82	3	0	0	0	0	7.1	8	11	8	0	1	9	5	3	0	.267	.300	.450
	AZL Indians 2	1-3	6.00	15	0	0	0	0	24.0	21	20	16	2	4	22	20	0	0	.244	.360	.412
	AZL Indians	1-0	0.00	1	0	0	0	0	2.1	2	0	0	0	0	0	3	8	0	.250	.250	.250
Minor Lge. Totals		7-7	4.40	51	8	0	0	1	104.1	87	64	51	3	10	73	82	20	1	.232	.323	.366

VARGAS, Carlos**RHP**HEIGHT: 6-3
WEIGHT: 180BATS: R
THROWS: RBORN: October 13, 1999 in Moca, DR
RESIDES: Moca, DR
OBTAINED: Non-Drafted Free Agent (10/13/15)CAREER HIGHLIGHTS: 2018 - Ranked as the No. 11 prospect in the Arizona League by *Baseball America* following the 2018 season.

YEAR	CLUB	W-L	ERA	G	GS	CG	SHO	SV	IP	H	R	ER	HR	HB	BB	SO	WP	BK	AVG	SLG	OBP
2018	AZL Indians 2	1-2	3.93	10	9	0	0	0	34.1	33	18	15	2	0	24	41	7	0	.256	.388	.373

VASQUEZ, Gregori**RHP**HEIGHT: 6-1
WEIGHT: 185BATS: R
THROWS: RBORN: September 8, 1997 in San Cristobal, DR
RESIDES: Hatillo, DR
OBTAINED: Non-Drafted Free Agent (9/15/14)

CAREER HIGHLIGHTS: 2018 - Finished 2nd in the Midwest League in innings pitched (148.0) and 5th in WHIP among qualifying starters (1.24)...2017 - Posted a 2.38 ERA in a team-high 75.2 innings, leading all qualified pitchers in the Indians organization...2016 - Had 4th-lowest ERA in the Indians organization... tied for the team lead in wins (5).

YEAR	CLUB	W-L	ERA	G	GS	CG	SHO	SV	IP	H	R	ER	HR	HB	BB	SO	WP	BK	AVG	SLG	OBP
2015	DSL Indians	1-1	2.36	15	3	0	0	3	42.0	34	14	11	0	3	7	50	1	0	.218	.263	.263
2016	AZL Indians	5-2	3.18	12	8	0	0	0	56.2	54	27	20	3	3	17	44	4	0	.252	.388	.315
2017	Mahoning Valley	5-3	2.38	14	14	0	--	0	75.2	67	20	20	5	5	13	57	0	0	.238	.356	.283
2018	Lake County	6-7	4.07	28	23	0	0	1	148.0	144	76	67	17	5	40	94	5	3	.255	.434	.307
Minor Lge. Totals		17-13	3.29	69	48	0	0	4	322.1	299	137	118	25	16	77	245	10	3	.246	.386	.297

VASQUEZ, Samuel**RHP**

HEIGHT: 6-3 BATS: R BORN: September 20, 1999 in Bonao, DR
 WEIGHT: 170 THROWS: R RESIDES: Bonao, DR
 OBTAINED: Non-Drafted Free Agent (1/20/18)

YEAR	CLUB	W-L	ERA	G	GS	CG	SHO	SV	IP	H	R	ER	HR	HB	BB	SO	WP	BK	AVG	SLG	OBP
2018	DSL Co-op	2-4	5.88	12	12	0	0	0	41.1	51	34	27	1	3	21	34	8	2	.298	.398	.385

VASQUEZ, Wardquelin**RHP**

HEIGHT: 6-3 BATS: R BORN: July 25, 2001 in Santo Domingo, DR
 WEIGHT: 194 THROWS: R RESIDES: Santo Domingo, DR
 OBTAINED: Non-Drafted Free Agent (2/12/18)

YEAR	CLUB	W-L	ERA	G	GS	CG	SHO	SV	IP	H	R	ER	HR	HB	BB	SO	WP	BK	AVG	SLG	OBP
2018	DSL Indians	0-2	3.29	4	4	0	0	0	13.2	16	17	5	0	2	9	11	6	0	.291	.345	.391

VENTURA, Cesar**RHP**

HEIGHT: 6-0 BATS: R BORN: March 14, 1995 in Villa Tapia, DR
 WEIGHT: 195 THROWS: R RESIDES: Villa Tapia, DR
 OBTAINED: Non-Drafted Free Agent (11/28/13)

CAREER HIGHLIGHTS: 2015 - Led the DSL Indians with 6 saves and tied for most appearances (20).

YEAR	CLUB	W-L	ERA	G	GS	CG	SHO	SV	IP	H	R	ER	HR	HB	BB	SO	WP	BK	AVG	SLG	OBP
2014	DSL Indians	7-2	2.56	14	7	0	0	0	63.1	62	18	18	1	1	19	40	2	1	.261	.332	.318
2015	DSL Indians	3-2	3.13	20	1	0	0	6	46.0	36	21	16	0	3	20	29	2	0	.218	.291	.309
2016	Mahoning Valley	0-0	4.50	1	1	0	0	0	4.0	2	2	2	0	1	2	4	1	0	.154	.231	.313
	AZL Indians	4-2	4.14	14	5	0	0	3	45.2	52	22	21	5	2	8	40	6	0	.287	.475	.321
	DSL Indians	0-0	3.86	3	0	0	0	1	4.2	5	3	2	0	0	2	1	0	0	.278	.389	.350
2017	Lake County	0-1	4.89	16	1	0	0	0	38.2	49	23	21	5	2	20	32	6	1	.318	.513	.394
	Mahoning Valley	1-0	1.10	8	0	0	0	3	16.1	10	2	2	0	2	8	22	3	0	.179	.214	.303
Minor Lge. Totals		15-7	3.38	76	15	0	0	13	218.2	216	91	82	11	11	79	168	20	2	.262	.381	.331

VERGARA, Jhon**RHP**

HEIGHT: 6-3 BATS: R BORN: April 4, 2000 in Loricca, Colombia
 WEIGHT: 170 THROWS: R RESIDES: Loricca, Colombia
 OBTAINED: Non-Drafted Free Agent (12/22/17)

YEAR	CLUB	W-L	ERA	G	GS	CG	SHO	SV	IP	H	R	ER	HR	HB	BB	SO	WP	BK	AVG	SLG	OBP
2018	DSL Co-op	3-5	4.09	12	11	0	0	0	55.0	56	35	25	0	6	17	26	4	0	.262	.336	.329

VICENTE, Adauri**RHP**

HEIGHT: 6-2 BATS: R BORN: December 18, 2000 in Las Yayas, DR
 WEIGHT: 188 THROWS: R RESIDES: Las Yayas, DR
 OBTAINED: Non-Drafted Free Agent (7/2/18)

YEAR	CLUB	W-L	ERA	G	GS	CG	SHO	SV	IP	H	R	ER	HR	HB	BB	SO	WP	BK	AVG	SLG	OBP
2018	DSL Indians	1-0	9.00	7	0	0	0	0	8.0	13	10	8	0	2	7	4	0	1	.333	.410	.458

VICENTE, Jose**C**

HEIGHT: 5-11 BATS: R BORN: November 13, 1995 in San Ignacio de Sabane, DR
 WEIGHT: 175 THROWS: R RESIDES: San Ignacio de Sabane, DR
 OBTAINED: Non-Drafted Free Agent (7/16/13)

CAREER HIGHLIGHTS: 2018 - Finished 7th in the Midwest League in home runs (17) and slugging percentage (.460)...2016 - Had 2nd-highest average on AZL Indians (.280) and led the club with 28 RBI...2015 - Ranked 2nd on DSL Indians in runs (33), hits (64), RBI (25) and doubles (15).

YEAR	CLUB	AVG	G	AB	R	H	2B	3B	HR	RBI	SH	SF	HBP	BB	SO	SB	CS	SLG	OBP	OPS	E
2014	DSL Indians	.216	34	97	11	21	6	0	0	15	0	1	1	6	14	1	1	.278	.267	.545	4
2015	DSL Indians	.275	70	233	33	64	15	2	4	35	0	1	3	32	34	1	2	.408	.368	.776	8
2016	AZL Indians	.280	41	157	23	44	9	1	3	28	0	3	2	12	40	2	1	.408	.333	.741	3
2017	Lake County	.278	35	115	15	32	8	2	6	24	0	1	0	8	28	1	1	.539	.323	.862	4
2018	Lake County	.260	101	385	47	100	22	2	17	52	0	2	0	19	81	0	2	.460	.293	.753	7
Minor Lge. Totals		.264	281	987	129	261	60	7	30	154	0	8	6	77	197	5	7	.431	.319	.750	26

PLAYER DEVELOPMENT

VINICIO, Miguel

RHP

HEIGHT: 6-3
WEIGHT: 170

BATS: R
THROWS: R

BORN: September 1, 1999 in Santo Domingo Centro, DR
RESIDES: Santo Domingo, DR
OBTAINED: Non-Drafted Free Agent (8/12/17)

YEAR	CLUB	W-L	ERA	G	GS	CG	SHO	SV	IP	H	R	ER	HR	HB	BB	SO	WP	BK	AVG	SLG	OBP
2018	DSL Indians	0-4	3.86	10	4	0	0	1	30.1	27	18	13	1	2	15	26	5	3	.237	.360	.333

WADE, Austen

OF

HEIGHT: 6-1
WEIGHT: 185
SIGNED BY: Blaze Lambert
SCHOOL: Texas Christian

BATS: L
THROWS: L

BORN: February 17, 1996 in Odessa, TX
RESIDES: Midland, TX
OBTAINED: 5th Round Selection by Indians in June, 2017 Draft

YEAR	CLUB	AVG	G	AB	R	H	2B	3B	HR	RBI	SH	SF	HBP	BB	SO	SB	CS	SLG	OBP	OPS	E
2017	Mahoning Valley	.255	36	137	21	35	5	2	1	10	0	1	0	14	30	3	2	.343	.322	.665	1
2018	Lynchburg	.212	30	104	4	22	4	0	1	6	2	0	0	13	36	0	1	.279	.299	.578	0
	AZL Indians	.286	8	28	5	8	3	0	0	2	0	1	0	2	3	0	0	.393	.323	.715	0
	Lake County	.260	41	146	19	38	10	1	2	16	0	0	2	27	42	8	4	.384	.383	.766	2
Minor Lge. Totals		.248	115	415	49	103	22	3	4	34	2	2	2	56	111	11	7	.345	.339	.683	3

WAKAMATSU, Luke

INF

HEIGHT: 6-3
WEIGHT: 185
SIGNED BY: Blaze Lambert
SCHOOL: Keller HS (TX)

BATS: S
THROWS: R

BORN: October 10, 1996 in Phoenix, AZ
RESIDES: Keller, TX
OBTAINED: 20th Round Selection by Indians in June, 2015 Draft

CAREER HIGHLIGHTS: 2018 - Landed on the DL June 11 with lumbar spondylolysis and missed the rest of the year...**2016** - Appeared in 17 games with Mahoning Valley before injuring his right shoulder...underwent surgery on July 6 and missed the remainder of the season...**2015** - Father, Don, is a former MLB player and manager and is now the bench coach for the Texas Rangers...rated 91st-best prospect in **MLB.com** top 200 entering the 2015 draft.

YEAR	CLUB	AVG	G	AB	R	H	2B	3B	HR	RBI	SH	SF	HBP	BB	SO	SB	CS	SLG	OBP	OPS	E
2015	AZL Indians	.267	27	105	8	28	5	3	1	12	1	1	1	11	40	4	2	.400	.339	.739	3
2016	Mahoning Valley	.232	17	69	4	16	5	0	0	9	0	0	2	6	12	1	1	.304	.312	.616	7
2017	Lake County	.239	100	377	49	90	17	3	12	53	1	5	4	32	100	8	5	.395	.301	.697	17
2018	Lynchburg	.197	55	193	30	38	9	1	1	16	1	1	1	29	65	1	3	.269	.304	.573	15
Minor Lge. Totals		.231	199	744	91	172	36	7	14	90	3	7	8	78	217	14	11	.355	.308	.663	42

WHITEHOUSE, Matt

LHP

HEIGHT: 6-1
WEIGHT: 175
SIGNED BY: Ryan Thompson
SCHOOL: UC Irvine

BATS: L
THROWS: L

BORN: April 13, 1991 in Placentia, CA
RESIDES: Diamond Bar, CA
OBTAINED: 19th Round Selection by Indians in June, 2013 Draft

CAREER HIGHLIGHTS: 2015 - Missed the majority of the season due to a left elbow strain...**2014** - Was limited to 11 appearances due to a left forearm strain...**2013** - Named New York-Penn League Mid-Season All-Star.

YEAR	CLUB	W-L	ERA	G	GS	CG	SHO	SV	IP	H	R	ER	HR	HB	BB	SO	WP	BK	AVG	SLG	OBP
2013	Mahoning Valley	4-2	0.72	14	4	0	0	0	37.1	22	9	3	1	2	4	29	4	0	.165	.233	.201
2014	Lake County	2-1	5.51	11	0	0	0	0	32.2	39	28	20	3	2	11	33	6	0	.289	.415	.351
2015	AZL Indians	0-1	0.00	2	2	0	0	0	1.2	1	3	0	0	0	3	3	1	0	.143	.429	.400
2016	Columbus	0-0	0.00	1	0	0	0	0	2.1	0	0	0	0	0	3	3	0	1	.000	.000	.300
	Lynchburg	3-4	3.44	24	2	0	0	1	49.2	50	22	19	2	0	22	49	7	0	.259	.368	.330
	Lake County	1-0	0.98	12	0	0	0	2	27.2	18	6	3	1	2	6	33	2	1	.180	.240	.241
2017	Columbus	1-0	12.00	2	1	0	0	0	6.0	9	9	8	0	0	4	3	1	0	.360	.440	.448
	Akron	8-8	4.47	28	19	1	0	1	110.2	118	69	55	15	5	27	87	6	0	.266	.447	.315
2018	Columbus	0-1	8.69	6	5	0	0	0	19.2	31	19	19	3	0	12	19	3	0	.365	.553	.439
	Akron	4-1	2.63	29	10	0	0	0	65.0	52	25	19	4	3	34	58	6	1	.219	.346	.322
Minor Lge. Totals		23-18	3.73	129	43	1	0	4	352.2	340	190	146	29	14	126	317	36	3	.249	.383	.317

WILSON, Billy

OF

HEIGHT: 5-11
WEIGHT: 185
SIGNED BY: Carlos Muniz
SCHOOL: Loyola Marymount

BATS: L
THROWS: R

BORN: May 28, 1996 in Vancouver, CA
RESIDES: Glendale, AZ
OBTAINED: 28th Round Selection by Indians in June, 2018 Draft

CAREER HIGHLIGHTS: 2018 - Led the AZL in runs scored (40) and finished 2nd in home runs (10).

YEAR	CLUB	AVG	G	AB	R	H	2B	3B	HR	RBI	SH	SF	HBP	BB	SO	SB	CS	SLG	OBP	OPS	E
2018	Mahoning Valley	.200	3	10	1	2	0	0	0	1	0	0	1	0	3	1	0	.200	.273	.473	0
	AZL Indians	.219	48	169	*40	37	7	3	10	24	3	1	10	22	62	14	4	.473	.342	.815	3
Minor Lge. Totals		.218	51	179	41	39	7	3	10	25	3	1	11	22	65	15	4	.458	.338	.797	3

WYATT, Jonas**RHP**

HEIGHT: 6-1
 WEIGHT: 185
 SIGNED BY: Carlos Muniz
 SCHOOL: Quartz Hill HS (CA)

BATS: R
 THROWS: R
 BORN: September 16, 1997 in Lancaster, CA
 RESIDES: Quartz Hill, CA
 OBTAINED: 6th Round Selection by Indians in June, 2015 Draft

CAREER HIGHLIGHTS: 2018 - Placed on DL with right rotator cuff strain on June 18 until September 8... 2016 - Missed entire season after undergoing "Tommy John" surgery... 2015 - Was a 2015 3rd-Team *Perfect Game* High School Senior Preseason All-American.

YEAR	CLUB	W-L	ERA	G	GS	CG	SHO	SV	IP	H	R	ER	HR	HB	BB	SO	WP	BK	AVG	SLG	OBP
2015	AZL Indians	3-1	1.62	8	0	0	0	0	16.2	8	3	3	0	1	6	20	6	0	.145	.145	.242
2016		INJURED--DID NOT PLAY																			
2017	AZL Indians	0-0	27.00	2	0	0	0	0	1.0	1	3	3	0	1	2	2	4	0	.250	.250	.571
2018	AZL Indians	0-0	9.82	5	3	0	0	0	3.2	8	4	4	0	0	4	5	1	0	.471	.529	.571
Minor Lge. Totals		3-1	4.22	15	3	0	0	0	21.1	17	10	10	0	2	12	27	11	0	.224	.237	.343

YANNUZZI, Yeffersson**LHP**

HEIGHT: 6-2
 WEIGHT: 175

BATS: L
 THROWS: L
 BORN: October 4, 1996 in Carabobo, Venezuela
 RESIDES: Carabobo, Venezuela
 OBTAINED: Non-Drafted Free Agent (9/11/15)

CAREER HIGHLIGHTS: 2018 - His 2.70 ERA between the AZL Indians and Mahoning Valley was best in Indians organization.

YEAR	CLUB	W-L	ERA	G	GS	CG	SHO	SV	IP	H	R	ER	HR	HB	BB	SO	WP	BK	AVG	SLG	OBP
2016	DSL Indians	0-4	3.31	13	5	0	0	0	35.1	31	15	13	0	1	26	30	8	1	.242	.344	.367
2017	DSL Indians	1-4	2.60	14	14	0	0	0	55.1	38	27	16	1	1	43	53	4	0	.202	.287	.353
2018	AZL Indians	3-0	2.21	8	6	0	0	0	36.2	31	11	9	3	2	15	42	2	1	.225	.326	.310
	Mahoning Valley	0-3	3.38	6	6	0	0	0	26.2	22	13	10	2	0	14	25	6	2	.220	.300	.316
Minor Lge. Totals		4-11	2.81	41	31	0	0	0	154.0	122	66	48	6	4	98	150	20	4	.220	.312	.340

ZAPATA, Juan**RHP**

HEIGHT: 6-1
 WEIGHT: 198

BATS: R
 THROWS: R
 BORN: November 19, 1998 in Bani, DR
 RESIDES: Gurabo, DR
 OBTAINED: Non-Drafted Free Agent (1/22/18)

YEAR	CLUB	W-L	ERA	G	GS	CG	SHO	SV	IP	H	R	ER	HR	HB	BB	SO	WP	BK	AVG	SLG	OBP
2018	DSL Indians	1-4	6.10	14	2	0	0	1	31.0	34	26	21	3	0	11	27	4	0	.270	.429	.319
	DSL Co-op	0-0	0.00	3	0	0	0	0	3.1	8	0	0	0	0	1	2	1	0	.500	.688	.529
Minor Lge. Totals		1-4	5.50	17	2	0	0	1	34.1	42	26	21	3	0	12	29	5	0	.296	.458	.342

PLAYER DEVELOPMENT

2019 MINOR LEAGUE SCHEDULE

DATE	DAY	CLEVELAND	COLUMBUS	AKRON	LYNCHBURG	LAKE COUNTY	MAHONING VALLEY
28-Mar	Thu	@ Minnesota (4:10)					
29-Mar	Fri	OFF DAY					
30-Mar	Sat	@ Minnesota (2:10)	Break	Break	Break	Break	
31-Mar	Sun	@ Minnesota (2:10)					
1-Apr	Mon	CHICAGO AL (4:10)					
2-Apr	Tue	OFF DAY					
3-Apr	Wed	CHICAGO AL (1:10)					
4-Apr	Thu	TORONTO (6:10)	INDIANAPOLIS (6:05)	ALTOONA (6:35)	@ Myrtle Beach (TBD)	GREAT LAKES (6:30)	
5-Apr	Fri	TORONTO (7:10)	INDIANAPOLIS (6:05)	ALTOONA (6:35)	@ Myrtle Beach (TBD)	GREAT LAKES (6:30)	
6-Apr	Sat	TORONTO (4:10)	INDIANAPOLIS (6:05)	ALTOONA (2:05)	@ Myrtle Beach (TBD)	@ Great Lakes (4:05)	
7-Apr	Sun	TORONTO (1:10)	INDIANAPOLIS (2:05)	ALTOONA (2:05)	@ Myrtle Beach (TBD)	@ Great Lakes (2:05)	
8-Apr	Mon	OFF DAY	LOUISVILLE (6:05)	TRENTON (6:35)	SALEM (6:30)	BOWLING GREEN (6:30)	
9-Apr	Tue	@ Detroit (1:10)	LOUISVILLE (6:05)	TRENTON (6:35)	SALEM (6:30)	BOWLING GREEN (6:30)	
10-Apr	Wed	@ Detroit (1:10)	LOUISVILLE (11:35)	TRENTON (6:35)	SALEM (6:30)	BOWLING GREEN (6:30)	
11-Apr	Thu	@ Detroit (1:10)	@ Durham (6:35)	@ Altoona (6:00)	@ Down East (7:00)	BOWLING GREEN (6:30)	
12-Apr	Fri	@ Kansas City (8:15)	@ Durham (7:05)	@ Altoona (6:00)	@ Down East (7:00)	@ Dayton (7:00)	
13-Apr	Sat	@ Kansas City (7:15)	@ Durham (6:35)	@ Altoona (4:00)	@ Down East (6:00)	@ Dayton (7:00)	
14-Apr	Sun	@ Kansas City (2:15)	@ Durham (5:05)	@ Altoona (2:00)	@ Down East (1:00)	@ Dayton (2:00)	
15-Apr	Mon	@ Seattle (10:10)	@ Louisville (7:00)	@ Trenton (7:00)	POTOMAC (6:30)	@ Bowling Green (7:35)	
16-Apr	Tue	@ Seattle (10:10)	@ Louisville (7:00)	@ Trenton (7:00)	POTOMAC (6:30)	@ Bowling Green (7:35)	
17-Apr	Wed	@ Seattle (6:40)	@ Louisville (11:00)	@ Trenton (10:30)	POTOMAC (6:30)	@ Bowling Green (11:35)	
18-Apr	Thu	OFF DAY	@ Louisville (7:00)	BOWIE (6:35)	MYRTLE BEACH (6:30)	SOUTH BEND (6:30)	
19-Apr	Fri	ATLANTA (7:10)	@ Toledo (7:05)	BOWIE (6:35)	MYRTLE BEACH (6:00)	SOUTH BEND (6:30)	
20-Apr	Sat	ATLANTA (4:10)	@ Toledo (5:05)	BOWIE (2:05)	MYRTLE BEACH (6:00)	SOUTH BEND (1:00)	
21-Apr	Sun	ATLANTA (7:05)	@ Toledo (2:05)	OFF DAY	MYRTLE BEACH (3:00)	OFF DAY	
22-Apr	Mon	OFF DAY	OFF DAY	BINGHAMTON (6:35)	OFF DAY	DAYTON (6:30)	
23-Apr	Tue	MIAMI (6:10)	NORFOLK (6:35)	BINGHAMTON (6:35)	@ Down East (7:00)	DAYTON (6:30)	
24-Apr	Wed	MIAMI (1:10)	NORFOLK (6:35)	BINGHAMTON (6:35)	@ Down East (7:00)	DAYTON (12:00)	
25-Apr	Thu	@ Houston (8:10)	NORFOLK (11:35)	@ Bowie (6:35)	@ Down East (7:00)	@ West Michigan (6:35)	
26-Apr	Fri	@ Houston (8:10)	DURHAM (7:15)	@ Bowie (7:05)	WILMINGTON (6:00)	@ West Michigan (6:35)	
27-Apr	Sat	@ Houston (4:05)	DURHAM (7:15)	@ Bowie (6:35)	WILMINGTON (6:00)	@ West Michigan (4:00)	
28-Apr	Sun	@ Houston (7:05)	DURHAM (2:05)	@ Bowie (1:35)	WILMINGTON (3:00)	@ West Michigan (2:00)	

2019 MINOR LEAGUE SCHEDULE

DATE	DAY	CLEVELAND	COLUMBUS	AKRON	LYNCHBURG	LAKE COUNTY	MAHONING VALLEY
29-Apr	Mon	OFF DAY	@ Indianapolis (7:05)	@ Binghamton (6:35)	@ Fayetteville (TBD)	OFF DAY	
30-Apr	Tue	@ Miami (7:10)	@ Indianapolis (11:05)	@ Binghamton (6:35)	@ Fayetteville (TBD)	QUAD CITIES (6:30)	
1-May	Wed	@ Miami (7:10)	@ Indianapolis (1:35)	@ Binghamton (6:35)	@ Fayetteville (TBD)	QUAD CITIES (6:30)	
2-May	Thu	OFF DAY	@ Toledo (6:35)	READING (6:35)	@ Fayetteville (TBD)	QUAD CITIES (11:00)	
3-May	Fri	SEATTLE (7:10)	@ Toledo (7:05)	READING (6:35)	FREDERICK (6:00)	KANE COUNTY (6:30)	
4-May	Sat	SEATTLE (4:10)	@ Toledo (5:05)	READING (6:35)	FREDERICK (6:00)	KANE COUNTY (6:30)	
5-May	Sun	SEATTLE (1:10)	@ Toledo (1:05)	READING (2:55)	FREDERICK (3:00)	KANE COUNTY (11:30)	
6-May	Mon	CHICAGO AL (6:10)	OFF DAY	OFF DAY	OFF DAY	@ Beloit (7:30)	
7-May	Tue	CHICAGO AL (6:10)	CHARLOTTE (6:35)	@ Erie (6:05)	@ Winston-Salem (7:00)	@ Beloit (12:00)	
8-May	Wed	CHICAGO AL (6:10)	CHARLOTTE (6:35)	@ Erie (6:05)	@ Winston-Salem (11:00)	@ Beloit (7:30)	
9-May	Thu	CHICAGO AL (1:10)	CHARLOTTE (6:35)	@ Erie (10:35)	@ Winston-Salem (7:00)	@ Wisconsin (7:35)	
10-May	Fri	@ Oakland (9:37)	SYRACUSE (7:15)	@ Reading (7:10)	SALEM (6:00)	@ Wisconsin (7:35)	
11-May	Sat	@ Oakland (4:05)	SYRACUSE (7:15)	@ Reading (6:15)	SALEM (6:00)	@ Wisconsin (2:05)	
12-May	Sun	@ Oakland (4:07)	SYRACUSE (2:05)	@ Reading (2:15)	SALEM (3:00)	OFF DAY	
13-May	Mon	@ Chicago AL (8:10)	OFF DAY	BOWIE (6:35)	CAROLINA (6:30)	FORT WAYNE (6:30)	
14-May	Tue	@ Chicago AL (2:10)	@ Pawtucket (6:05)	BOWIE (10:35)	CAROLINA (6:30)	FORT WAYNE (6:30)	
15-May	Wed	OFF DAY	@ Pawtucket (6:05)	BOWIE (10:35)	CAROLINA (6:30)	FORT WAYNE (11:00)	
16-May	Thu	BALTIMORE (6:10)	@ Pawtucket (11:05)	@ Richmond (6:35)	CAROLINA (6:30)	BOWLING GREEN (6:30)	
17-May	Fri	BALTIMORE (7:10)	@ Syracuse (6:35)	@ Richmond (7:05)	MYRTLE BEACH (6:00)	BOWLING GREEN (6:30)	
18-May	Sat	BALTIMORE (4:10)	@ Syracuse (1:05)	@ Richmond (6:05)	MYRTLE BEACH (6:00)	BOWLING GREEN (6:30)	
19-May	Sun	BALTIMORE (1:10)	@ Syracuse (1:05)	@ Richmond (1:05)	MYRTLE BEACH (3:00)	BOWLING GREEN (1:30)	
20-May	Mon	OAKLAND (6:10)	OFF DAY	OFF DAY	@ Carolina (7:00)	@ Dayton (7:00)	
21-May	Tue	OAKLAND (6:10)	TOLEDO (6:35)	HARRISBURG (6:35)	@ Carolina (7:00)	@ Dayton (7:00)	
22-May	Wed	OAKLAND (1:10)	TOLEDO (6:35)	HARRISBURG (6:35)	@ Carolina (11:00)	@ Dayton (7:00)	
23-May	Thu	TAMPA BAY (6:10)	TOLEDO (11:35)	HARRISBURG (10:35)	@ Carolina (7:00)	@ Dayton (7:00)	
24-May	Fri	TAMPA BAY (7:10)	INDIANAPOLIS (7:15)	RICHMOND (6:35)	FAYETTEVILLE (6:00)	@ Lansing (7:05)	
25-May	Sat	TAMPA BAY (4:10)	INDIANAPOLIS (7:15)	RICHMOND (6:35)	FAYETTEVILLE (6:00)	@ Lansing (7:05)	
26-May	Sun	TAMPA BAY (1:10)	INDIANAPOLIS (2:05)	RICHMOND (6:35)	FAYETTEVILLE (6:00)	@ Lansing (1:05)	
27-May	Mon	@ Boston (4:05)	INDIANAPOLIS (2:05)	RICHMOND (1:05)	FAYETTEVILLE (6:30)	@ Lansing (1:05)	
28-May	Tue	@ Boston (7:10)	@ Norfolk (6:35)	@ Bowie (6:35)	OFF DAY	@ South Bend (TBD)	
29-May	Wed	@ Boston (7:10)	@ Norfolk (6:35)	@ Bowie (6:35)	@ Frederick (7:00)	@ South Bend (TBD)	

PLAYER DEVELOPMENT

2019 MINOR LEAGUE SCHEDULE

DATE	DAY	CLEVELAND	COLUMBUS	AKRON	LYNCHBURG	LAKE COUNTY	MAHONING VALLEY
30-May	Thu	@ Chicago AL (8:10)	@ Norfolk (12:05)	@ Bowie (11:05)	@ Frederick (7:00)	@ South Bend (TBD)	
31-May	Fri	@ Chicago AL (8:10)	@ Durham (7:05)	@ Erie (7:05)	@ Frederick (7:00)	WEST MICHIGAN (7:00)	
1-Jun	Sat	@ Chicago AL (2:10)	@ Durham (6:35)	@ Erie (7:05)	@ Frederick (6:00)	WEST MICHIGAN (7:00)	
2-Jun	Sun	@ Chicago AL (2:10)	@ Durham (6:05)	@ Erie (1:35)	DOWN EAST (3:00)	WEST MICHIGAN (1:30)	
3-Jun	Mon	OFF DAY	TOLEDO (7:05)	OFF DAY	DOWN EAST (6:30)	OFF DAY	
4-Jun	Tue	MINNESOTA (7:10)	TOLEDO (7:05)	READING (7:05)	DOWN EAST (6:30)	@ FortWayne (7:05)	
5-Jun	Wed	MINNESOTA (7:10)	TOLEDO (7:05)	READING (7:05)	OFF DAY	@ FortWayne (7:05)	
6-Jun	Thu	MINNESOTA (7:10)	NORFOLK (7:05)	READING (7:05)	@ Potomac (7:05)	@ FortWayne (7:05)	
7-Jun	Fri	NEW YORK AL (7:10)	NORFOLK (7:15)	@ Albion (7:00)	@ Potomac (7:05)	LANSING (7:00)	
8-Jun	Sat	NEW YORK AL (4:10)	NORFOLK (7:15)	@ Albion (6:00)	@ Potomac (6:35)	LANSING (7:00)	
9-Jun	Sun	NEW YORK AL (1:10)	NORFOLK (2:05)	@ Albion (6:00)	@ Potomac (1:05)	LANSING (1:30)	
10-Jun	Mon	OFF DAY	OFF DAY	OFF DAY	@ Wilmington (6:35)	LANSING (7:00)	
11-Jun	Tue	CINCINNATI (7:10)	@ Rochester (7:05)	HARTFORD (7:05)	@ Wilmington (6:35)	GREAT LAKES (7:00)	
12-Jun	Wed	CINCINNATI (1:10)	@ Rochester (7:05)	HARTFORD (7:05)	@ Wilmington (6:35)	GREAT LAKES (12:00)	
13-Jun	Thu	OFF DAY	@ Rochester (12:35)	HARTFORD (7:05)	WILMINGTON (6:30)	GREAT LAKES (7:00)	
14-Jun	Fri	@ Detroit (7:10)	@ Lehigh Valley (7:05)	PORTLAND (7:05)	WILMINGTON (6:00)	@ FortWayne (7:05)	@ WestVirginia (TBD)
15-Jun	Sat	@ Detroit (6:10)	@ Lehigh Valley (6:35)	PORTLAND (7:05)	WILMINGTON (6:00)	@ FortWayne (7:05)	@ WestVirginia (TBD)
16-Jun	Sun	@ Detroit (1:10)	@ Lehigh Valley (1:35)	PORTLAND (2:05)	WILMINGTON (3:00)	@ FortWayne (1:05)	BATAVIA (TBD)
17-Jun	Mon	@ Texas (8:05)	OFF DAY	OFF DAY	ALL-STAR BREAK	ALL-STAR BREAK	BATAVIA (TBD)
18-Jun	Tue	@ Texas (8:05)	ROCHESTER (7:05)	@ Reading (7:10)	ALL-STAR BREAK	ALL-STAR BREAK	@ WestVirginia (TBD)
19-Jun	Wed	@ Texas (8:05)	ROCHESTER (7:05)	@ Reading (7:10)	ALL-STAR BREAK	ALL-STAR BREAK	@ WestVirginia (TBD)
20-Jun	Thu	@ Texas (2:05)	ROCHESTER (12:05)	@ Reading (7:10)	@ Winston-Salem (7:00)	WEST MICHIGAN (7:00)	@ WestVirginia (TBD)
21-Jun	Fri	DETROIT (7:10)	LEHIGH VALLEY (7:15)	ERIE (7:05)	@ Winston-Salem (7:00)	WEST MICHIGAN (7:00)	AUBURN (TBD)
22-Jun	Sat	DETROIT (4:10)	LEHIGH VALLEY (7:15)	ERIE (7:05)	@ Winston-Salem (6:00)	WEST MICHIGAN (7:00)	AUBURN (TBD)
23-Jun	Sun	DETROIT (1:10)	LEHIGH VALLEY (2:05)	ERIE (2:05)	@ Winston-Salem (2:00)	WEST MICHIGAN (1:30)	AUBURN (TBD)
24-Jun	Mon	KANSAS CITY (7:10)	TOLEDO (7:05)	@ Harrisburg (6:30)	FREDERICK (6:30)	OFF DAY	OFF DAY
25-Jun	Tue	KANSAS CITY (7:10)	TOLEDO (7:05)	@ Harrisburg (6:30)	FREDERICK (6:30)	@ Lansing (7:05)	@ State College (TBD)
26-Jun	Wed	KANSAS CITY (1:10)	@ Indianapolis (7:05)	@ Harrisburg (12:00)	FREDERICK (6:30)	@ Lansing (12:05)	@ State College (TBD)
27-Jun	Thu	OFF DAY	@ Indianapolis (7:05)	@ Bowie (7:05)	DOWN EAST (6:30)	@ Lansing (7:05)	@ State College (TBD)
28-Jun	Fri	@ Baltimore (7:05)	@ Louisville (7:00)	@ Bowie (7:05)	DOWN EAST (6:30)	@ Lansing (7:05)	BATAVIA (TBD)
29-Jun	Sat	@ Baltimore (4:10)	@ Louisville (6:30)	@ Bowie (6:35)	DOWN EAST (6:00)	@ WestMichigan (7:05)	BATAVIA (TBD)

2019 MINOR LEAGUE SCHEDULE

DATE	DAY	CLEVELAND	COLUMBUS	AKRON	LYNCHBURG	LAKE COUNTY	MAHONING VALLEY
30-Jun	Sun	@ Baltimore (1:10)	@ Louisville (2:00)	@ Bowie (1:35)	DOWN EAST (3:00)	@ West Michigan (7:05)	BATAVIA (TBD)
1-Jul	Mon	OFF DAY	@ Toledo (7:05)	ALTOONA (7:05)	@ Frederick (7:00)	@ West Michigan (6:00)	@ Williamsport (TBD)
2-Jul	Tue	@ Kansas City (8:15)	@ Toledo (7:05)	ALTOONA (7:05)	@ Frederick (7:00)	FORT WAYNE (7:00)	@ Williamsport (TBD)
3-Jul	Wed	@ Kansas City (8:15)	@ Toledo (7:05)	ALTOONA (7:05)	@ Frederick (7:00)	FORT WAYNE (7:00)	@ Williamsport (TBD)
4-Jul	Thu	@ Kansas City (1:15)	LOUISVILLE (7:05)	@ Binghamton (6:35)	MYRTLE BEACH (6:30)	@ Fort Wayne (6:05)	STATE COLLEGE (TBD)
5-Jul	Fri	OFF DAY	LOUISVILLE (7:15)	@ Binghamton (7:05)	MYRTLE BEACH (6:00)	@ Fort Wayne (7:05)	STATE COLLEGE (TBD)
6-Jul	Sat	@ Cincinnati (4:10)	LOUISVILLE (7:15)	@ Binghamton (6:35)	MYRTLE BEACH (6:00)	LANSING (7:00)	STATE COLLEGE (TBD)
7-Jul	Sun	@ Cincinnati (1:10)	LOUISVILLE (2:05)	@ Binghamton (2:05)	@ Carolina (2:00)	LANSING (TBD)	WILLIAMSPORT (TBD)
8-Jul	Mon	ALL-STAR BREAK	ALL-STAR BREAK	ALL-STAR BREAK	@ Carolina (7:00)	LANSING (7:00)	WILLIAMSPORT (TBD)
9-Jul	Tue	ALL-STAR BREAK	ALL-STAR BREAK	ALL-STAR BREAK	@ Carolina (7:00)	OFF DAY	WILLIAMSPORT (TBD)
10-Jul	Wed	ALL-STAR BREAK	ALL-STAR BREAK	ALL-STAR BREAK	@ Down East (11:00)	@ Clinton (7:30)	@ Brooklyn (TBD)
11-Jul	Thu	ALL-STAR BREAK	INDIANAPOLIS (7:05)	BOWIE (7:05)	@ Down East (7:00)	@ Clinton (7:30)	@ Brooklyn (TBD)
12-Jul	Fri	MINNESOTA (7:10)	INDIANAPOLIS (7:15)	BOWIE (7:05)	@ Down East (7:00)	@ Clinton (7:30)	@ Brooklyn (TBD)
13-Jul	Sat	MINNESOTA (7:10)	INDIANAPOLIS (7:15)	BOWIE (7:05)	@ Myrtle Beach (TBD)	@ Burlington (TBD)	HUDSON VALLEY (TBD)
14-Jul	Sun	MINNESOTA (1:10)	INDIANAPOLIS (2:05)	BOWIE (2:05)	@ Myrtle Beach (TBD)	@ Burlington (TBD)	HUDSON VALLEY (TBD)
15-Jul	Mon	DETROIT (7:10)	@ Scranton/WB (7:05)	@ Erie (7:05)	@ Myrtle Beach (TBD)	@ Burlington (TBD)	HUDSON VALLEY (TBD)
16-Jul	Tue	DETROIT (7:10)	@ Scranton/WB (7:05)	@ Erie (7:05)	OFF DAY	OFF DAY	OFF DAY
17-Jul	Wed	DETROIT (7:10)	@ Scranton/WB (12:05)	@ Erie (12:05)	FAYETTEVILLE (6:30)	CEDAR RAPIDS (7:00)	@ Williamsport (TBD)
18-Jul	Thu	DETROIT (7:10)	@ Scranton/WB (7:05)	BINGHAMTON (7:05)	FAYETTEVILLE (6:30)	CEDAR RAPIDS (11:00)	@ Williamsport (TBD)
19-Jul	Fri	KANSAS CITY (7:10)	@ Buffalo (7:05)	BINGHAMTON (7:05)	FAYETTEVILLE (6:00)	CEDAR RAPIDS (7:00)	@ Williamsport (TBD)
20-Jul	Sat	KANSAS CITY (7:10)	@ Buffalo (6:05)	BINGHAMTON (7:05)	FREDERICK (6:00)	PEORIA (7:00)	@ Batavia (TBD)
21-Jul	Sun	KANSAS CITY (1:10)	@ Buffalo (1:05)	BINGHAMTON (2:05)	FREDERICK (6:00)	PEORIA (1:30)	@ Batavia (TBD)
22-Jul	Mon	@ Toronto (7:07)	OFF DAY	@ Trenton (7:00)	FREDERICK (3:00)	PEORIA (7:00)	@ Batavia (TBD)
23-Jul	Tue	@ Toronto (7:07)	SCRANTON/WB (7:05)	@ Trenton (7:00)	@ Fayetteville (TBD)	OFF DAY	STATE COLLEGE (TBD)
24-Jul	Wed	@ Toronto (7:07)	SCRANTON/WB (7:05)	@ Trenton (11:00)	@ Fayetteville (TBD)	@ South Bend (7:05)	STATE COLLEGE (TBD)
25-Jul	Thu	@ Kansas City (8:15)	SCRANTON/WB (12:05)	@ Hartford (7:05)	@ Fayetteville (TBD)	@ South Bend (7:05)	STATE COLLEGE (TBD)
26-Jul	Fri	@ Kansas City (8:15)	WINNETT (7:15)	@ Hartford (7:05)	WINSTON-SALEM (6:00)	@ South Bend (7:05)	@ Auburn (TBD)
27-Jul	Sat	@ Kansas City (7:15)	WINNETT (7:15)	@ Hartford (6:05)	WINSTON-SALEM (6:00)	@ Bowling Green (7:35)	@ Auburn (TBD)
28-Jul	Sun	@ Kansas City (2:15)	WINNETT (4:05)	@ Hartford (1:05)	WINSTON-SALEM (6:00)	@ Bowling Green (3:05)	@ Auburn (TBD)
29-Jul	Mon	OFF DAY	@ Indianapolis (7:05)	OFF DAY	OFF DAY	@ Bowling Green (1:05)	OFF DAY
30-Jul	Tue	HOUSTON (7:10)	@ Indianapolis (7:05)	NEW HAMPSHIRE (7:05)	@ Winston-Salem (7:00)	LANSING (7:00)	ABERDEEN (TBD)

PLAYER DEVELOPMENT

2019 MINOR LEAGUE SCHEDULE

DATE	DAY	CLEVELAND	COLUMBUS	AKRON	LYNCHBURG	LAKE COUNTY	MAHONING VALLEY
31-Jul	Wed	HOUSTON (7:10)	LOUISVILLE (7:05)	NEW HAMPSHIRE (12:05)	@ Winston-Salem (11:00)	LANSING (11:00)	ABERDEEN (TBD)
1-Aug	Thu	HOUSTON (7:10)	LOUISVILLE (7:05)	NEW HAMPSHIRE (12:05)	@ Winston-Salem (7:00)	LANSING (7:00)	ABERDEEN (TBD)
2-Aug	Fri	LOS ANGELES AL (7:10)	@ Indianapolis (7:15)	BINGHAMTON (7:05)	@ Salem (7:05)	LANSING (7:00)	@ Staten Island (TBD)
3-Aug	Sat	LOS ANGELES AL (7:10)	@ Indianapolis (7:05)	BINGHAMTON (7:05)	@ Salem (6:05)	@ Dayton (7:00)	@ Staten Island (TBD)
4-Aug	Sun	LOS ANGELES AL (1:10)	@ Indianapolis (1:35)	BINGHAMTON (2:05)	@ Salem (2:05)	@ Dayton (2:00)	@ Staten Island (TBD)
5-Aug	Mon	TEXAS (7:10)	OFF DAY	OFF DAY	OFF DAY	@ Dayton (7:00)	WEST VIRGINIA (TBD)
6-Aug	Tue	TEXAS (7:10)	PAWTUCKET (7:05)	@ New Hampshire (7:05)	@ Salem (7:05)	@ Dayton (7:00)	WEST VIRGINIA (TBD)
7-Aug	Wed	TEXAS (1:10)	PAWTUCKET (7:05)	@ New Hampshire (7:05)	@ Salem (7:05)	@ Great Lakes (7:05)	WEST VIRGINIA (TBD)
8-Aug	Thu	@ Minnesota (8:10)	PAWTUCKET (12:05)	@ New Hampshire (7:05)	@ Salem (7:05)	@ Great Lakes (7:05)	AUBURN (TBD)
9-Aug	Fri	@ Minnesota (8:10)	BUFFALO (7:15)	@ Portland (7:00)	@ Potomac (7:05)	@ Great Lakes (7:05)	AUBURN (TBD)
10-Aug	Sat	@ Minnesota (7:10)	BUFFALO (7:15)	@ Portland (6:00)	@ Potomac (6:35)	WEST MICHIGAN (7:00)	AUBURN (TBD)
11-Aug	Sun	@ Minnesota (2:10)	BUFFALO (4:05)	@ Portland (1:00)	@ Potomac (1:05)	WEST MICHIGAN (7:00)	@ Batavia (TBD)
12-Aug	Mon	BOSTON (7:10)	OFF DAY	OFF DAY	OFF DAY	WEST MICHIGAN (7:00)	@ Batavia (TBD)
13-Aug	Tue	BOSTON (7:10)	@ Gwinnett (7:05)	TRENTON (7:05)	@ Wilmington (6:35)	WEST MICHIGAN (7:00)	@ Batavia (TBD)
14-Aug	Wed	BOSTON (1:10)	@ Gwinnett (7:05)	TRENTON (7:05)	@ Wilmington (6:35)	SOUTH BEND (7:00)	@ State College (TBD)
15-Aug	Thu	@ New York AL (7:05)	@ Gwinnett (7:05)	TRENTON (7:05)	@ Wilmington (6:35)	SOUTH BEND (7:00)	@ State College (TBD)
16-Aug	Fri	@ New York AL (7:05)	@ Charlotte (7:04)	@ Erie (7:05)	CAROLINA (6:00)	SOUTH BEND (7:00)	@ State College (TBD)
17-Aug	Sat	@ New York AL (1:05)	@ Charlotte (7:04)	@ Erie (7:05)	CAROLINA (6:00)	@ West Michigan (7:05)	BATAVIA (TBD)
18-Aug	Sun	@ New York AL (1:05)	@ Charlotte (5:05)	@ Erie (1:35)	CAROLINA (3:00)	@ West Michigan (2:00)	BATAVIA (TBD)
19-Aug	Mon	OFF DAY	LOUISVILLE (6:35)	HARRISBURG (7:05)	OFF DAY	@ West Michigan (7:05)	BATAVIA (TBD)
20-Aug	Tue	@ New York NL (7:10)	LOUISVILLE (6:35)	HARRISBURG (7:05)	WINSTON-SALEM (6:30)	@ West Michigan (7:05)	ALL-STAR BREAK
21-Aug	Wed	@ New York NL (7:10)	LOUISVILLE (6:35)	HARRISBURG (7:05)	WINSTON-SALEM (6:30)	BOWLING GREEN (7:00)	ALL-STAR BREAK
22-Aug	Thu	@ New York NL (7:10)	LOUISVILLE (6:35)	RICHMOND (7:05)	WINSTON-SALEM (6:30)	BOWLING GREEN (7:00)	@ Williamsport (TBD)
23-Aug	Fri	KANSAS CITY (7:10)	TOLEDO (7:15)	RICHMOND (7:05)	@ Carolina (7:00)	BOWLING GREEN (7:00)	@ Williamsport (TBD)
24-Aug	Sat	KANSAS CITY (7:10)	TOLEDO (7:15)	RICHMOND (2:05)	@ Carolina (6:00)	DAYTON (7:00)	@ Williamsport (TBD)
25-Aug	Sun	KANSAS CITY (1:10)	TOLEDO (4:05)	RICHMOND (2:05)	@ Carolina (2:00)	DAYTON (1:30)	@ Auburn (TBD)
26-Aug	Mon	OFF DAY	@ Louisville (7:00)	@ Albion (6:00)	WILMINGTON (6:30)	DAYTON (7:00)	@ Auburn (TBD)
27-Aug	Tue	@ Detroit (7:10)	@ Louisville (7:00)	@ Albion (6:00)	WILMINGTON (6:30)	DAYTON (12:00)	@ Auburn (TBD)
28-Aug	Wed	@ Detroit (7:10)	@ Louisville (7:00)	@ Albion (6:00)	WILMINGTON (6:30)	@ Bowling Green (7:35)	STATE COLLEGE (TBD)
29-Aug	Thu	@ Detroit (1:10)	@ Louisville (7:00)	@ Albion (6:00)	WILMINGTON (6:30)	@ Bowling Green (7:35)	STATE COLLEGE (TBD)
30-Aug	Fri	@ Tampa Bay (7:10)	@ Indianapolis (7:15)	ERIE (7:05)	WINSTON-SALEM (6:00)	@ Bowling Green (7:35)	STATE COLLEGE (TBD)

DATE	DAY	CLEVELAND	COLUMBUS	AKRON	LYNCHBURG	LAKE COUNTY	MAHONING VALLEY
31-Aug	Sat	@ Tampa Bay (6:10)	@ Indianapolis (6:05)	ERIE (7:05)	WINSTON-SALEM (6:00)	GREAT LAKES (7:00)	WEST VIRGINIA (TBD)
1-Sep	Sun	@ Tampa Bay (1:10)	@ Toledo (6:05)	ERIE (6:05)	WINSTON-SALEM (3:00)	GREAT LAKES (6:00)	WEST VIRGINIA (TBD)
2-Sep	Mon	CHICAGO AL (7:10)	@ Toledo (1:05)	ERIE (1:05)	WINSTON-SALEM (6:30)	GREAT LAKES (1:00)	WEST VIRGINIA (TBD)
3-Sep	Tue	CHICAGO AL (7:10)					
4-Sep	Wed	CHICAGO AL (7:10)					
5-Sep	Thu	CHICAGO AL (1:10)					
6-Sep	Fri	@ Minnesota (8:10)					
7-Sep	Sat	@ Minnesota (7:10)					
8-Sep	Sun	@ Minnesota (2:10)					
9-Sep	Mon	@ Los Angeles AL (10:07)					
10-Sep	Tue	@ Los Angeles AL (10:07)					
11-Sep	Wed	@ Los Angeles AL (8:07)					
12-Sep	Thu	OFF DAY					
13-Sep	Fri	MINNESOTA (7:10)					
14-Sep	Sat	MINNESOTA (7:10)					
15-Sep	Sun	MINNESOTA (1:10)					
16-Sep	Mon	OFF DAY					
17-Sep	Tue	DETROIT (7:10)					
18-Sep	Wed	DETROIT (7:10)					
19-Sep	Thu	DETROIT (7:10)					
20-Sep	Fri	PHILADELPHIA (7:10)					
21-Sep	Sat	PHILADELPHIA (7:10)					
22-Sep	Sun	PHILADELPHIA (1:10)					
23-Sep	Mon	OFF DAY					
24-Sep	Tue	@ Chicago AL (8:10)					
25-Sep	Wed	@ Chicago AL (8:10)					
26-Sep	Thu	@ Chicago AL (8:10)					
27-Sep	Fri	@ Washington (7:05)					
28-Sep	Sat	@ Washington (4:05)					
29-Sep	Sun	@ Washington (3:05)					

PLAYER DEVELOPMENT

2018 Season in Review



Two-time American League All-Star José Ramírez

Catcher Profiles	293
Day-by-Day	294-296
Final Major League Standings	291
Odds-n-Ends/Misc Stats	293
2018 Postseason Recap	298
Record by Day of Week, by Month	293
Runs by Inning	293
Team Highlights	288-290
Tribe Batting, Pitching	291-292
Won-Lost Breakdown	297

2018 CLEVELAND INDIANS SEASON IN REVIEW

2018: THIRD STRAIGHT DIVISION CROWN: The Cleveland Indians posted their **sixth consecutive winning season**, finishing the 2018 campaign with a record of 91-71 (.562) to win their **third consecutive A.L. Central Division title, tenth overall**...following the 1994 strike, Cleveland first won the A.L. Central in 1995, adding the others in '96, '97, '98, '99, '01, '07, '16 and '17...Tribe's 10 division crowns are easily most in the A.L. Central, followed by Minnesota (6), Detroit (4), Chicago-AL (3) and Kansas City (1)...**2016-18 signals just the second stretch of three consecutive division titles in Cleveland franchise history, joining the Tribe's run of five straight from '95-'99...the 2018 Indians finished with a 13.0-game lead** over 2nd-place Minnesota in the division standings...Tribe held a lead of at least 27.0 games over the remaining three teams in the division, Detroit (+27.0G), Chicago-AL (+29.0G) and Kansas City (+33.0G)...Cleveland clinched the A.L. Central Division title, as well as **the club's fourth Postseason berth in six years** ('13, '16-'18), with a 15-0 victory on Sept. 15 vs. Detroit...first team in MLB to clinch its respective division crown in 2018...marked the sixth time to clinch the A.L. Central while playing in Cleveland, as the Indians also secured division titles at home in '95, '97, '01, '07 and '17.

MOST DIVISION TITLES SINCE 1994 REALIGNMENT

Team	Titles	Division
New York Yankees	13	A.L. East
Atlanta Braves	13	N.L. East
Cleveland Indians	10	A.L. Central
Los Angeles Dodgers	10	N.L. West
St. Louis Cardinals	10	N.L. Central

**excludes strike-shortened '94 season*

At 91-71 (.562), **Cleveland finished with the 5th-best winning pct. in the A.L. and 8th-best in the Majors**...Cleveland's current streak of six consecutive winning seasons from 2013-18 signals the longest such stretch for the Indians since stringing together 8 such campaigns from 1994-2001...Cleveland joins New York-AL as one of only two A.L. teams to finish above .500 in each of the last six seasons, one of just five teams in the Majors to do so along with Los Angeles-NL, St. Louis and Washington...in going a combined 545-425 (.562) from 2013-18, Cleveland owns the A.L.'s best winning pct. over the past six seasons since **TERRY FRANCONA** was named as the franchise's 42nd manager, also 2nd-best in the Majors behind only the Dodgers.

BEST RECORDS IN A.L., 2018

Team	Win%	W-L
Boston	.667	108-54
Houston	.636	103-59
New York-AL	.617	100-62
Oakland	.599	97-65
Cleveland	.562	91-71
Tampa Bay	.556	90-72
Seattle	.549	89-73

HIGHEST WIN % IN MAJORS, 2013-18

Team	Win%	W-L
Los Angeles Dodgers	.581	565-408
Cleveland Indians	.562	545-425
St. Louis Cardinals	.560	544-428
Boston Red Sox	.556	540-432
Washington Nationals	.555	539-433
New York Yankees	.546	531-441
Chicago Cubs	.541	526-446

Cleveland sat below the .500 mark [for the final time] as late as May 20 (22-23), holding just a 1.5-game lead at the time; following a May 21 off day, the Tribe went 69-48 (.590) the rest of the way to gain 11.5 games in the A.L. Central standings - tied for the 6th-best record in the Majors over that span...Cleveland finished the season 20 games above the .500 mark, one win shy of matching the club's high-water mark of 2018 (+21G, 73-52 on Aug. 21)...the club's low-water mark of 2018 was 2 games below .500 (3-5 on April 7).

ANOTHER 90-WIN SEASON: Cleveland (91-71) eclipsed the 90-win threshold for a third consecutive season and for the 21st time in franchise history...marked just the third time in Indians franchise history for the club to record at least 90 victories in three consecutive seasons, as Cleveland also accomplished the feat from 1950-55 (6 straight) and 1999-2001 (3 straight).

THE STANDINGS: Cleveland (91-71, .562) finished the regular season with sole possession of 1st place in the A.L. Central Division standings, as the Tribe finished with a 13.0-game lead over 2nd-place Minnesota (78-84)...Detroit (64-98, -27.0G) finished in 3rd place, Chicago-AL (62-100, -29.0G) finished in 4th place and Kansas City (58-104, -33.0G) finished in 5th place...Cleveland's largest divisional *lead* of 2018 was +16.5G (*total of 2 days: Sept. 6 & Sept. 8*)...Cleveland's largest divisional *deficit* of the season was -2.0G (*total of one day: April 5*)...the Indians spent 168 total days in 1st place, 10 days in 2nd place, 7 days in 3rd place, one day in 4th place and no days in 5th place...Cleveland held the top spot in the division for 163 consecutive days to end the season from April 21 on.

2018 CLEVELAND INDIANS SEASON IN REVIEW

A.L. CENTRAL SUCCESS: For a third straight year, Cleveland's A.L. Central title was powered by considerable success against divisional opponents, as the Indians went 49-27 (.645) against A.L. Central foes in 2018 - **tied for Cleveland's 2nd-most intradivision wins ever since 1994 realignment, one win shy of the all-time mark set by the 2017 club (50-26)**...1998 realignment added Detroit/subtracted Milwaukee to create current five-team mix.

CLEVELAND'S HIGHEST WIN TOTAL vs. AL CENTRAL, 1994-2018

Year	W-L	Win%
2017	50-26	.658
2016	49-26	.653
2018	49-27	.645
2007	48-24	.667
2001	47-29	.618

The Tribe's longest divisional win streak was 11 games, June 17-July 27...club's longest losing streak against A.L. Central opponents was 3 games, June 1-3 - only time all season to drop more than two-in-a-row within the division.

THE 200-K QUARTET: The 2018 Cleveland Indians became the first team in Major League history to have four different pitchers record 200 strikeouts in the same season, as **CARLOS CARRASCO** (231, 4th in A.L.), **COREY KLUBER** (222, 5th), **TREVOR BAUER** (221, T6th) and **MIKE CLEVINGER** (207, 10th) combined to achieve the feat...only four other teams in MLB history have seen as many as three hurlers reach the 200 strikeout mark (see chart below)...the accomplishment became official with Clevinger's 200th punchout on Sept. 22 vs. Boston (2nd inning, Jackie Bradley Jr.); the ball used for the final [called] strike of that plate appearance was authenticated...the Tribe foursome's 881 combined punchouts were greater than or equal to the final combined strikeout total by all starting pitchers for all but seven other rotations...Clevinger (200.0IP, 6th in A.L.) and Kluber (215.0IP, 1st in A.L.) became the fourth duo in Indians history to reach 200.0 innings and 200 strikeouts in the same campaign, joining Jack McDowell/Luis Tiant in both 1967 and 1968, as well as Carlos Carrasco/Kluber in 2017.

MOST 200-K PITCHERS ON SAME TEAM, MLB HISTORY

Year	Team	#	Pitchers
2018	Cleveland Indians	4	Trevor Bauer, Carlos Carrasco, Mike Clevinger, Corey Kluber
2018	Houston Astros	3	Gerrit Cole, Charlie Morton, Justin Verlander
2013	Detroit Tigers	3	Anibal Sánchez, Max Scherzer, Justin Verlander
1969	Houston Astros	3	Larry Dierker, Tom Griffin, Don Wilson
1967	Minnesota Twins	3	Dave Boswell, Dean Chance, Jim Kaat

MATCHBOX 20: Two-time Cy Young Award winner **COREY KLUBER** (20-7) **became the 26th different 20-game winner in Cleveland franchise history** - first overall since left-hander **Cliff Lee** went 22-8 during his 2008 Cy Young campaign and the first right-handed 20-game winner since **Gaylord Perry** (21-13) in 1974...Kluber fell one victory shy of Tampa Bay's **Blake Snell** (21-5) for the MLB lead in 2018, the only two 20-game winners in baseball...Kluber also became just the 8th pitcher in Cleveland franchise history to record 18+ wins in at least four different seasons.

NEXT MAN UP: Cleveland saw six different players drive in at least 75 runs for the first time in franchise history, as **EDWIN ENCARNACION** (107), **JOSÉ RAMÍREZ** (105), **FRANCISCO LINDOR** (92), **YONDER ALONSO** (83), **MICHAEL BRANTLEY** (76) and **JASON KIPNIS** (75) combined to pull the trick...though the 2017 Houston Astros also accomplished the feat, it marked just the second time in seven seasons (2012-18) for a team to have six such players (Astros were first team since 2011 Texas Rangers)...Encarnacion and Ramirez were first 100-RBI duo for Cleveland since **Victor Martinez** (114) and **Travis Hafner** (100) in 2007.

MVP CALIBER DUO: **FRANCISCO LINDOR** and **JOSÉ RAMÍREZ** became the first two players, let alone teammates, in Indians franchise history to collect at least 35 HR, 35 2B, 90 RBI and 25 SB...Colorado's **Trevor Story** also pulled off the feat in 2018, which had not been accomplished since 2012 (**Ryan Braun**)...Lindor and Ramirez became the first pair of teammates with 80+ extra-base hits in consecutive seasons since **Joe DiMaggio** and **Lou Gehrig** in 1936-37 (*ESPN Stats & Info*)...Lindor/Ramirez became first switch-hitting teammates in MLB history to both reach 30 HR's; also first switch-hitting teammates in MLB history with 20HR/20SB...both broke Carlos Santana's franchise record for home runs (34) by a switch-hitter (now held by Ramirez)...first duo in Cleveland history with 50+ extra-base hits by All-Star break...based on statistics presented by *Baseball-Reference*, Lindor (7.9) and Ramirez (7.9) became just the second pair of position players in Cleveland franchise history to finish the same season with individual WAR ('Wins Above Replacement') figures of at least 7.0, joining **Bill Bradley** (7.1) & **Nap Lajoie** (8.0) in 1903, **Terry Turner** (9.4) & **Lajoie** (10.0) in 1906, **Tris Speaker** (7.7) & **Ray Chapman** (7.8) in 1917, **Joe Sewell** (7.5) & **Speaker** (9.0) in 1923, and **Manny Ramirez** (7.3) & **Roberto Alomar** (7.4) in 1999.

2018 CLEVELAND INDIANS SEASON IN REVIEW

TWENTY FLIGHT ROCK: For the first time since 1911 and for just the sixth time in franchise history, Cleveland had four different players steal at least 20 bases, as **JOSÉ RAMÍREZ** (34), **FRANCISCO LINDOR** (25), **GREG ALLEN** (21) and **RAJAI DAVIS** (21) all accomplished the feat, helping the Indians to a Major League-leading 135 stolen bases...other instances came in 1903 (4), 1904 (4), 1906 (4), 1907 (5) and 1911 (5)...no other Major League team had more than two players reach 20 steals in 2018, as Cleveland became the first MLB team with four 20-steal players since the 2011 Kansas City Royals (**Melky Cabrera**, **Alcides Escobar**, **Jeff Francoeur**, **Chris Getz**).

FOURTEEN CARAT MIND: In six seasons since being named the 42nd manager in Cleveland Indians history on Oct. 8, 2012, **TERRY FRANCONA** has guided the Tribe to an A.L.-best 545-425 (.562) record, 2nd-best in Majors...2018 marked Francona's 14th consecutive winning season, the longest streak by any active manager and longest by any skipper since **Joe Torre's** 14-year streak (1996-2009) with New York-AL ('96-07) and Los Angeles-NL ('08-09)...Francona will enter 2019 looking to match a 15-year streak by **Bobby Cox** from 1991-2005 with Atlanta.

ALL-STAR GAME: The Indians were represented by six players in MLB's 89th Mid-Summer Classic, equaling the most individual selections by any team in the Majors in 2018 along with Houston...after sending five players to the 2017 All-Star Game in Miami, FL, Cleveland's six All-Stars in 2018 were most for the franchise since having six in 1999 (**Roberto Alomar**, **Kenny Lofton**, **Charles Nagy**, **Manny Ramirez**, **Jim Thome**, **Omar Vizquel**); marked the first time for the Indians to be represented by at least five players in back-to-back All-Star Games since 1998-99 (six each)...for the second consecutive year, **JOSÉ RAMÍREZ** (second career ASG selection) was elected as the A.L.'s starting third baseman via fan voting, becoming the first Indians third baseman to start consecutive All-Star contests since **AI Rosen** in 1953 and 1954...**COREY KLUBER** and **FRANCISCO LINDOR** each earned their third consecutive All-Star Game selections via player balloting (third career ASG selection for both)...Kluber became the first Indians starting right-handed pitcher to earn three consecutive, let alone two straight, All-Star bids since **Early Wynn** (1955-57)...Lindor became just the second SS in Indians franchise history to earn three straight selections, joining Hall of Famer **Lou Boudreau** (five straight, 1940-44)...**MICHAEL BRANTLEY** also earned his third career All-Star Game selection via player voting, second consecutively (2014, 2017-18)...Brantley became first Indians outfielder selected in consecutive All-Star Games since **Grady Sizemore** from 2006-08...**TREVOR BAUER** and **YAN GOMES** both earned their first career All-Star Game selections after being chosen by the Office of the Commissioner; Bauer was tabbed to replace Houston's **Justin Verlander** (Sunday starter) on active roster, while Gomes replaced Tampa Bay's **Wilson Ramos** (injury)...Gomes became first Indians catcher selected since **Victor Martínez** in 2009.

ATTENDANCE: Cleveland drew 1,926,701 fans to Progressive Field across 80 home dates in 2018 (24,084-per-game), second consecutive season to reach at least 1.9M (2,048,138 in 2017)...ranked as 9th-highest aggregate attendance figure in A.L., 21st in MLB...Tribe drew nine (9) sellout crowds in 2018 with seven of those nine games taking place in June (1), July (3) and August (3)...largest regular season single-game crowd in Cleveland was 35,353 on July 14 vs. New York-AL...largest single-game crowd on the road was 47,149 on March 29 at Seattle (Opening Day).

AWARDS: Two different Cleveland players were honored with MLB monthly awards, as **FRANCISCO LINDOR** was named A.L. Player of Month for May (27G, .373AVG, 44-for-118, 13 2B, 10HR, 23RBI, 12BB, 27R, 1.169OPS) and **JOSÉ RAMÍREZ** was named Player of Month for July (25G, .322AVG, 29-for-90, 8 2B, 2 3B, 8HR, 25RBI, 19BB, 11SB, 1.164OPS)...marked first career monthly awards for both Lindor and Ramirez...Cleveland players took home four separate A.L. Player of Week awards by three different players, as Lindor (May 6, May 13), Encarnacion (June 3) and Ramirez (July 15) were each honored...Lindor became first Indians player to win Player of Week consecutively since award began in 1974; first A.L. player to do so since **Gary Sánchez**, Aug. 21 & 28, 2016.

BASERUNNING: Cleveland finished the year with a Major League-high 135 stolen bases, **leading the Majors in steals for the first time in franchise history**...signaled the second time in three seasons for the Tribe to finish with the A.L. lead in stolen bases (134 steals in 2016)...Cleveland's 78.9% (135-for-171) stolen base success rate was 3rd-best in the A.L. and 4th-best in the Majors behind Los Angeles-AL (80.2%, 89-for-111), Boston (80.1%, 125-for-156) and Milwaukee (79.5%, 124-for-156)...Tribe's 171 attempts ranked 2nd in the A.L. and Majors behind Tampa Bay (179), most for the Tribe since 1999 (197)...the Tribe's record was 50-30 (.625) when recording at least one steal, 21-13 (.618) when recording multiple steals and 41-41 (.500) with no steals...**JOSÉ RAMÍREZ** led the Indians with 34 steals (34-for-40), 3rd-most in the A.L. and T5th-most in the Majors...behind Ramirez, four other players finished in double-digits: **FRANCISCO LINDOR** (25-for-35), **GREG ALLEN** (21-for-25), **RAJAI DAVIS** (21-for-28) and **MICHAEL BRANTLEY** (12-for-15), as Cleveland's roster harbored four different 20+ steal players for the first time since 1911 (see separate note)...Allen's 21 steals were most by an Indians rookie since 1992 when **Kenny Lofton** swiped an A.L.-high 66 bags.

2018 CLEVELAND INDIANS SEASON IN REVIEW

CATCHING: Cleveland backstops guided the pitching staff to a 3.77 ERA, 4th-lowest in the A.L.; figure was spread relatively evenly between the club's regular duo of **YAN GOMES** (3.83ERA in 111G) & **ROBERTO PEREZ** (3.76ERA in 58G)...**ERIC HAASE** (2.25ERA), the only other player to see time behind the plate, caught 32.0IP across 7 games...Indians battery-mates combined to cut down 26.4% (29 of 110) of attempted base-stealers, 9th in the A.L. and down from a Major League-high 39.8% (33 of 83) in 2017...Tribe's 9 passed balls were T3rd-fewest in the A.L.

BATTING: Cleveland batted .259 (1447-5595) as a team, 2nd-best in the A.L. and Majors behind Boston (.268)...

MICHAEL BRANTLEY finished with the 5th-highest qualifying avg. in the A.L. at .309 (176-570); third time in Brantley's career to finish in the league's top 5 along with 2014 (3rd, .327) and 2015 (4th, .307)...**FRANCISCO LINDOR**'s .277 (183-661) avg. was next-highest on team...the Cleveland offense ranked among A.L. leaders in base hits (2nd, 1447), runs scored (3rd, 818), OPS (3rd, .766), OBP (3rd, .332), home runs (4th, 216), SLG (4th, 434), total bases (4th, 2430), sac bunts (4th, 25), doubles (5th, 297), extra-base hits (5th, 532), walks (5th, 554), sac flies (T5th, 44), and pitches-per-PA (7th, 3.90)...**team batting avg. by month:** March-.175, April-.231, May-.283, June-.241, July-.284, Aug.-.254, Sept.-.261...the Indians hit .260 (363-1396) with runners in scoring position as a team, 5th in the A.L. and 8th in the Majors; club had a .287 avg. w/ RISP at home, but a .232 mark w/ RISP on the road; Tribe had a .257 team avg. w/ RISP entering the All-Star break before hitting .265 w/ RISP in the second half...**EDWIN ENCARNACION** (.3013, 44-146) narrowly edged **JOSÉ RAMÍREZ** (.3007, 40-133) for the highest qualifying avg. w/RISP on the team...Cleveland plated 275 of club's 818 runs (33.6%) with two outs, 6th-most two-out runs in A.L...club's .237 avg. with two outs ranked 7th in the A.L...Cleveland's offense was shut out by an opponent on just 7 occasions, T3rd-fewest in the A.L. and Majors with Boston/Oakland, as only New York-AL (4) and Minnesota (6) had fewer.

CLOSE GAMES: Cleveland finished the season 22-24 (.478) in one-run games, which ranked as the 8th-highest such winning pct. in the A.L...Tribe's 46 one-run games were 6th-most in the A.L., 11th in the Majors...finished below the .500 mark in one-run games for just the second time over the past six seasons since 2013, as Cleveland owns baseball's 4th-best winning pct. in one-run games over **Terry Francona**'s tenure at .547 (140-116), trailing only Los Angeles-AL (.557, 156-124), New York-AL (.551, 146-119) and Pittsburgh (.548, 165-136).

DAYS OF THE WEEK: Records by days of the week - Monday: 12-7; Tuesday: 14-11; Wednesday: 18-6; Thursday: 8-8; Friday: 11-15; Saturday: 12-14; Sunday: 16-10...posted .618 (68-42, +26G) win pct. in games Sunday-Thursday.

DAY & NIGHT RECORDS/SPLITS: Cleveland went 36-23 (.610) in day games, 6th-best in the Majors (5th in A.L.) and 55-48 (.534) in night games, 7th-best in the A.L. and 14th in the Majors...Indians averaged 5.46 runs-per-game in day games (.260/.336/.443) and 4.82 runs-per-game in night games (.258/.330/.430)...pitching staff carried a 3.69 ERA in day games (3rd in A.L.), 13 points lower than the team's 3.82 ERA in night games (4th in A.L.).

DESIGNATED HITTERS: Cleveland DH's combined to bat .267 (153-573) with 23 doubles, 32 HR, 117 RBI, 86 runs and an .846 OPS (.360OBP/.485SLG), ranking among the top five A.L. teams in each of the aforementioned categories with the exception of doubles...the 117 RBI by Cleveland DH's were most since 2006 (137RBI)...2018 saw 12 different Indians start at DH: Encarnacion-115, Diaz-15, Brantley-7, Ramirez-4, Cabrera-3, Donaldson-2, Alonso-1, Gomes-1, Guyer-1, Kipnis-1, Lindor-1, Mejía-1.

DIVISIONAL RECORDS: The Indians went 49-27 (.645) against A.L. Central opponents, tied with Atlanta (also .645, 49-27 vs. N.L. East) for 2nd-best intradivisional winning pct. in Majors for 2018 behind only Boston (.684, 52-24 vs. A.L. East)...**finished above the .500-mark against all four division rivals for third straight & fifth season overall since current five-team mix was created with '98 realignment (1999, 2007, 2016-18):** Chicago-AL (14-5), Detroit (13-6), Kansas City (12-7) & Minnesota (10-9)...Tribe went 42-44 (.488) in games outside A.L. Central, going 16-18 vs. A.L. East and 14-18 vs. A.L. West; entirety of Interleague Play came against the N.L. Central (12-8).

DOUBLEHEADERS/POSTPONEMENTS: Cleveland engaged in just one doubleheader during 2018 campaign, splitting a traditional twin bill on May 3 vs. Toronto...resulted from consecutive postponements due to inclement weather in Cleveland, April 14 & 15; Blue Jays returned on a mutual off day...was first doubleheader played at Progressive Field since Sept. 30, 2015 vs. Minnesota...marked the second time in three seasons for Cleveland to play just a single doubleheader (also 2016) after playing in five in 2017...over past 9 seasons (2010-18), Tribe has a 35-15 record in 25 doubleheaders, tallying 11 sweeps, 13 splits and only one instance of getting swept.

EJECTIONS: Cleveland was issued just a single ejection of a player or coach in 2018, as **YONDER ALONSO** was ejected by home plate umpire **Tim Timmons** on May 4 at New York-AL (8th inning).

EXTRA-INNING GAMES: Cleveland played 13 extra-inning games in 2018, going 4-9 (.308) in those contests...Tribe played seven extra-inning games at home (3-4) and six on the road (1-5)...offense batted .207 (25-121) with 3 HR's & a .651 OPS in extra innings, combining for 8 runs; pitching staff registered a 4.50 ERA (34.0IP, 39H, 18R-17ER) and .277/.342/.518 slash line in extra frames.

2018 CLEVELAND INDIANS SEASON IN REVIEW

HIT STREAKS: Cleveland's longest individual hit streak was a 19-game stretch by **MICHAEL BRANTLEY** from May 9-30; matched 2nd-longest of his career, three games shy of Brantley's career-high (22G, May 20-June 15, 2012)... at season's end, Brantley's 19-game streak was tied with one by **Elvis Andrus** for the 2nd-longest in the Majors behind a season-ending 20-game streak by **Whit Merrifield**, a feat Merrifield achieved on Sept. 30 vs. Cleveland... **FRANCISCO LINDOR** recorded the club's next-longest hit streak at 15 games (April 29-May 14), while rookie **GREG ALLEN** owned the 3rd-longest at 14 games (July 15-Aug. 21) - longest by any rookie in the Majors during the 2018 season and longest by a Tribe rookie since a 19-game streak by Brantley, Aug. 30-Sept. 19, 2010.

FIELDING: Cleveland's defense posted a .986 fielding pct. (83 E/5808 TC), 5th-highest in the A.L. and 10th in the Majors...Tribe's 83 team errors were 5th-fewest in the A.L...club's season-long errorless streak was 10 games, July 29-Aug. 8...according to FanGraphs, the Indians defense was credited with 7 'Defensive Runs Saved' (DRS), 7th-most in the A.L. and 16th in the Majors, also down from 27 in 2017...**FRANCISCO LINDOR** led the team with 14 DRS, most by any A.L. shortstop and tied with St. Louis' **Paul DeJong** for 3rd-most in the Majors behind only Arizona's **Nick Ahmed** (22) and Los Angeles-AL's **Andrelton Simmons** (21)...**TYLER NAQUIN** (5) was 2nd on the team, while **YAN GOMES**, **ROBERTO PEREZ** and **YONDER ALONSO** (4 each) were tied for 3rd...Cleveland outfielders combined for 25 assists, T3rd-fewest in the A.L...**MICHAEL BRANTLEY** recorded a team-high 6 outfield assists, while **MELKY CABRERA** and **BRADLEY ZIMMER** were next with 4 each...the team turned 123 double plays, 4th-fewest in the A.L. ahead of New York-AL (95), Boston (106) and Houston (116).

FIRST HALF/SECOND HALF: Cleveland went 52-43 (.547) in the first half (6th in A.L., 11th in MLB), entering the All-Star break in 1st place with a 7.5-game lead in the A.L. Central...along with 2016 (+6.5G) and 2017 (+2.5G), it marks the first time for Cleveland to hold 1st place at the turn in three consecutive seasons since doing so in six straight campaigns from 1994-'99...the Indians went 39-28 (.582) after the All-Star break (5th in A.L., 8th in MLB) to gain an additional 5.5 games in the standings...in six seasons since Tito's first year as manager, Cleveland has combined to post the highest second-half winning pct. of any team in the Majors.

MAJORS HIGHEST WIN % IN SECOND HALF, 2013-18

Team	Win%	W-L
Cleveland Indians	.600	254-169
Los Angeles Dodgers	.598	248-167
Chicago Cubs	.573	246-183
St. Louis Cardinals	.571	242-182
Washington Nationals	.563	238-185
Boston Red Sox	.552	230-187

HOME & ROAD: Cleveland finished the year with a home record of 49-32 (.605) - identical to 2017's - while going 42-39 (.519) on the road, 6th-best in the A.L. and T12th in the Majors...Tribe's .605 home winning pct. was tied with Minnesota (.605, 49-32) for 5th-best in the A.L. behind Boston (.704, 57-24), New York-AL (.654, 53-28), Tampa Bay (.630, 51-30) and Oakland (.617, 50-31), also T7th in the Majors...the Indians won 15 of 17 home games from May 26-July 6; that stretch gave way to a similar run of success on the road, as the club won 17 of 21 away from Progressive Field from July 1-Aug. 21...Cleveland's 3.82 home ERA (6th in A.L., 15th in MLB) was slightly higher than the club's 3.72 road ERA (3rd in A.L., 6th in MLB)...offense averaged 5.47 runs-per-game at home (3rd-most in A.L., 4th in MLB), nearly a full run higher than on the road (4.63, 6th-most in A.L., 10th in MLB)...club's longest home winning streak was 8 games from June 17-July 6; longest road winning streak was 7 games from Aug. 11-21...**MICHAEL BRANTLEY** paced the team in both home (.333, 4th in A.L.) & road (.281, 17th) batting avg.

HOME RUNS: The Indians connected for 216 home runs, 4th in the A.L. & 6th in the Majors, most home runs for Cleveland since 2000 (221)...club homered in 116 of its 162 games, going 75-41 (.647) in those contests...went 16-30 (.348) in 46 games with no HR's...longest streak with at least one HR was 10 games (May 8-19)...**JOSÉ RAMÍREZ** led the team with 39 HR's, tied with Mike Trout for 4th-most in the A.L. and Majors behind **Khris Davis** (48), **J.D. Martinez** (43) and **Joey Gallo** (40)...the 39 home runs by Ramírez were most by an Indians batter since **Travis Hafner** (42) in 2006; also most by any Indians switch-hitter in franchise history and most by any switch-hitter in the Majors since **Mark Teixeira** (39) in 2011...Ramírez was followed by **FRANCISCO LINDOR** (38, 6th in A.L.), **EDWIN ENCARNACION** (32, 9th in A.L.), **YONDER ALONSO** (23), **JASON KIPNIS** (18), **MICHAEL BRANTLEY** (17) & **YAN GOMES** (16), as the Indians had seven different players reach double-digits...Cleveland was one of

2018 CLEVELAND INDIANS SEASON IN REVIEW

only two MLB teams to have a trio of 30-HR hitters, joining the Milwaukee Brewers (**Jesús Aguilar, Travis Shaw, Christian Yelich**); fifth time in franchise history for Cleveland, first since 1999 (**Manny Ramírez, Richie Sexson, Jim Thome**)...Cleveland right-handed batters connected for 82 home runs, while left-handers hit 134 (2nd-most in MLB behind Texas, 137)...Tribe hit 107 homers at Progressive Field and 109 homers on the road...offense clubbed a season-high 5 HR twice on April 27 vs. Seattle and May 2 vs. Texas...four different players collected multi-homer games: **FRANCISCO LINDOR** (6), **EDWIN ENCARNACION** (4), **YONDER ALONSO** (2) and **JOSÉ RAMÍREZ** (2); all were 2-HR games with exception of Encarnacion's 3-HR game on May 2 vs. Texas, the third of his career and first by an Indians batter since **LONNIE CHISENHALL** on June 9, 2014 at Texas...Lindor's 6 multi-homer games were tied with **Manny Machado** for 2nd-most in the Majors behind **Khris Davis** (7) in 2018; were also tied with **Matt Williams** (1997), **Jim Thome** (2001) and **Ramírez** (2017) for 2nd-most ever by an Indians infielder behind Hal Trosky (7, 1937)...Home Runs by Month: March-2, April-34, May-48, June-30, July-36, August-31, September-35...the Indians hit 130 solo homers, 51 two-run homers, 24 three-run homers and 11 grand slams; 11 grand slams were tied for the 2018 MLB lead with Cincinnati and 3rd-most in Cleveland franchise history behind 2006 (14) and 1999 (12)...Alonso and Brantley each hit two grand slams, while the remaining seven slams were all hit by different players...Cleveland hit 9 lead-off homers, all by **Lindor**; that mark both led the Majors in 2018 and established a new Indians franchise record previously set by **Grady Sizemore** in 2008 (7)...additionally, Cleveland hit a franchise record 33 first-inning home runs, tied with the Yankees for the A.L. lead in 2018...Home Runs by Count: 0-0: 29...0-1: 18...0-2: 4...1-0: 30...1-1: 29...1-2: 9...2-0: 9...2-1: 14...2-2: 31...3-0: 2...3-1: 13...3-2: 28.

INSTANT REPLAY: In the fifth season of MLB Instant Replay, the Indians were successful in 16 of the team's 38 total challenges (42.1%) for 2018...Cleveland had 34 challenges in 2017.

INTERLEAGUE PLAY: Cleveland went 12-8 (.600) against the National League, going 5-5 at home with the DH and 7-3 on the road...matched Cleveland's 4th-highest win total in the history of Interleague Play (since 1997)...was T4th-highest Interleague win pct. in A.L., T8th-highest in Majors...the Indians outscored N.L. opponents by a 97-77 (+20) margin...offense averaged 4.85 runs-per-game, batting .261 (174-666) with 25 HR, a .761 OPS (.332OBP/.429 SLG), while pitching staff registered a 3.67 ERA (71 ER/174.0 IP), 6th-lowest in the A.L...Cleveland is 201-202 all-time in Interleague Play (1997-2018), going 112-88 vs. N.L. teams at home and 89-114 on the road in N.L. parks.

LINEUPS: Cleveland used 106 different batting orders in 162 games (down from 131 in 2017), including those used in Interleague Play when pitchers bat...most frequently used lineup was filled out 13 times by **TERRY FRANCONA** in 2018, this after the Tribe's most common order was used only five times in 2017.

MOST FREQUENTLY USED LINEUPS BY CLEVELAND, 2018

No.	Batting Order
13	Lindor-Brantley-Ramirez-Encarnacion-Alonso-Cabrera-Kipnis-Gomes-Allen
9	Lindor-Brantley-Ramirez-Encarnacion-Alonso-Cabrera-Kipnis-Perez-Allen
6	Lindor-Kipnis-Ramirez-Brantley-Encarnacion-Alonso-Gomes-Naquin-Zimmer
4	Lindor-Kipnis-Ramirez-Brantley-Encarnacion-Alonso-Perez-Naquin-Zimmer
4	Lindor-Brantley-Ramirez-Encarnacion-Donaldson-Alonso-Cabrera-Gomes-Kipnis
4	Lindor-Brantley-Ramirez-Encarnacion-Guyer-Alonso-Gomes-Kipnis-Davis

The Indians also used 93 different lineups relative to defensive position (excluding pitchers)...Cleveland used 118 different defensive lineups in 2017.

MOST FREQUENTLY USED DEFENSIVE LINEUPS BY CLEVELAND, 2018

No. Defensive Alignment

13	(C) Gomes (1B) Alonso (2B) Kipnis (3B) Ramirez (SS) Lindor (LF) Brantley (CF) Allen (RF) Cabrera (DH) Encarnacion
9	(C) Perez (1B) Alonso (2B) Kipnis (3B) Ramirez (SS) Lindor (LF) Brantley (CF) Allen (RF) Cabrera (DH) Encarnacion
7	(C) Gomes (1B) Alonso (2B) Kipnis (3B) Ramirez (SS) Lindor (LF) Brantley (CF) Davis (RF) Guyer (DH) Encarnacion
7	(C) Gomes (1B) Alonso (2B) Kipnis (3B) Ramirez (SS) Lindor (LF) Brantley (CF) Allen (RF) Naquin (DH) Encarnacion
6	(C) Gomes (1B) Alonso (2B) Kipnis (3B) Ramirez (SS) Lindor (LF) Brantley (CF) Zimmer (RF) Naquin (DH) Encarnacion
5	(C) Perez (1B) Alonso (2B) Kipnis (3B) Ramirez (SS) Lindor (LF) Brantley (CF) Zimmer (RF) Naquin (DH) Encarnacion

MONTHLY RECORDS: Records by month...March: 1-1, April: 14-11, May: 15-13, June: 14-12, July: 14-11, August: 19-9, September: 14-14...**Cleveland had a .500-or-better record in every month for the first time since 1996...**went 19-9 in August for a second consecutive season...the Indians have posted a 110-62 (.640) record in Sept./Oct. games played since start of 2013, the best such winning pct. in Majors over that span.

2018 CLEVELAND INDIANS SEASON IN REVIEW

PINCH-HITTING: Cleveland pinch-hitters batted .241 (21-87), 4th-highest in the A.L. & 7th-highest in the Majors... signaled the club's highest pinch-hit avg. since 2012 (.261, 18-69)...**BRANDON GUYER** held the team lead with 4 pinch-hits (.211, 4-19) and 5 pinch-RBI, T3rd-most pinch-RBI in the A.L. behind Chicago-AL's **Daniel Palka** (11) and Boston's **Brock Holt** (7)...the Tribe hit a pair of pinch-hit home runs in 2018: Guyer on July 27 at Detroit (3-run, D. Stumpf) & **JASON KIPNIS** on Sept. 1 vs. Tampa Bay (solo, C Roe).

PITCHING: Cleveland's pitching staff registered a 3.77 ERA (611ER/1457.1IP), 4th-lowest in the A.L. behind Houston (3.11), Tampa Bay (3.74) and Boston (3.75), also 9th-lowest in the Majors...marked the sixth consecutive season for Cleveland to post a sub-4.00 ERA, the longest such stretch for the Indians since 1963-70 (8 straight)...staff paced the A.L. with 17 shutouts, 2nd-most in the Majors behind only Chicago-NL (18)...staff also ranked among MLB leaders in walks allowed (2nd-fewest, 407), OBP (4th, .300) and strikeouts (5th, 1544)... team's longest scoreless-inning streak was 19.0 frames, twice: April 8-10 & June 20-23...longest individual scoreless streaks by a starter/reliever, respectively, were owned by **COREY KLUBER** (19.1IP, July 29-Aug. 9) and **NEIL RAMIREZ** (15.1IP, May 28-July 6)...staff posted a 4.00 ERA prior to All-Star break (6th-lowest in A.L.) before posting a 3.44 ERA in the second half (2nd-lowest in A.L., 3rd in MLB)...starters had 3.46 ERA in first half compared to bullpen's 5.28 ERA, as well as a 3.28 ERA after the All-Star break compared to bullpen's 3.75 ERA...**Starters:** Indians rotation combined to go 76-42 (.644) with a 3.39 ERA, 2nd-lowest in the A.L. and 3rd in the Majors behind Houston (3.16) and Los Angeles-NL (3.19)...rotation's 76 wins comfortably led the Majors for a second straight season, as Cleveland was one of only two teams in the Majors, along with Houston, to have five different pitchers record 10+ wins each in 2018, doing so for a third consecutive season (10th time since 1913; first time in 3 straight seasons)... rotation recorded franchise-record 1066 strikeouts for second straight year, 2nd-most in A.L. and Majors behind Houston (1101)...Tribe used just seven different starters for a second straight season...staff's 993.2 IP were most in the Majors (6.0+IP-per-start)...**Relievers:** The Indians bullpen went 15-29 (.341) with a 4.60 ERA, 3rd-highest in A.L. and 6th-highest in Majors - this after posting a Major League-low 2.89 ERA in 2017...marked the first time in six seasons of Francona's tenure for the club's relief ERA to be outside range of 2.89-3.62...bullpen was used in 157 of the team's 162 games, though Tribe relievers logged a MLB-low 463.2 innings...relievers allowed just 26.7% (65 of 243) of inherited runners to score (3rd in A.L., 7th in MLB)...pen converted 6th-highest save pct. in the A.L. (70.7%, 41-for-58), T8th-highest in the Majors; 58 save opp's were 5th-fewest in the A.L.; 41 saves ranked 8th in A.L...bullpen's 78 HR's allowed were 5th-most in the A.L., 7th-most in Majors and most in franchise history for a single season, surpassing 2004 (77) - this after being tied for fewest relief home runs (48) allowed in MLB during the 2017 season.

PLAYERS USED/ROOKIES: Cleveland had 49 different players appear in a game for the club in 2018...totals from previous five seasons: 2013 (49), 2014 (47), 2015 (49), 2016 (49), 2017 (41)...the Indians had a break-out of 23 position players and 26 pitchers (excluding one pitching appearance by **BRANDON GUYER**)...club had five different rookies see action, including: **GREG ALLEN, SHANE BIEBER, ADAM CIMBER, ERIC HAASE & ADAM PLUTKO**...two of those players made their MLB debuts with Cleveland in 2018: Bieber & Haase.

RUN DIFFERENTIAL: Cleveland posted the 5th-highest run differential in the Majors at +170, 4th-highest in the A.L. behind Houston (+263), Boston (+229) & New York-AL (+182)...the Tribe had a +392 run diff. in the team's 91 wins (612-220) and a -222 run diff. in the 71 losses (206-428)...Cleveland featured one of the most productive offenses in baseball, as club scored exactly 818 runs for a second consecutive season, 3rd-most in the A.L. and Majors behind only Boston (876), New York-AL (851)...meanwhile, Cleveland's pitching staff allowed 648 runs, 4th-fewest in the A.L. and 7th-fewest in the Majors.

SERIES RECORDS: Cleveland went 25-18-10 across 53 series, as the club finished 15-8-4 at Progressive Field and 10-10-6 on the road...Cleveland went 26-27 in series openers and 37-16 in series finales, going 13-7 in rubber games; Tribe also went 20-4 in intradivisional series finales...the Indians went 3-2-6 in 11 four-game series...the Indians recorded 8 separate series sweeps, incl. two (2) two-gamers, five (5) three-gamers & one (1) four-gamer... Tribe was swept two times: one (1) one-gamer and one (1) 3-gamer.

SPRING TRAINING: The Indians finished Spring Training with a Cactus League record of 19-13-3 (.594) across 35 games, marking their fifth winning spring campaign in their last six seasons...the Tribe belted an MLB-best 61 home runs this spring, the highest total by any club since MLB began digitally recording Spring Training stats in 2006... Cleveland also plated 225 runs, their best mark since returning to Arizona in 2009, which led the Majors...the Indians pitching staff paced the Cactus League with 319 strikeouts (2nd in MLB)...**YONDER ALONSO** batted .375 (21-56), tying for the MLB lead with 7 home runs - the most by any Indians batter since their move back to Arizona; Alonso's .375 avg. ranked 7th in the Majors (min. 50 AB)...**JASON KIPNIS** homered six times in his first six contests of the spring and finished with a .346 avg. (18-52)...**TREVOR BAUER** led MLB in both innings pitched (29.1) and strikeouts (39), recording the most punchouts by an Indians pitcher in the Goodyear Era...**COREY KLUBER** went 4-0 with a 2.29 ERA (5ER/19.2IP) in 5 spring starts, fanning 25 batters, T2nd-most in the Cactus League; **MIKE CLEVINGER** (2-0, 3.79ERA) also finished with 25 strikeouts.

2018 CLEVELAND INDIANS SEASON IN REVIEW

TIME OF GAME: Cleveland's average time of game in 2018 was 3:03 overall (29,721 min/162 G) and 2:58 for 9-inning regulation contests (26,278 min/148 G), down from 3:06 and 3:05, respectively, for the 2017 season...the Indians played 13 extra-inning games...club's longest 9-inning game lasted 3 hours & 56 minutes on April 30 vs. Texas; longest extra-inning contest came in a 16-inning affair on April 18 at Minnesota that lasted 5 hours and 13 minutes...club's shortest game of at least 9.0IP lasted 2 hours and 17 minutes on August 18 vs. Baltimore...Tribe played a 6-inning, 1:47 contest on July 23 vs. Pittsburgh.

WALK-OFF WINS: Cleveland posted seven (7) walk-off wins at Progressive Field...three of the seven walk-off wins took place in extra-innings...four of the seven came against A.L. Central opponents...five different players contributed walk-off plate appearances, including GREG ALLEN, who joined TYLER NAQUIN (2 in 2016) as the second Indians rookie in the past three seasons to collect multiple walk-off hits in the same season...the Indians suffered 13 walk-off losses on the road in 2018.

WALK-OFF WINS BY CLEVELAND IN 2018 (7)

Date	Opponent	Score (Inn.)	Final Play
April 8	vs. KC	3-1 (9)	Gomes 2-run HR
May 27	vs. HOU	10-9 (14)	G. Allen solo HR
Aug. 8	vs. MIN	5-2 (9)	Lindor 3-run HR
Aug. 9	vs. MIN	5-4 (9)	Brantley RBI-single
Sept. 19	vs. CWS	4-1 (9)	Kipnis grand slam
Sept. 22	vs. BOS	5-4 (11)	Brantley RBI-single
Sept. 23	vs. BOS	4-3 (11)	G. Allen RBI-single

2018 MAJOR LEAGUE STANDINGS

AMERICAN LEAGUE

CENTRAL	W	L	PCT	GB
CLEVELAND	91	71	.562	-
Minnesota	78	84	.481	13.0
Detroit	64	98	.395	27.0
Chicago-AL	62	100	.383	29.0
Kansas City	58	104	.358	33.0
EAST	W	L	PCT	GB
Boston	108	54	.667	-
*New York-AL	100	62	.617	8.0
Tampa Bay	90	72	.556	18.0
Toronto	73	89	.451	35.0
Baltimore	47	115	.290	61.0
WEST	W	L	PCT	GB
Houston	103	59	.636	-
*Oakland	97	65	.599	6.0
Seattle	89	73	.549	14.0
Los Angeles-AL	80	82	.494	23.0
Texas	67	95	.414	36.0

* Wild Card Winner

AL WILDCARD	W	L	PCT	GB
New York-AL	100	62	.617	-
Oakland	97	65	.599	-
Tampa Bay	90	72	.556	7.0
Seattle	89	73	.549	8.0

NATIONAL LEAGUE

CENTRAL	W	L	PCT	GB
Milwaukee	96	67	.589	-
*Chicago-NL	95	68	.583	1.0
St. Louis	88	74	.543	7.5
Pittsburgh	82	79	.509	13.0
Cincinnati	67	95	.414	28.5
EAST	W	L	PCT	GB
Atlanta	90	72	.556	-
Washington	82	80	.506	8.0
Philadelphia	80	82	.494	10.0
New York -NL	77	85	.475	13.0
Miami	63	98	.391	26.5
WEST	W	L	PCT	GB
Los Angeles	92	71	.564	-
*Colorado	91	72	.558	1.0
Arizona	82	80	.506	9.5
San Francisco	73	89	.451	18.5
San Diego	66	96	.407	25.5

2018 MISCELLANEOUS STATISTICS

CLEVELAND TEAM BATTING

Runs, Game	19
Runs, Inning	10
Most Hits, Game (9 inn.)	21
Most Hits, Game (Extras)	17
Fewest Hits, Game	1
Hits, Inning	9
Doubles	11
Triples	2
Home Runs	5
Home Runs, Both Clubs	8
Consecutive Games w/HR	10
Consecutive Games 0HR	4
Consecutive Scoreless Innings	23
Extra-Base Hits	13
Fewest Extra-Base Hits	0
Total Bases	40
Stolen Bases	4
Stolen Bases, Allowed	4
Walks (9 inn.)	10
Walks (Extras)	8
Strikeouts (9 inn.)	14
Strikeouts (Extras)	15
Left On Base (9 inn.)	14
Left On Base (extra IP)	13

CLEVELAND INDIVIDUAL BATTING

Most Runs	4	3x, Cabrera, August 26 at KC
Most Hits	4	9x, Lindor, Sept. 6 at TOR
Most Doubles	3	Brantley, May 3 vs. TOR (G1, 11IP)
Most Triples	1	several
Most Home Runs	3	Encarnacion, May 2 vs. TEX
Most Extra-Base Hits	4	2x, Lindor, 5/12 vs. KC & 5/31 at MIN
Most Total Bases	12	3x, last Lindor, May 31 at MIN
Most Runs Batted In	7	Lindor, July 2 at KC
Most Stolen Bases	3	Davis, June 8 vs. MIL
Most Caught Stealing	2	Davis, May 3 vs. TOR (G1)
Most Walks	4	3x, Donaldson, Sept. 26 at CWS
Most Strikeouts	4	6x, Encarnacion, Sept. 21 vs. BOS
Hit Streak	19	Brantley, May 9-30
Consecutive Games w/HR	3	6x, last Cabrera, August 20-22
Errors	2	4x, Donaldson, Sept. 25 at CWS

CLEVELAND TEAM PITCHING

Most Innings Pitched (extra IP)	15.0	April 19 at MIN (16IP @PR)
Most Hits Allowed (9-inning)	18	Sept. 8 at TOR
Most Runs Allowed (9-inning)	13	April 3 at LA Angels
Most Runs Allowed (inning)	7	2x, last July 10 vs. CIN (9th inning)
Most Earned Runs (9-inning)	13	April 3 at LA Angels
Most Home Runs Allowed	5	April 3 at LA Angels
Most Walks Allowed (9-inning)	7	July 10 vs. CIN
Most Strikeouts (9-inning game)	16	3x, Sept. 10 at TB
Most Hits Allowed (extra IP)	17	2x, July 20 at TEX (11IP)
Most Runs Allowed (extra IP)	13	May 3 vs. TOR (G1, 11IP)
Most Earned Runs (extra IP)	13	May 3 vs. TOR (G1, 11IP)
Most Walks Allowed (extra IP)	9	May 3 vs. TOR (G1, 11IP)
Most Strikeouts (extra IP)	20	Sept. 7 at TOR (11IP)
Fewest Hits Allowed, Game	2	7x, Sept. 15 vs. DET
Fewest Walks	0	13x, Sept. 16 vs. DET
Consec. Scoreless IP (team)	19	2x, last June 20-23

CLEVELAND INDIVIDUAL PITCHING

Innings, Starter	9.0	4x, last Corey Kluber, August 4 vs. LAA
Fewest Innings, Starter	1.1	2x, Bauer, Sept. 21 vs. BOS
Innings, Reliever	4.2	Bieber, Sept. 21 vs. BOS
Consec. Scoreless IP (starter)	19.1	Kluber, July 29-Aug. 9
Consec. Scoreless IP (relief)	15.1	Ramirez, May 28-July 6
Consec. Scoreless Apps (relief)	17	Ramirez, May 28-July 6
Winning Streak, Starter	5	4x, last Bauer, July 4-Aug. 11 (current)
Winning Streak, Reliever	2	Several
Losing Streak	5	Tomlin, 4/3-July 7
Strikeouts, Starter	14	2x, Carrasco, Sept. 7 at TOR (11IP)
Strikeouts, Reliever	8	Carrasco, Sept. 25 at CWS
Walks, Starter	6	Clevinger, August 13 at CIN
Walks, Reliever	4	Carrasco, Sept. 25 at CWS
Runs Allowed, Starter	8	Tomlin, April 3 at LA Angels
Earned Runs Allowed, Starter	8	Tomlin, April 3 at LA Angels
Hits Allowed, Starter	11	Bauer, May 11 vs. KC
Home Runs Allowed, Starter	4	2x, Tomlin, April 24 vs. CHC
Pitches	127	Bauer, May 27 vs. HOU (14IP)
Consec. Save Conversions	15	Allen, May 19-July 15

CLEVELAND MISCELLANEOUS

Winning Streak	7	June 17-24
Losing Streak	4	3x, August 22-25
Longest Game, Innings	16	April 18 at MIN (@PR)
Longest Game, Time, 9 IP	3:56	April 30 vs. TEX
Longest Game, Time, Xtra	5:13	April 18 at MIN (16IP @PR)
Shortest Game, Time, 9 IP	2:17	April 18 vs. BAL
Largest Crowd, Home	35,353	July 14 vs. NYY
Largest Crowd, Road	47,149	March 29 at SEA
Winning Margin	15	2x, Sept. 15 vs. DET (15-0)
Losing Margin	11	April 3 at LA Angels (2-13)
Largest Deficit Overcome in Win	5	May 27 vs. HOU (14IP, 3-8, 9th inning)
Largest Lead Blown in Loss	5	2x, May 15 at DET (8-3)
Team Errors	3	3x, last Sept. 25 at CWS
Double Plays Turned (team), 9IP	4	2x, Sept. 21 vs. BOS
Double Plays Turned (team), Xtra	1	April 4 at LA Angels
Double Plays Hit Into (team)	4	May 28 vs. CWS

STARTS BY BATTING ORDER

	1	2	3	4	5	6	7	8	9
G. ALLEN	5	2	-	-	-	1	2	11	48
Y. ALONSO	-	-	-	13	77	36	6	-	-
B. BARNES	-	-	-	-	-	1	-	1	-
M. BRANTLEY	-	116	-	21	4	-	-	-	-
M. CABRERA	-	-	1	-	10	46	14	1	-
L. CHISENHALL	-	-	-	1	4	10	5	3	1
R. DAVIS	4	3	-	-	2	2	4	6	26
Y. DIAZ	-	4	1	10	3	7	1	-	-
J. DONALDSON	-	-	1	1	12	-	-	-	-
E. ENCARNACION	-	-	-	112	25	-	-	-	-
Y. GOMES	-	-	-	2	14	47	42	1	-
E. GONZALEZ	-	-	-	-	-	-	2	8	20
B. GUYER	-	-	-	-	20	10	8	4	6
E. HAASE	-	-	-	-	-	-	1	-	1
J. KIPNIS	-	36	1	-	3	29	52	16	7
F. LINDOR	153	-	1	4	-	-	-	-	-
L. MARTIN	-	-	-	-	-	1	-	-	3
F. MEJIA	-	-	-	-	-	1	-	-	-
T. NAQUIN	-	-	-	-	-	4	7	28	8
R. PEREZ	-	-	-	-	-	-	12	35	8
J. RAMIREZ	-	-	157	-	-	-	-	-	-
A. ROSALES	-	-	-	-	-	-	-	-	3
B. ZIMMER	-	1	-	-	-	-	1	7	20
PITCHERS	-	-	-	-	-	-	-	-	10

STARTS BY POSITION

	C	1B	2B	3B	SS	LF	RF	CF	DH
G. ALLEN	-	-	-	-	-	-	4	65	-
Y. ALONSO	-	131	-	-	-	-	-	-	1
B. BARNES	-	-	-	-	-	-	1	1	-
M. BRANTLEY	-	-	-	-	-	134	-	-	7
M. CABRERA	-	-	-	-	-	4	65	-	3
L. CHISENHALL	-	-	-	-	-	-	24	-	-
R. DAVIS	-	-	-	-	-	14	-	33	-
Y. DIAZ	-	6	5	-	-	-	-	-	15
J. DONALDSON	-	-	-	12	-	-	-	-	2
E. ENCARNACION	-	22	-	-	-	-	-	-	115
Y. GOMES	105	-	-	-	-	-	-	-	1
E. GONZALEZ	-	3	15	7	5	-	-	-	-
B. GUYER	-	-	-	-	-	6	39	2	1
E. HAASE	2	-	-	-	-	-	-	-	-
J. KIPNIS	-	-	129	-	-	-	-	14	1
F. LINDOR	-	-	-	-	157	-	-	-	1
L. MARTIN	-	-	-	-	-	-	-	4	-
F. MEJIA	-	-	-	-	-	-	-	-	1
T. NAQUIN	-	-	-	-	-	4	29	14	-
R. PEREZ	55	-	-	-	-	-	-	-	-
J. RAMIREZ	-	-	16	137	-	-	-	-	4
A. ROSALES	-	2	1	-	-	-	-	-	-
B. ZIMMER	-	-	-	-	-	-	-	29	-

LINE-UPS USED: 105 IN 162 GAMES

SCORE BY INNINGS

	1	2	3	4	5	6	7	8	9	10+
Cleveland(818)	115	85	78	123	87	103	70	82	67	8
Opponents(648)	75	67	51	67	66	74	77	75	78	18

RECORD BY DAY OF WEEK

	Record	RECORD BY MONTH
Monday	12-7	March/April 15-12
Tuesday	14-11	May 15-13
Wednesday	18-6	June 14-12
Thursday	8-8	July 14-11
Friday	11-15	August 19-9
Saturday	12-14	September 14-14
Sunday	16-10	

CATCHING BREAKDOWN

	G/GS	Record	cERA	IP	ER	CS	SBA	CS%	PB
GOMES	111/105	55-50	3.83	948.2	404	18	67	26.9	6
PEREZ	58/55	35-20	3.76	476.2	199	9	36	25.0	3
HAASE	7/2	1-1	2.25	32.0	8	-	5	-	0

2018 MISCELLANEOUS STATISTICS

TRIBE AT A GLANCE

Overall Record.....	91-71
Standing in A.L. Central.....	1st, +13.0G
Days in 1st (2/34-5).....	168 (10-71-0)
Largest 1st-place Lead.....	16.5G (9/8)
Largest 1st-place Deficit.....	2.0G (4/5)
Most G Above 500-21G (8/21: 73-52)	
Most G Below 500.....	2G (4/7: 3-5)
Times at .500.....	12 (5/26: 25-25)
Current Streak.....	W1
Following a Win.....	47-43
Following a Loss.....	44-27
Last 5 games.....	3-2
Last 10 games.....	6-4
Last 15 games.....	9-6
Last 20 games.....	10-10
Longest W' Streak.....	7 (6/17-8/24)
Longest L' Streak.....	4 (3x, 8/22-8/26)
Come-from-Behind Wins.....	32
Losses After Holding Lead.....	36
Team Saves.....	41-for-58 (71%)
Record Before All-Star Break.....	52-43
Record After All-Star Break.....	39-28
Home Record.....	49-32
Road Record.....	42-39
Day Games.....	36-23
Night Games.....	55-48
vs. Opp. At-or-Above .500.....	27-36
vs. Opp. Below .500.....	64-35
CLE scores first.....	65-29
Opp. scores first.....	26-42
CLE out-hits Opp.....	65-10
CLE Opp. hits even.....	19-55
CLE 3-or-fewer runs.....	7-6
CLE 4-or-more runs.....	74-30
CLE 5-or-more runs.....	62-9
CLE 6 hits-or-fewer.....	10-19
CLE 6-9 hits.....	35-38
CLE 10-or-more hits.....	46-14
CLE hits home run(s).....	75-41
CLE does not homer.....	16-30
CLE allows home run(s).....	45-64
No HR by Opp.....	46-7
CLE charged with error(s).....	28-32
CLE no error(s).....	63-39
CLE starter goes 6.0+IP.....	74-39
Players Used (Pitchers).....	49 (27)
Avg. Time-of-Game (Overall).....	3:03
29/21 min/162 G	
Avg. Time-of-Game (9.0IP).....	2:58
26/27 min/148 G	
CLE challenges overturned 16 of 37	

vs. AL: CENTRAL WEST EAST				
79-63	49-27	14-18	16-18	
vs. NL: Central West East				
12-8	12-8	0-0	0-0	
In Series: Home Road Total				
Overall	15-8-4	10-10-6	25-18-10	
Openers	13-14	13-13	26-27	
Finale	21-6	16-10	37-16	
Rubber	8-3	4-4	13-7	
Lead after: Home Road Total				
6 inn.	43-6	37-4	80-10	
7 inn.	43-3	39-2	82-5	
8 inn.	43-1	41-4	84-5	
Trail after: Home Road Total				
6 inn.	2-18	0-26	2-44	
7 inn.	2-25	0-30	2-55	
8 inn.	2-27	0-27	2-54	
Tied after: Home Road Total				
6 inn.	4-7	5-10	9-17	
7 inn.	4-3	3-7	7-10	
8 inn.	4-3	1-8	5-11	
7th-or-later11-16 7-17 18-33				
Final AB 10-5 2-13 12-18				
Extra-Innings3-4 1-5 4-9				
One-run G's11-8 11-16 22-24				
Walk-offs 7 13 7-13				
vs. RH starter37-21 32-29 69-50				
vs. LH starter12-11 10-10 22-21				

HOME RUN BREAKDOWN

At Home.....	107	Solo.....	130	3-run.....	24
On the Road.....	109	2-run.....	51	Grand Slams.....	11
2-HR GAMES(14)		3-HR GAMES(1)		GRAND SLAMS(11)	
Lindor.....	6	Encarnacion.....	1	Brantley.....	2
Encarnacion.....	3			Alonso.....	2
Ramirez.....	3			Guyver.....	1
Alonso.....	2			Encarnacion.....	1
				Lindor.....	1
				Gomes.....	1
				Cabrera.....	1
				Kipnis.....	1
				Donaldson.....	1
LEADOFF HR(9)		PINCH-HIT HR(2)		WALK-OFF HR(4)	
Lindor.....	9	Guyver.....	1	Lindor.....	1
		Kipnis.....	1	Gomes.....	1
				Allen.....	1
				Kipnis.....	1

BACK-TO-BACK HR(9)

4/17 @MIN	Ramirez & Brantley (6th)
4/27 vs. SEA	Brantley/Encarnacion(1st)
4/27 vs. SEA	Alonso/Gomes (6th)
5/30 vs CWS	Ramirez/Encarnacion(4th)
6/27 @STL	Encarnacion/Chisenhall(2nd)
8/11 @CWS	Ramirez/Brantley (6th)
9/14 vs. DET	Encarnacion/Donaldson(6th)
9/15 vs. DET	Lindor/Brantley(1st)
9/20 vs. CWS	Lindor/Brantley(3rd)

RBI BREAKDOWN

GO-AHEAD RBI		GAME-TYING RBI		2-OUT RBI	
Jose Ramirez.....	33	Michael Brantley.....	7	Edwin Encarnacion.....	41
Edwin Encarnacion.....	19	Jose Ramirez.....	7	Jose Ramirez.....	37
Francisco Lindor.....	18	Francisco Lindor.....	5	Yonder Alonso.....	30
Yonder Alonso.....	18	Edwin Encarnacion.....	5	Jason Kipnis.....	27
Michael Brantley.....	16	Yonder Alonso.....	5	Michael Brantley.....	23
Yan Gomes.....	10	Brandon Guyver.....	3	Yan Gomes.....	13
Jason Kipnis.....	9	Melky Cabrera.....	2	Melky Cabrera.....	15
Melky Cabrera.....	6	Greg Allen.....	2	Brandon Guyver.....	12
Greg Allen.....	5	Yan Gomes.....	2	Greg Allen.....	10
Brandon Guyver.....	3	Josh Donaldson.....	2	Roberto Perez.....	8
Lonnie Chisenhall.....	3	Yandy Diaz.....	2	Erik Gonzalez.....	7
Tyler Naquin.....	2	Tyler Naquin.....	1	Yandy Diaz.....	6
Yandy Diaz.....	2	Rajai Davis.....	1	Tyler Naquin.....	5
Leony's Martin.....	2	Roberto Perez.....	1	Lonnie Chisenhall.....	3
Bradley Zimmer.....	2	Greg Allen.....	1	Rajai Davis.....	3
Roberto Perez.....	2			Josh Donaldson.....	1
Eric Haase.....	1			Adam Rosales.....	1
				Leony's Martin.....	1

OPPONENT BATTING

Fewest Hits, Game.....	2	7 times, last Sept. 15 vs. Detroit
Doubles.....	8	Sept. 8 at Toronto
Triples.....	2	Sept. 12 at Tampa
Home Runs.....	5	April 3 at LA Angels
Extra-Base Hits.....	11	Sept. 8 at Toronto
Total Bases.....	35	Sept. 8 at Toronto

PITCHING MISCELLANEOUS

	Games	Record	ERA	Rank	IP	Hits	ER	BB	SO
Starting P	162	76-42	3.39	2nd	993.2	893	374	244	1066
Relief P	157	15-29-41	4.60	13th	463.2	456	237	163	478

BULLPEN PERFORMANCE (note: relief appearances only)

	GAMES	-FIRST RETIRED-			SV/OPP	SV%	-INHERITED RUNNERS-			CS/ATT	CS%
		FACED	RETIRE%	*AVG v FB			Scored(%)	*GB/FB(Ratio)			
ALLEN, C	70	70	44 (62.9%)	267 (16/60)	27/32	84.4%	24	7(29.2%)	51/77 (0.66)	0/2	0.0%
BAUER, T	1	1	1 (100.0%)	0.00 (0/1)	1/1	100.0%	-	-	7/3 (2.33)	0/1	0.0%
BELISLE, M	8	8	6 (75.0%)	2.50 (2/8)	0/1	0%	2	0	16/11 (1.45)	0/1	0.0%
BELIVEAU, J	9	9	4 (44.4%)	4.29 (3/7)	1/1	100%	7	2 (28.6%)	9/7 (1.29)	0/1	0.0%
BIEBER, S	1	1	0 (0.0%)	1.00 (1/1)	0/0	0	0	0	14/3 (4.67)	0/0	0.0%
CIMBER, A	28	28	13 (46.4%)	5.00 (13/26)	0/1	20	20	9 (45.0%)	47/123 (9.2)	0/1	0.0%
DRAKE, O	4	4	4 (100.0%)	0.00 (0/4)	0/0	1	0	0	5/5 (1.00)	0/0	0.0%
EDWARDS, J	9	9	7 (77.8%)	1.25 (1/8)	0/0	0	0	0	11/8 (1.38)	0/0	0.0%
GOODY, N	12	12	6 (50.0%)	4.55 (5/11)	0/1	3	3	1 (33.3%)	12/17 (0.71)	0/0	0.0%
HAND, B	28	28	13 (46.4%)	4.09 (9/22)	8/10	80%	8	2 (25.0%)	24/20 (1.20)	0/0	0.0%
KONTOS, G	6	6	5 (83.3%)	1.67 (1/6)	0/0	2	0	0	11/3 (3.67)	0/1	0.0%
MARSHALL, E	10	10	7 (70.0%)	3.00 (3/10)	0/1	4	4	3 (75.0%)	13/2 (6.50)	0/0	0.0%
McALLISTER, Z	41	41	35 (85.4%)	1.28 (5/39)	0/1	18	18	6 (33.3%)	52/42 (1.24)	0/6	0.0%
MILLER, A	37	36	23 (63.9%)	2.07 (6/29)	2/5	40%	17	3 (17.6%)	42/26 (1.62)	0/1	0.0%
OGANDO, A	1	1	1 (100.0%)	0.00 (0/1)	0/0	0	0	0	1/1 (1.00)	0/0	0.0%
OLSON, T	43	43	30 (69.8%)	2.31 (9/39)	0/0	21	21	4 (19.0%)	28/18 (1.56)	0/1	0.0%
OTERO, D	61	61	44 (72.1%)	2.62 (16/61)	1/3	33%	29	9 (31.0%)	119/34 (3.50)	0/0	0.0%
PEREZ, O	51	51	43 (84.3%)	1.25 (6/48)	0/0	43	43	4 (9.3%)	31/24 (1.29)	2/5	40.0%
PLUTKO, A	5	5	3 (60.0%)	4.00 (2/5)	1/1	100%	3	3 (100.0%)	8/15 (0.53)	0/0	0.0%
RAMIREZ, N	47	47	30 (63.8%)	2.44 (10/41)	0/1	29	29	7 (24.1%)	38/46 (0.83)	1/13	7.7%
RZEPczynski,	5	5	1 (20.0%)	7.50 (3/4)	0/0	4	4	1 (25.0%)	5/1 (5.00)	0/1	0.0%
TAYLOR, BEN	6	6	3 (50.0%)	4.00 (2/5)	0/0	4	4	2 (50.0%)	8/6 (1.33)	0/0	0.0%
TOMLIN, JOSH	23	23	13 (56.5%)	3.64 (8/22)	0/0	5	5	2 (40.0%)	34/37 (0.92)	0/1	0.0%
Bullpen Totals	508	507	338(66.7%)	.263 (121/460)	41/58	70.7%	243	65(26.7%)	592/419(1.41)	3/34	8.8%

*per STATS LLC

2018 SEASON IN REVIEW

2018 INDIANS DAY-BY-DAY

GAME	DATE	OPP	WL SCORE	WINNING PITCHER	LOSING PITCHER	SAVE	TOG	WL	POS	GB/A	ATTEND	HOME DATE	HOME TOTAL
1	3/29	@SEA	L, 1-2	F.Hernandez (1-0)	KLUBER (0-1)	Diaz (1)	2:35	0-1	T2nd	-1.0	47,149		
1	3/30	OFF DAY						0-1	T2nd	-1.0			
2	3/31	@SEA	W, 6-5	Carrasco (1-0)	Paxton (0-1)	Allen (1)	2:47	1-1	T2nd	-1.0	35,881		
3	4/1	@SEA	L, 4-5	Leake (1-0)	r-Otero (0-1)	Diaz (2)	2:57	1-2	3rd	-1.5	24,506		
4	4/2	@LAA	W, 6-0	Clevinger (1-0)	J.C. Ramirez(0-1)		3:25	2-2	T2nd	-0.5	43,904		
5	4/3	@LAA	L, 2-13	Richards (1-0)	Tomlin (0-1)		2:49	2-3	3rd	-0.5	35,007		
6	4/4	@LAA	L, 2-3 (13)	r-N.Ramirez(1-1)	r-McAllister (0-1)		4:28	2-4	3rd	-1.5	32,412	6	218,859
6	4/5	OFF DAY						2-4	T3rd	-2.0			
7	4/6	vKC	W, 3-2	Carrasco (2-0)	Duffy (0-2)	Allen (2)	2:41	3-4	3rd	-1.5	34,720 ^(so)	1	34,720
8	4/7	vKC	L, 0-1	Kennedy (1-0)	Bauer (0-1)	Herrera (2)	2:29	3-5	4th	-1.5	17,362	2	52,082
9	4/8	vKC	W, 3-1	r-Allen (1-0)	r-Maurer (0-2)		2:55	4-5	3rd	-1.0	14,240	3	66,322
10	4/9	vDET	W, 2-0	Kluber (1-1)	Liriano (1-1)	Miller (1)	2:39	5-5	T1st	---	9,843	4	76,165
11	4/10	vDET	W, 2-1	r-Miller (1-0)	r-A.Wilson(0-2)	Allen (3)	2:47	6-5	T1st	---	10,078	5	86,243
12	4/11	vDET	W, 5-1	CARRASCO (3-0)	r-Norris (0-1)		2:44	7-5	T1st	---	10,872	6	97,115
13	4/12	vDET	W, 9-3	Bauer (1-1)	Fulmer (1-2)		2:58	8-5	T1st	---	12,901	7	110,016
14	4/13	vTOR	L, 4-8	r-Barnes (1-0)	r-McAllister (0-2)		3:12	8-6	2nd	-0.5	25,592	8	135,608
14	4/14	vTOR	PPD. RAIN (made up May 3 at 1:10 pm ET/doubleheader)										
14	4/15	vTOR	PPD. RAIN (made up May 3 at 1:10 pm ET/doubleheader)										
14	4/16	OFF DAY						8-6	2nd	-0.5			
15	4/17	@MIN+	W, 6-1	Kluber (2-1)	Odorizzi (1-1)		3:24	9-6	1st	+0.5	19,516		
16	4/18	@MIN+	L, 1-2 (16)	r-Busenitz (1-0)	r-Tomlin (0-2)		5:13	9-7	2nd	-0.5	19,537		
16	4/19	OFF DAY						9-7	2nd	-0.5			
17	4/20	@BAL	L, 1-3	Bundy (1-2)	Bauer (1-2)	O'Day (1)	2:52	9-8	2nd	-0.5	20,004		
18	4/21	@BAL	W, 4-0	CLEVINGER (2-0)	Tillman (0-4)		2:21	10-8	1st	+0.5	29,187		
19	4/22	@BAL	W, 7-3	Kluber (3-1)	Cashner (1-3)		2:54	11-8	1st	+1.5	27,394		
20	4/23	@BAL	W, 2-1	Carrasco (4-0)	Gausman (1-2)	Allen (4)	2:21	12-8	1st	+2.5	10,614	12	345,111
21	4/24	vCHI	L, 3-10	Chatwood (1-3)	Tomlin (0-3)		3:00	12-9	1st	+2.5	16,408	9	152,016
22	4/25	vCHI	W, 4-1	Bauer (2-2)	Lester (2-1)	Allen (5)	2:50	13-9	1st	+3.0	15,712	10	167,728
23	4/26	vSEA	L, 4-5	r-Altavilla (2-2)	r-Goody (0-1)	Diaz (11)	2:46	13-10	1st	+3.0	12,133	11	179,861
24	4/27	vSEA	W, 6-5	Kluber (4-1)	Ramirez (0-2)		2:36	14-10	1st	+4.0	16,335	12	196,196
25	4/28	vSEA	L, 4-12	Leake (3-2)	Carrasco (4-1)		3:00	14-11	1st	+3.0	19,172	13	215,368
26	4/29	vSEA	L, 4-10	Gonzales (3-2)	Tomlin (0-4)		3:01	14-12	1st	+3.0	17,878	14	233,246
27	4/30	vTEX	W, 7-5	r-Allen (2-0)	r-Martin (0-1)	Beliveau (1)	3:56	15-12	1st	+4.0	12,851	15	246,097
MARCH/APR: 15-12, 1st place, 4.0 GA .227 (210-924), .297 OB%, 102 RS (3.8 RS/G) 3.59 ERA (248.1 IP, 99 ER) (+San Juan, PR)													
28	5/1	vTEX	L, 6-8 (12)	r-Claudio (1-1)	r-Goody (0-2)		4:05	15-13	1st	+3.0	16,356	16	262,453
29	5/2	vTEX	W, 12-4	Kluber (5-1)	Moore (1-4)		2:41	16-13	1st	+3.0	15,637	17	278,090
30	5/3(1)	vTOR	L, 11-13(11)	r-Mayza (1-0)	r-Olson (0-1)		4:47	16-14					
31	5/3(2)	vTOR	W, 13-4	Plutko (1-0)	Biagini (0-1)		3:11	17-14	1st	+3.5	19,008	18	297,098
32	5/4	@NYY	L, 6-7	r-Chapman (1-0)	r-Ogando (0-1)		3:22	17-15	1st	+3.5	46,869		
33	5/5	@NYY	L, 2-5	Gray (2-2)	Bauer (2-3)	Robertson(1)	2:31	17-16	1st	+2.5	43,075		
34	5/6	@NYY	L, 4-7	r-Shreve (2-0)	r-Allen (2-1)		3:05	17-17	1st	+2.0	40,107		
34	5/7	OFF DAY						17-17	1st	+1.5			
35	5/8	@MIL	L, 2-3	r-Suter (2-2)	Kluber (5-2)	Hader (5)	2:49	17-18	1st	+0.5	35,314		
36	5/9	@MIL	W, 6-2	CARRASCO (5-1)	Guerra (2-3)		2:41	18-18	1st	+1.0	26,345	17	536,821
36	5/10	OFF DAY						18-18	1st	+1.5			
37	5/11	vKC	L, 9-10	r-Keller (1-1)	r-Miller (1-1)	Herrera(8)	3:34	18-19	1st	+0.5	24,408	19	321,506
38	5/12	vKC	W, 6-2	Clevinger (3-0)	Junis (4-3)		2:31	19-19	1st	+0.5	24,587	20	346,093
39	5/13	vKC	W, 11-2	Kluber (6-2)	Duffy (1-5)		2:54	20-19	1st	+1.5	22,105	21	368,198
40	5/14	@DET	L, 3-6	Fiers (4-2)	Carrasco (5-2)		3:10	20-20	1st	+1.5	17,775		
41	5/15	@DET	L, 8-9	r-Coleman (1-0)	r-Miller (1-2)	Greene (9)	3:21	20-21	1st	+0.5	20,997		
42	5/16	@DET	W, 6-0	Bauer (3-3)	Carpenter (0-1)		2:33	21-21	1st	+1.5	24,771		
42	5/17	OFF DAY						21-21	1st	+1.5			
43	5/18	@HOU	L, 1-4	Morton (6-2)	Clevinger (3-1)	Giles (7)	2:50	21-22	1st	+1.5	35,959		
44	5/19	@HOU	W, 5-4	Kluber (7-0)	Keuchel (3-6)	Allen (6)	3:09	22-22	1st	+2.5	39,926		
45	5/20	@HOU	L, 1-3	McCullers (6-2)	Carrasco (5-3)	Giles (8)	2:48	22-23	1st	+1.5	30,770		
45	5/21	OFF DAY						22-23	1st	+1.0			
46	5/22	@CHI	W, 10-1	Bauer (4-3)	Chatwood (3-4)		3:20	23-23	1st	+1.0	37,168		
47	5/23	@CHI	W, 1-0	Plutko (2-0)	Lester (4-2)	Allen (7)	2:39	24-23	1st	+2.0	39,004	25	783,191
48	5/24	vHOU	L, 2-8	Morton (7-0)	Clevinger (3-2)		2:56	24-24	1st	+1.5	19,660	22	387,858
49	5/25	vHOU	L, 2-11	r-J.Smith (2-1)	r-Miller (1-3)		3:41	24-25	1st	+1.5	29,431	23	417,289
50	5/26	vHOU	W, 8-6	Carrasco (6-3)	McCullers (6-3)	Allen (8)	3:28	25-25	1st	+2.0	30,639	24	447,928
51	5/27	vHOU	W, 10-9(14)	r-Otero (1-1)	r-Peacock (1-2)		4:53	26-25	1st	+3.5	27,765	25	475,693
52	5/28	vCWS	W, 9-6	Plutko (3-0)	r-Volstad (0-3)		3:12	27-25	1st	+3.5	23,729	26	499,422
53	5/29	vCWS	W, 7-3	Clevinger (4-2)	Giolito (3-6)		2:58	28-25	1st	+4.5	30,441	27	529,863
54	5/30	vCWS	W, 9-1	Kluber (8-2)	Lopez (1-4)		3:09	29-25	1st	+4.5	17,930	28	547,793

(xx) - extra inning game r - relief decision PITCHER IN CAPS - complete game

2018 INDIANS DAY-BY-DAY

GAMEDATE	OPP.	W/L	SCORE	WINNING PITCHER	LOSING PITCHER	SAVE	TOG	WL	POS	GB/A	ATTEND	HOME DATE	HOME TOTAL
55	5/31 @MIN	W, 9-8	r-Olson (1-1)	r-Reed (1-4)	Allen (9)	3:29	30-25	1st	+4.5	19,148			
MAY: 15-13, 1st place, 4.5 games ahead													
.283 (875-1013), .350 OB%, 179 RS (6.4 RS/G) 4.87 ERA (255.0 IP, 138 ER)													
56	6/1 @MIN	L, 4-7	Berrios (6-5)	Carrasco (6-4)	Rodney (12)	2:39	30-26	1st	+3.5	30,171			
57	6/2 @MIN	L, 1-7	Lynn (4-4)	Bauer (4-4)		3:12	30-27	1st	+2.5	23,476			
58	6/3 @MIN	L, 5-7	r-Rodney (2-2)	r-Allen (2-2)		3:14	30-28	1st	+2.5	26,096	29	882,082	
58	6/4 OFF DAY						30-28	1st	+2.5				
59	6/5 vMIL	W, 3-2	Kluber (9-2)	Guerra (3-4)	Allen (10)	2:39	31-28	1st	+3.5	22,330	29	570,123	
60	6/6 vMIL	W, 3-1	Carrasco (7-4)	Anderson (4-5)	Allen (11)	3:23	32-28	1st	+4.5	21,315	30	591,438	
60	6/7 OFF DAY						32-28	1st	+4.0				
61	6/8 @DET	W, 4-1	Bauer (5-4)	r-Greene (2-3)	Allen (12)	2:43	33-28	1st	+5.0	21,766			
62	6/9 @DET	L, 2-4(12)	r-Saupold (4-1)	r-Allen (2-3)		3:46	33-29	1st	+4.0	27,038			
63	6/10 @DET	W, 9-2	Kluber (10-2)	Lewicki (0-2)		2:49	34-29	1st	+5.0	22,862			
64	6/11 @CWS	W, 4-0	Carrasco (8-4)	Giolito (4-7)		2:59	35-29	1st	+5.5	13,125			
65	6/12 @CWS	L, 1-5	Shields (2-7)	Plutko (3-1)	Soria (9)	2:57	35-30	1st	+5.0	12,357			
66	6/13 @CWS	L, 2-3	Covey (3-1)	Bauer (5-5)	Soria (10)	2:31	35-31	1st	+4.5	19,390			
67	6/14 @CWS	W, 5-2	Clevinger (5-2)	r-Volstad (1-4)	Allen (13)	2:52	36-31	1st	+4.5	17,183	36	1,015,803	
68	6/15 vMIN	L, 3-6	Gibson (2-4)	Kluber (10-3)	Rodney(15)	2:42	36-32	1st	+3.5	32,637	31	624,075	
69	6/16 vMIN	L, 3-9	r-Magill (2-1)	Carrasco (8-5)		2:55	36-33	1st	+2.5	30,282	32	654,357	
70	6/17 vMIN	W, 4-1	Bieber (1-0)	Odorizzi(3-4)	Allen (14)	3:03	37-33	1st	+2.5	27,128	33	681,485	
71	6/18 vCWS	W, 6-2	Bauer (6-5)	Covey (3-2)		3:02	38-33	1st	+3.0	17,271	34	698,756	
72	6/19 vCWS	W, 6-3	Clevinger (6-2)	Rodón (0-2)	Allen (15)	2:46	39-33	1st	+4.0	20,394	35	719,150	
73	6/20 vCWS	W, 12-0	Kluber (11-3)	Lopez (2-5)		3:06	40-33	1st	+5.0	23,101	36	742,251	
73	6/21 OFF DAY						40-33	1st	+5.0				
74	6/22 vDET	W, 10-0	Bieber (2-0)	Fiers (5-4)		2:43	41-33	1st	+6.0	30,926	37	773,177	
75	6/23 vDET	W, 4-1	Bauer (7-5)	Liriano (3-3)	Allen (16)	2:51	42-33	1st	+7.0	34,435 ^(so)	38	807,612	
76	6/24 vDET	W, 12-2	Plutko (4-1)	Boyd (4-6)		2:55	43-33	1st	+8.0	31,208	39	838,820	
77	6/25 @STL	L, 0-4	Gant (2-2)	Clevinger (6-3)	Norris (15)	2:48	43-34	1st	+7.5	42,007			
78	6/26 @STL	L, 2-11	Martinez (4-4)	Kluber (11-4)		2:53	43-35	1st	+7.5	40,288			
79	6/27 @STL	W, 5-1	Bieber (3-0)	Flaherty (3-3)		2:56	44-35	1st	+8.5	43,598			
79	6/28 OFF DAY						44-35	1st	+8.0				
80	6/29 @OAK	L, 1-3	Blackburn (2-2)	Bauer (7-6)	Treinen(21)	2:50	44-36	1st	+8.0	14,823			
81	6/30 @OAK	L, 2-7	Jackson (1-0)	Plutko (4-2)	Trivino(3)	2:50	44-37	1st	+8.0	17,748			
JUNE: 14-12, 1st place, 8.0 games ahead													
.241 (209-869), .316 OB%, 113 RS (4.3 RS/G) 3.28 ERA (227.2 IP, 83 ER)													
82	7/1 @OAK	W, 15-3	Clevinger (7-3)	Montas (4-2)		3:21	45-37	1st	+9.0	16,164			
83	7/2 @KC	W, 9-3	Kluber (12-4)	Junis (5-10)		2:44	46-37	1st	+9.5	18,285			
84	7/3 @KC	W, 6-4	Bieber (4-0)	Duffy (4-8)	Allen (17)	2:58	47-37	1st	+10.5	19,005			
85	7/4 @KC	W, 3-2	Bauer (8-6)	Oaks (0-2)	Allen (18)	2:49	48-37	1st	+11.5	22,001	45	1,249,722	
85	7/5 OFF DAY						48-37	1st	+11.5				
86	7/6 vOAK	W, 10-4	Carrasco (9-5)	Blackburn (2-3)		3:16	49-37	1st	+11.5	34,633 ^(so)	40	873,453	
87	7/7 vOAK	L, 3-6(11)	r-Treinen (5-1)	r-Tomlin (0-5)		3:49	49-38	1st	+10.5	33,195	41	906,648	
88	7/8 vOAK	L, 0-6	Anderson (1-2)	Bieber (4-1)		3:04	49-39	1st	+9.5	27,125	42	933,773	
89	7/9 vCIN	L, 5-7	DeSclafani (4-1)	Clevinger (7-4)	Iglesias (18)	2:57	49-40	1st	+8.5	22,561	43	956,334	
90	7/10 vCIN	L, 4-7	r-Crockett (1-0)	r-Allen (2-4)	Iglesias (19)	2:48	49-41	1st	+8.5	21,908	44	978,242	
91	7/11 vCIN	W, 19-4	Carrasco (10-5)	Mahle (7-7)	Plutko (1)	3:31	50-41	1st	+8.5	22,215	45	1,000,457	
92	7/12 vNYY	L, 4-7	r-Robertson(6-3)	Kluber (12-5)	Chapman(25)	3:07	50-42	1st	+7.5	31,267	46	1,031,724	
93	7/13 vNYY	W, 6-5	Bieber (5-1)	German (2-5)	Allen (19)	2:59	51-42	1st	+7.5	35,078 ^(so)	47	1,066,802	
94	7/14 vNYY	L, 4-5	r-Robertson(7-3)	Clevinger (7-5)	Chapman(26)	3:10	51-43	1st	+7.5	35,353 ^(so)	48	1,102,155	
95	7/15 vNYY	W, 5-2	r-Carrasco(11-5)	r-Green (5-2)	Allen (20)	2:52	52-43	1st	+7.5	32,644	49	1,134,799	
7/16-19 ALL-STAR BREAK													
52-43 1st +7.5													
1st HALF: 52-43, 1st place, 7.5 games ahead													
.255 (841-3292), .326 OB%, 487 RS (5.13 RS/G) 4.00 ERA (859.0 IP, 382 ER)													
96	7/20 @TEX	W, 9-8(11)	r-McAllister (1-2)	r-Moore (1-6)	Otero (1)	4:48	53-43	1st	+8.5	28,253			
97	7/21 @TEX	W, 16-3	Carrasco (12-5)	Colon (5-8)		3:11	54-43	1st	+9.5	31,532			
98	7/22 @TEX	L, 0-5	Gallardo (4-1)	Clevinger (7-6)		2:33	54-44	1st	+9.5	21,829	48	1,331,336	
99	7/23 vPIT	L, 0-7(6)	WILLIAMS (8-7)	Kluber (12-6)		1:47	54-45	1st	+8.5	24,925	50	1,159,724	
100	7/24 vPIT	L, 4-9	Musgrove (4-4)	Bieber (5-2)		2:55	54-46	1st	+7.5	26,414	51	1,186,138	
101	7/25 vPIT	W, 4-0	Bauer (9-6)	Tailton (7-8)	Hand(1,25)	2:39	55-46	1st	+7.5	31,682	52	1,217,820	
101	7/26 OFF DAY						55-46	1st	+7.0				
102	7/27 @DET	W, 8-3	r-Allen (3-6)	r-Jiménez (4-2)		3:09	56-46	1st	+8.0	26,962			
103	7/28 @DET	L, 1-2	Hardy (4-3)	Clevinger (7-7)	Greene (21)	2:27	56-47	1st	+8.0	29,097			
104	7/29 @DET	W, 8-1	Kluber (13-6)	Zimmermann(4-3)		2:55	57-47	1st	+9.0	26,498			
105	7/30 @MIN	L, 4-5	r-Rodney (3-2)	r-Ramirez (0-1)		2:56	57-48	1st	+8.0	26,256			
106	7/31 @MIN	W, 6-2	Bauer (10-6)	Gibson (5-8)	Allen (21)	3:08	58-48	1st	+9.0	25,407			
JULY: 14-11, 1st place, 9.0 games ahead													
.284 (249-877), .351 OB%, 153 RS (6.1 RS/G) 4.03 ERA (223.1 IP, 100 ER)													
107	8/1 @MIN	W, 2-0	Carrasco (13-5)	r-Magill (2-2)	Hand(2,26)	3:03	59-48	1st	+10.0	29,261	54	1,494,817	
107	8/2 OFF DAY						59-48	1st	+10.0				

2018 SEASON IN REVIEW

(xx) - extra inning game r - relief decision PITCHER IN CAPS - complete game

2018 INDIANS DAY-BY-DAY, cont.

GAME DATE	OPP.	WL SCORE	WINNING PITCHER	LOSING PITCHER	SAVE	TOG	WL	POS	GB/A	ATTEND	HOME DATE	HOME TOTAL
108 8/3	vLAA	L, 4-7	r-Anderson (3-2)	r-Pérez (0-1)		3:10	59-49	1st	+9.0	35,242 ^(so)	53	1,253,062
109 8/4	vLAA	W, 3-0	KLUBER (14-6)	Peña (1-3)		2:28	60-49	1st	+9.0	34,814 ^(so)	54	1,287,876
110 8/5	vLAA	W, 4-3	Bieber (6-2)	McGuire (0-2)	Hand(3,27)	3:06	61-49	1st	+9.0	28,993	55	1,316,869
111 8/6	vMIN	W, 10-0	Bauer (11-6)	Gibson (5-9)		2:52	62-49	1st	+10.0	18,620	56	1,335,489
112 8/7	vMIN	L, 2-3	Mejia (2-0)	Carrasco (13-6)	Rodney(25)	2:53	62-50	1st	+9.0	19,921	57	1,355,410
113 8/8	vMIN	W, 5-2	r-Allen (4-4)	r-Hildenberger(2-3)		3:21	63-50	1st	+10.0	25,476	58	1,380,886
114 8/9	vMIN	W, 5-4	r-Miller (2-3)	r-Reed (1-6)		2:58	64-50	1st	+11.0	25,942	59	1,406,828
115 8/10	@CWS	L, 0-1	r-Fry (1-2)	r-Ramirez (0-2)		2:46	64-51	1st	+11.0	18,772		
116 8/11	@CWS	W, 3-1	Bauer (12-6)	Shields (4-14)	Allen (22)	2:53	65-51	1st	+11.0	28,061		
117 8/12	@CWS	W, 9-7	Carrasco (14-6)	Covey (4-9)	Allen (23)	3:31	66-51	1st	+12.0	23,853		
118 8/13	@CIN	W, 10-3	Clevinger (8-7)	Bailey (1-10)		3:24	67-51	1st	+12.5	20,607		
119 8/14	@CIN	W, 8-1	Kluber (15-6)	Romano (7-10)		2:37	68-51	1st	+12.5	19,034		
120 8/15	@CIN	W, 4-3	r-Otero (2-1)	Reed (0-1)	Hand(4,28)	3:25	69-51	1st	+12.5	17,275	60	1,622,419
120 8/16	OFF DAY						69-51	1st	+12.0			
121 8/17	vBAL	W, 2-1	Carrasco (15-6)	Hess (2-7)	Allen (24)	2:39	70-51	1st	+12.0	28,264	60	1,435,092
122 8/18	vBAL	L, 2-4	COBB (4-15)	Plutko (3-3)		2:17	70-52	1st	+12.0	35,007 ^(so)	61	1,470,099
123 8/19	vBAL	W, 8-0	Clevinger (9-7)	Ramirez (1-5)		2:56	71-52	1st	+12.0	30,555	62	1,500,654
124 8/20	@BOS	W, 5-4	Kluber (16-6)	Porcello (15-6)	Allen (25)	3:01	72-52	1st	+13.0	37,274		
125 8/21	@BOS	W, 6-3	Bieber (7-2)	Evoldi (5-5)	Hand(5,29)	2:57	73-52	1st	+13.0	37,188		
126 8/22	@BOS	L, 4-10	r-Barnes (5-3)	Carrasco (15-7)		3:24	73-53	1st	+13.0	37,107		
127 8/23	@BOS	L, 0-7	Price (14-6)	Plutko (4-4)		2:47	73-54	1st	+12.0	37,396		
128 8/24	@KC	L, 4-5	r-Peralta (1-0)	r-Allen (4-5)		2:55	73-55	1st	+12.0	19,304		
129 8/25	@KC	L, 1-7	Filmyer (2-1)	Kluber (16-7)		2:45	73-56	1st	+12.0	16,894		
130 8/26	@KC	W, 12-5	Bieber (8-2)	López (0-3)		3:08	74-56	1st	+13.0	18,575	67	1,826,157
130 8/27	OFF DAY						74-56	1st	+13.0			
131 8/28	vMIN	W, 8-1	Carrasco (16-7)	Gibson (7-11)		3:04	75-56	1st	+14.0	19,194	63	1,519,848
132 8/29	vMIN	L, 3-4	r-May (3-0)	r-Allen (4-6)	Hildenberger(5)	3:09	75-57	1st	+13.0	20,398	64	1,540,246
133 8/30	vMIN	W, 5-3	Clevinger (10-7)	Odorizzi (5-9)	Hand(6,30)	3:06	76-57	1st	+14.0	20,244	65	1,560,490
134 8/31	vTB	W, 3-0	Kluber (17-7)	Glasnow (0-2)	Hand(7,31)	2:18	77-57	1st	+14.0	25,639	66	1,586,129
AUGUST: 19-9, 1st place, 14.0 games ahead				.254 (233-919), .330 OB%, 132 RS (4.7 RS/G)		3.10 ERA (247.0 IP, 85 ER)						
135 9/1	vTB	L, 3-5	Snell (17-5)	Bieber (8-3)	Kolarek(2)	3:13	77-58	1st	+14.0	31,816	67	1,617,945
136 9/2	vTB	L, 4-6	r-Yarbrough(13-5)	Carrasco (16-8)	Alvarado(7)	3:10	77-59	1st	+14.0	26,535	68	1,644,480
137 9/3	vKC	L, 1-5	Junis (8-12)	Plutko (4-5)	Hill (2)	2:40	77-60	1st	+14.0	20,536	69	1,665,057
138 9/4	vKC	W, 9-3	Clevinger (11-7)	Duffy (8-12)		2:59	78-60	1st	+15.0	17,401	70	1,682,057
139 9/5	vKC	W, 3-1	Kluber (18-7)	Keller (7-6)	Hand(8,32)	2:31	79-60	1st	+16.0	18,435	71	1,700,492
140 9/6	@TOR	W, 9-4	Bieber (9-3)	Gaviglio (3-8)		2:53	80-60	1st	+16.5	20,618		
141 9/7	@TOR	L, 2-3(11)	r-Barnes (3-2)	r-Cimber (3-6)		3:51	80-61	1st	+15.5	26,830		
142 9/8	@TOR	W, 9-8	r-Tomiin (1-5)	Reid-Foley(1-3)	Allen (26)	3:38	81-61	1st	+16.5	35,353		
143 9/9	@TOR	L, 2-6	Pannone (2-1)	Clevinger (11-8)	Giles (20)	2:43	81-62	1st	+15.5	31,184		
144 9/10	@TB	L, 5-6	r-Schultz (2-0)	r-Hand (2-5)		3:38	81-63	1st	+15.5	12,724		
145 9/11	@TB	W, 2-0	Bieber (10-3)	Glasnow (0-4)	Allen (27)	2:44	82-63	1st	+15.5	10,599		
146 9/12	@TB	L, 1-3	Snell (19-5)	Carrasco (16-9)	Alvarado(8)	2:20	82-64	1st	+14.5	10,654	74	1,974,119
146 9/13	OFF DAY						82-64	1st	+15.0			
147 9/14	vDET	L, 4-5	r-VerHagen (3-2)	r-Cimber (3-7)	Greene (29)	3:06	82-65	1st	+15.0	26,952	72	1,727,444
+148 9/15	vDET	W, 15-0	Clevinger (12-8)	Fulmer (3-12)		3:21	83-65	1st	+16.0	26,532	73	1,753,976
149 9/16	vDET	L, 4-6	Liriano (5-10)	Bieber (10-4)	Greene (30)	2:33	83-66	1st	+15.0	24,862	74	1,778,838
149 9/17	OFF DAY						83-66	1st	+14.5			
150 9/18	vCWS	W, 5-3	Kluber (19-7)	Rodón (6-6)	Miller (2)	2:25	84-66	1st	+14.5	19,277	75	1,798,115
151 9/19	vCWS	W, 4-1	r-Pérez (1-1)	r-Frere (0-1)		3:12	85-66	1st	+14.5	18,263	76	1,816,378
152 9/20	vCWS	L, 4-5(11)	r-Santiago (6-3)	r-Cimber (3-8)		4:23	85-67	1st	+14.0	19,457	77	1,835,835
153 9/21	vBOS	L, 5-7	r-Barnes (6-3)	r-Bieber (10-5)	Kimbrel (42)	3:34	85-68	1st	+14.0	27,892	78	1,863,727
154 9/22	vBOS	W, 5-4(11)	r-Olson (2-1)	r-Pomeranz (2-6)		3:46	86-68	1st	+15.0	35,095 ^(so)	79	1,898,822
155 9/23	vBOS	W, 4-3(11)	r-Tomiin(2-5)	r-Cuevas (0-2)		4:20	87-68	1st	+15.0	27,879	80	1,926,701
156 9/24	@CWS	W, 4-0	Kluber (20-7)	r-Hamilton (0-2)		2:53	88-68	1st	+15.5	18,217		
157 9/25	@CWS	L, 4-5	r-Hamilton (1-2)	r-Carrasco (16-10)		3:10	88-69	1st	+15.5	17,040		
158 9/26	@CWS	W, 10-2	Bieber (11-5)	Fry (2-3)		3:47	89-69	1st	+15.5	25,598		
159 9/27	@KC	L, 1-2(10)	r-Hammel (4-14)	r-Ramirez (0-3)		3:08	89-70	1st	+14.5	19,262		
160 9/28	@KC	W, 14-6	Clevinger (13-8)	Kennedy (3-9)		3:16	90-70	1st	+14.0	15,920		
161 9/29	@KC	L, 4-9	Junis (9-12)	r-Miller (2-4)		3:09	90-71	1st	+13.0	23,324		
162 9/30	@KC	W, 2-1	Carrasco (17-10)	Skoglund (1-6)	Bauer (1)	2:44	91-71	1st	+13.0	19,690	81	2,113,170
SEPT.: 14-14, 1st place, 13.0 games ahead				.262 (260-993), .344 OB%, 139 RS (5.0 RS/G)		3.69 ERA (256.0 IP, 105 ER)						
2nd HALF: 39-28, 1st place, 13.0 games ahead				.264 (607-2303), .340 OB%, 331 RS (4.94 RS/G)		3.44 ERA (598.1 IP, 229 ER)						

(xx) extra inning game r - relief decision PITCHER IN CAPS - complete game
 + - Clinched third straight A.L. Central Division Title

2018 WON-LOST BREAKDOWN

	HOME		ROAD		TOTALS		PCT.
	W	L	W	L	W	L	
SEASON TOTALS	49	32	42	39	91	71	.562
vs. Baltimore	2	1	3	1	5	2	.714
Boston	2	1	2	2	4	3	.571
New York	2	2	0	3	2	5	.286
Tampa Bay	1	2	1	2	2	4	.333
Toronto	1	2	2	2	3	4	.429
A.L. EAST TOTALS	8	8	8	10	16	18	.471
vs. Chicago-AL	8	1	6	4	14	5	.737
Detroit	8	2	5	4	13	6	.684
Kansas City	6	3	6	4	12	7	.632
Minnesota	6	4	4	5	10	9	.526
A.L. CENTRAL TOTALS	28	10	21	17	49	27	.645
vs. Houston	2	2	1	2	3	4	.429
Los Angeles-AL	2	1	1	2	3	3	.500
Oakland	1	2	1	2	2	4	.333
Seattle	1	3	1	2	2	5	.286
Texas	2	1	2	1	4	2	.333
A.L. WEST TOTALS	8	9	6	9	14	18	.438
vs. Chicago-NL	1	1	2	0	3	1	.750
Cincinnati	1	2	3	0	4	2	.667
Milwaukee	2	0	1	1	3	1	.750
Pittsburgh	1	2	0	0	1	2	.333
St. Louis	0	0	1	2	1	2	.333
NATIONAL LEAGUE	5	5	7	3	12	8	.600
March/April	9	6	6	6	15	12	.556
May	9	5	6	8	15	13	.536
June	9	2	5	10	14	12	.538
July	5	8	9	3	14	11	.560
August	10	4	9	5	19	9	.679
September	7	7	7	7	14	14	.500
Day Games	21	11	15	12	36	23	.610
Night Games	28	21	27	27	55	48	.534
Shutouts (Ind.)	1	1	1	0	2	1	.667
Shutouts (Team)	9	3	8	4	17	7	.708
1-Run Decisions	11	8	11	16	22	24	.478
2-Run Decisions	8	8	5	6	13	14	.481
Extra-Inn. Games	3	4	1	5	4	9	.308
vs. RH Starters	37	21	32	29	69	50	.580
LH Starters	12	11	10	10	22	21	.512
Doubleheaders	0	0	0	0	0	0	-
	Split 0		Split 1		Split 1		

2018 INDIANS BATTING

BATTER	AVG	G	AB	R	H	2B	3B	HR	RBI	SH	SF	HP	BB	SO	SB	CS	OBP
Allen, G	.257	91	265	36	68	11	3	2	20	4	1	7	14	58	21	4	.310
RIGHT	.208		48		10	1	0	0	2	1	0	1	2	15			.255
LEFT	.267		217		58	10	3	2	18	3	1	6	12	43			.322
Alonso, Y	.250	145	516	64	129	19	0	23	83	0	5	2	51	123	0	0	.317
Barnes, B	.263	19	19	2	5	0	0	1	2	0	0	0	2	5	0	0	.333
Brantley, M	.309	143	570	89	176	36	2	17	76	1	6	5	48	60	12	3	.364
Cabrera, M	.280	78	250	28	70	17	0	6	39	0	5	3	20	38	1	1	.335
RIGHT	.319		69		22	7	0	2	18	0	0	2	3	15			.365
LEFT	.265		181		48	10	0	4	21	0	5	1	17	23			.324
Chisenhall, L	.321	29	84	11	27	6	1	1	9	1	0	2	8	12	1	0	.394
Davis, R	.224	101	196	33	44	6	1	1	6	4	1	4	11	48	21	7	.278
Díaz, Y	.312	39	109	15	34	5	2	1	15	0	0	0	11	19	0	0	.375
Donaldson, J	.280	16	50	8	14	3	0	3	7	0	0	0	10	10	0	0	.400
Encarnacion, E	.246	137	500	74	123	16	1	32	107	0	7	8	63	132	3	0	.336
Gomes, Y	.266	112	403	52	107	26	0	16	48	0	3	8	21	119	0	0	.313
González, E	.265	81	136	17	36	10	1	1	16	0	0	2	5	34	3	0	.301
Guyer, B	.206	103	194	25	40	11	0	7	27	1	0	11	15	48	1	1	.300
Haase, E	.125	9	16	0	2	0	0	0	1	0	0	1	0	6	0	0	.176
Kipnis, J	.230	147	530	65	122	28	1	18	75	1	3	7	60	112	7	1	.315
Lindor, F	.277	158	661	129	183	42	2	38	92	3	3	8	70	107	25	10	.352
RIGHT	.343		175		60	13	1	9	21	0	1	1	24	24			.423
LEFT	.253		486		123	29	1	29	71	3	2	7	46	83			.325
Martin, L	.333	6	15	3	5	0	0	2	4	0	1	0	1	2	0	1	.353
Mejia, F	.000	1	2	0	0	0	0	0	0	0	0	0	2	0	0	0	.500
Naquin, T	.264	61	174	22	46	7	0	3	23	0	1	2	6	42	1	1	.295
Pérez, R	.168	62	179	16	30	9	1	2	19	7	2	1	21	70	1	0	.256
Ramírez, J	.270	157	578	110	156	38	4	39	105	0	6	8	106	80	34	6	.387
RIGHT	.267		172		46	17	0	6	24	0	1	3	16	18			.339
LEFT	.271		406		110	21	4	33	81	0	5	5	90	62			.405
Rosales, A	.211	13	19	4	4	1	0	1	2	1	0	0	1	5	0	0	.250
Zimmer, B	.226	34	106	14	24	5	0	2	9	0	0	1	7	44	4	1	.281
Totals	.259	162	5595	818	1447	297	19	216	786	25	44	80	554	1189	135	36	.332

2018 INDIANS PITCHING

PITCHER	W	L	ERA	G	GS	CG	SHO	SV	IP	H	R	ER	HR	HB	BB	SO	WP	OPP AVG
Allen, C	4	6	4.70	70	0	0	0	27	67.0	58	35	35	11	4	33	80	3	.231
Bauer, T	12	6	2.21	28	27	0	0	1	175.1	134	51	43	9	9	57	221	12	.208
Belisle, M	0	0	5.06	8	0	0	0	0	10.2	9	6	6	1	2	1	4	1	.220
Beliveau, J	0	0	11.57	9	0	0	0	1	4.2	7	6	6	2	1	5	2	0	.350
Bieber, S	11	5	4.55	20	19	0	0	0	114.2	130	60	58	13	2	23	118	5	.285
Carrasco, C	17	10	3.38	32	30	2	0	0	192.0	173	78	72	21	6	43	231	9	.238
Cimber, A.	0	3	4.05	28	0	0	0	0	20.0	26	9	9	3	4	7	7	1	.325
Clevinger, M	13	8	3.02	32	32	1	1	0	200.0	164	71	67	21	4	67	207	4	.223
Drake, O	0	0	12.46	4	0	0	0	0	4.1	7	6	6	0	1	1	4	0	.350
Edwards, J	0	0	3.12	9	0	0	0	0	8.2	6	4	3	2	0	4	10	0	.182
Goody, N	0	2	6.94	12	0	0	0	0	11.2	15	9	9	4	1	5	12	1	.288
Guyer, B	0	0	0.00	1	0	0	0	0	1.0	0	0	0	0	0	0	0	0	.000
Hand, B	0	1	2.28	28	0	0	0	8	27.2	19	7	7	3	2	13	41	1	.192
Kluber, C	20	7	2.89	33	33	2	1	0	215.0	179	75	69	25	3	34	222	2	.223
Kontos, G	0	0	.383	6	0	0	0	0	5.1	3	2	2	1	0	2	4	1	.158
Marshall, E	0	0	7.71	10	0	0	0	0	7.0	12	6	6	0	1	4	9	1	.375
McAllister, Z	1	2	4.97	41	0	0	0	0	41.2	47	25	23	7	1	10	34	2	.285
Miller, A	2	4	4.24	37	0	0	0	2	34.0	31	16	16	3	5	16	45	1	.233
Ogando, A	0	1	18.00	1	0	0	0	0	1.0	2	2	2	0	0	3	1	0	.400
Olson, T	2	1	4.94	43	0	0	0	0	27.1	26	16	15	4	0	12	40	1	.245
Otero, D	2	1	5.22	61	0	0	0	1	58.2	69	36	34	12	3	5	43	0	.289
Pérez, O	1	1	1.39	51	0	0	0	0	32.1	17	6	5	1	2	7	43	1	.155
Plutko, A	4	5	5.28	17	12	0	0	1	76.2	78	45	45	21	1	23	60	3	.261
Ramirez, N	0	3	4.54	47	0	0	0	0	41.2	36	21	21	9	3	18	51	0	.228
Rzepczynski	0	0	0.00	5	0	0	0	0	2.2	3	0	0	0	0	1	1	0	.333
Taylor, B	0	0	6.00	6	0	0	0	0	6.0	6	4	4	2	0	1	8	0	.250
Tomlin, J	2	5	6.14	32	9	0	0	0	70.1	92	52	48	25	4	12	46	5	.304
CLE.TOTAL	91	71	3.77	162	162	5	17	41	1457.1	1349	648	611	200	59	407	1544	54	.242

2018 SEASON IN REVIEW

TRANSACTIONS

JANUARY 22 Signed free agents **C JACK MURPHY** and **LHP ADAM WILK** to Minor League contracts with non-roster invitations to Major League spring training camp.

JANUARY 26 Signed free agent **RHP PRESTON CLAIBORNE** to a Minor League contract with a non-roster invitation to Major League spring training camp.

FEBRUARY 8 Signed free agent **RHP STEPHEN FIFE** to a Minor League contract with a non-roster invitation to MLB spring training camp.

FEBRUARY 15 Signed free agent **C RYAN HANIGAN** to a Minor League contract with a non-roster invitation to MLB spring training camp.

FEBRUARY 18 Signed free agent **OF RAJAI DAVIS** to a Minor League contract with a non-roster invitation to MLB spring training camp.

FEBRUARY 22 Signed free agent **RHP CARLOS TORRES** to a Minor League contract with a non-roster invitation to MLB spring training camp.

FEBRUARY 25 Signed free agent **RHP MATT BELISLE** to a Minor League contract with a non-roster invitation to Major League spring training camp...Claimed **RHP BEN TAYLOR** off waivers from the Boston Red Sox...Placed **RHP CODY ANDERSON** on the 60-day Disabled List (rehab, right elbow surgery).

FEBRUARY 28 Signed free agent **1B MIKE NAPOLI** to a Minor League contract with a non-roster invitation to MLB spring training camp.

MARCH 9 Optioned **INF WILLI CASTRO** and **INF YU CHANG** to AA Akron...Reassigned **RHP COLE SULSER**, **INF NELLIE RODRIGUEZ** and **LHP ROBERT ZARATE** to Minor League camp.

MARCH 12 Optioned **OF ABRAHAM ALMONTE**, **C FRANCISCO MEJÍA**, **RHP JULIAN MERRYWEATHER**, **LHP SHAWN MORIMANDO** and **RHP ADAM PLUTKO** to AAA Columbus...Reassigned **RHP LOUIS HEAD**, **RHP JOSH MARTIN**, **LHP ADAM WILK** & **INF BOBBY BRADLEY** to Minor League camp.

MARCH 19 Optioned **INF YANDY DÍAZ**, **C ERIC HAASE** and **INF ERIC STAMETS** to AAA Columbus...Reassigned **OF BRANDON BARNES**, **RHP PRESTON CLAIBORNE**, **RHP STEPHEN FIFE**, **RHP CAM HILL**, **RHP NEIL RAMIREZ** and **INF RICHIE SHAFFER** to Minor League camp...Released **C RYAN HANIGAN** and **OF MELVIN UPTON, Jr.**

MARCH 22 Optioned **OF GREG ALLEN** and **RHP BEN TAYLOR** to AAA Columbus...Reassigned **RHP ALEXI OGANDO** to Minor League camp...Released **INF MIKE NAPOLI**.

MARCH 24 Re-signed **INF MIKE NAPOLI** to a Minor League contract (assigned to AAA Columbus roster)...Released **RHP CARLOS TORRES**.

MARCH 27 Claimed **LHP JACK LEATHERSICH** from the Pittsburgh Pirates and optioned him to AAA Columbus...Traded **OF ROB REFSNYDER** to the Tampa Bay Rays for cash considerations...Received **RHP JORDAN MILBRATH** (Dec. 2017 Rule V Selection) from the Pittsburgh Pirates and assigned him to AAA Columbus...Signed free agent **INF ADAM ROSALES** to a Minor League contract and assigned him to the Columbus roster.

MARCH 29 Placed **OF MICHAEL BRANTLEY** (rehab, right ankle surgery), **LHP RYAN MERRITT** (left knee sprain), **RHP DANNY SALAZAR** (right shoulder rotator cuff tendinitis) and **INF GIO URSHELA** (right hamstring strain) on the 10-day Disabled List, retroactive to March 26...Purchased the contracts of **RHP MATT BELISLE** & **OF RAJAI DAVIS** from AAA Columbus...Designated **OF ABRAHAM ALMONTE** & **RHP BEN TAYLOR** for assignment (Almonte claimed by the KC Royals and Taylor outrighted to AAA Columbus on 4/2)...Reassigned **LHP JEFF BELIVEAU**, **INF DREW MAGGI**, **RHP EVAN MARSHALL**, **C JACK MURPHY** and **1B MIKE NAPOLI** to Minor League camp.

2018 OPENING DAY ROSTER

Pitchers (12): Cody Allen, Trevor Bauer, Matt Belisle, Carlos Carrasco, Mike Clevinger, Nick Goody, Corey Kluber, Zach McAllister, Andrew Miller, Tyler Olson, Dan Otero, Josh Tomlin
Infielders (6): Yonder Alonso, Edwin Encarnacion, Erik González, Jason Kipnis, Francisco Lindor, José Ramírez,
Outfielders (5): Lonnie Chisenhall, Rajai Davis, Brandon Guyer, Tyler Naquin, Bradley Zimmer
Catchers (2): Yan Gomes And Roberto Pérez.
DL (5): Cody Anderson, Michael Brantley, Ryan Merritt, Danny Salazar, Gio Urshela

APRIL 6 Activated **OF MICHAEL BRANTLEY** from the 10-day Disabled List...Optioned **OF TYLER NAQUIN** to AAA Columbus.

APRIL 8 Recalled **OF TYLER NAQUIN** from Columbus...Placed **OF LONNIE CHISENHALL** on the 10-day D.L. with a right calf strain.

APRIL 17 Recalled **OF GREG ALLEN** (26th player for MIN series, April 17-18) from AAA Columbus...Optioned back to Columbus on 4/19.

APRIL 25 Signed free agent **OF MELKY CABRERA** to a Minor League contract.

APRIL 26 Selected the contract of **LHP JEFF BELIVEAU** from AAA Columbus...Placed **LHP ANDREW MILLER** on the 10-day Disabled List (left hamstring strain)...Designated **LHP JACK LEATHERSICH** for assignment (outrighted to AAA Columbus on 4/30).

MAY 2 Selected the contract of **RHP BEN TAYLOR** from AAA Columbus...Designated **RHP MATT BELISLE** for assignment (elected free agency, 5/8).

2018 EJECTIONS (1)

PERSONNEL	DATE	UMPIRE	REASON
YONDER ALONSO	May 4 at New York-AL	Tim Timmons	balls and strikes
Franco has 43 career ejections (last ejection was 9/4/2016 vs. Miami by Joe West)			

TRANSACTIONS

- MAY 3** Recalled **RHP ADAM PLUTKO** (26th player) from AAA Columbus...Optioned to AAA, 5/4... Selected the contract of **RHP EVAN MARSHALL** from AAA Columbus...Placed **RHP NICK GOODY** (right elbow inflammation) on the 10-day Disabled List... Transferred **RHP DANNY SALAZAR** from the 10-day Disabled List to the 60-day Disabled List.
- MAY 4** Selected the contract of **RHP ALEXI OGANDO** from AAA Columbus...Designated **LHP JEFF BELIVEAU** for assignment (outrighted to AAA on 5/8)...Activated **INF GIO URSHELA** from the 10-day Disabled List and designated him for assignment.
- MAY 5** Acquired **RHP OLIVER DRAKE** from the Milwaukee Brewers in exchange for cash
- MAY 6** Recalled **OF GREG ALLEN** from AAA Columbus... Optioned **RHP BEN TAYLOR** to Columbus.
- MAY 8** Added **RHP OLIVER DRAKE** to Major League roster...Optioned **RHP ALEXI OGANDO** to AAA Columbus.
- MAY 9** Traded **INF GIO URSHELA** to the Toronto Blue Jays for cash considerations,
- MAY 11** Activated **LHP ANDREW MILLER** from the 10-day D.L....Placed **LHP TYLER OLSON** on the Paternity List.
- MAY 12** Activated **LHP TYLER OLSON** from the Paternity List...Placed **OF TYLER NAQUIN** on the 10-day D.L. (left hamstring strain).

- MAY 15** Selected the contract of **RHP NEIL RAMIREZ** from AAA Columbus...Placed **OF BRADLEY ZIMMER** (left rib contusion) on the 10-day Disabled List, retroactive to May 12... Transferred **LHP RYAN MERRITT** from the 10-day to the 60-day Disabled List.
- MAY 16** Re-signed **RHP MATT BELISLE** to a Minor League contract and assigned him to AAA Columbus.
- MAY 20** Selected the contract of **OF MELKY CABRERA** from AAA Columbus...Optioned **RHP EVAN MARSHALL** to AAA Columbus...Designated **RHP ALEXI OGANDO** for assignment (outrighted to AAA on 5/25).
- MAY 23** Recalled **RHP ADAM PLUTKO** from Columbus... Placed **OF BRANDON GUYER** on the 10-day Disabled List (left cervical strain), retroactive to May 20.
- MAY 26** Recalled **RHP BEN TAYLOR** and **RHP EVAN MARSHALL** from AAA Columbus... Placed **LHP ANDREW MILLER** (right knee inflammation) on the 10-day Disabled List...Designated **RHP OLIVER DRAKE** for assignment (claimed by LA Angels, 5/31).
- MAY 29** Selected the contract of **LHP JEFF BELIVEAU** from AAA Columbus...Optioned **RHP ADAM PLUTKO** to Columbus.
- MAY 31** Selected the contract of **RHP SHANE BIEBER** from AAA Columbus...Optioned **RHP BEN TAYLOR** to AAA Columbus...Transferred **RHP NICK GOODY** from the 10-day Disabled List to the 60-day D.L.
- JUNE 1** Activated **OF BRADLEY ZIMMER** from the 10-day Disabled List...Optioned **RHP SHANE BIEBER** to AAA Columbus.

2018 DISABLED LIST (26)

PLAYER (2018)	INJURY	DATES(Days/Gms)
RHP Cody Anderson(60)	rehab, right elbow surgery	3/29-season(186/162)
RHP Danny Salazar(60)	right shoulder surgery	3/29-season(186/162)
OF Michael Brantley	rehab, right ankle surgery	3/26-4/5 (11/6)
LHP Ryan Merritt(60)	left knee sprain	3/29-7/12 (106/92)
INF Gio Urshela	right hamstring strain	3/26-5/3 (39/31)
OF Lonnie Chisenhall	right calf strain	4/8-6/4 (58/50)
LHP Andrew Miller	left hamstring strain	4/26-5/10 (15/14)
RHP Nick Goody(60)	right elbow inflammation	5/4-season (150/132)
OF Tyler Naquin	left hamstring strain	5/12-6/14 (34/30)
OF Bradley Zimmer	left rib contusion	5/12-31 (20/18)
OF Brandon Guyer	left cervical strain	5/20-6/13 (25/22)
LHP Andrew Miller(60)	right knee inflammation	5/26-8/2 (69/58)
RHP Carlos Carrasco	right elbow contusion	6/17-7/5 (19/16)
LHP Tyler Olson	left latissimus dorsi strain	6/17-7/10 (24/20)
RHP Evan Marshall	right elbow inflammation	6/19-8/7 (50/41)
OF Lonnie Chisenhall(60)	left calf strain	7/3-season (90/79)
RHP Josh Tomlin	right hamstring strain	7/10-8/22 (44/37)
OF Tyler Naquin	right hip surgery	7/26-season (67/61)
OF Leonys Martin(60)	non-baseball medical condition	8/9-season (53/48)
DH/1B Edwin Encarnacion	right hand contusion	8/11-21 (11/10)
RHP Trevor Bauer	stress fracture, right fibula	8/12-9/20 (40/35)
OF Rajai Davis	non-baseball medical condition	8/20-31 (12/11)
RHP Neil Ramirez	lower back spasms	8/23-9/1 (10/9)
LHP Andrew Miller	L shoulder, external impingement	8/27-9/9(14/13)
INF Josh Donaldson	left calf strain	9/1-10 (10/10)
RHP James Hoyt	right knee inflammation	9/4-season (27/24)

DL used 26 times (1,370 season days/1,201 player games lost) in 2018

DL used 22 times (827 season days/734 player games lost) in 2017

DL used 14 times (569 season days/477 player games lost) in 2016

- JUNE 2** Signed free agent **LHP OLIVER PÉREZ** to a Major League contract...Designated **LHP JEFF BELIVEAU** for assignment (outrighted to AAA on 6/4).
- JUNE 3** Signed free agent **RHP GEORGE KONTOS** to a Minor League contract.
- JUNE 5** Activated **OF LONNIE CHISENHALL** from the 10-day Disabled List...Optioned **OF BRADLEY ZIMMER** to AAA Columbus.
- JUNE 11** Recalled **C/OF FRANCISCO MEJÍA** from AAA Columbus...Optioned **RHP EVAN MARSHALL** to AAA Columbus...Released **RHP MATT BELISLE** from his Minor League contract to pursue another professional opportunity.
- JUNE 12** Recalled **RHP ADAM PLUTKO** from AAA Columbus...Optioned **C/OF FRANCISCO MEJIA** to AAA Columbus.
- JUNE 14** Activated **OF BRANDON GUYER** from the 10-day Disabled List...Designated **OF MELKY CABRERA** for assignment.
- JUNE 15** Activated **OF TYLER NAQUIN** from the 10-day Disabled List...Placed **1B YONDER ALONSO** on the Family Medical Emergency List (3-to-7 days).
- JUNE 17** Recalled **RHP SHANE BIEBER & RHP EVAN MARSHALL** from AAA Columbus...Placed **RHP CARLOS CARRASCO** (right elbow contusion) & **LHP TYLER OLSON** (left latissimus dorsi strain) on the 10-day Disabled List.

TRANSACTIONS

JUNE 18	Activated 1B YONDER ALONSO from the Family Medical Emergency List... Optioned OF GREG ALLEN to AAA Columbus... Signed LHP MARC RZEPczynski to a Minor League contract and assigned him to the AAA Columbus roster. OF MELKY CABRERA cleared outright waivers and elected free agency.	AUGUST 1	Optioned OF GREG ALLEN to AAA Columbus... Added Martin to roster.
JUNE 19	Selected the contract of RHP GEORGE KONTOS from AAA Columbus... Placed RHP EVAN MARSHALL (right elbow inflammation) on the 10-day Disabled List.	AUGUST 3	Activated LHP ANDREW MILLER from the 60-day Disabled List... Designated RHP ZACH McALLISTER for assignment.
JULY 1	Selected the contract of LHP MARC RZEPczynski from AAA Columbus... Optioned RHP ADAM PLUTKO to AAA Columbus... Released LHP SHAWN MORIMANDO .	AUGUST 8	Activated RHP EVAN MARSHALL from the 10-day Disabled List and optioned him to Columbus... Released RHP ZACH McALLISTER .
JULY 3	Recalled OF GREG ALLEN from AAA Columbus... Placed OF LONNIE CHISENHALL (left calf strain) on the 10-day Disabled List.	AUGUST 9	Placed OF LEONYS MARTIN (non-baseball medical condition) on the 10-day Disabled List... Recalled OF GREG ALLEN from AAA Columbus.
JULY 6	Activated RHP CARLOS CARRASCO from the 10-day Disabled List... Designated RHP GEORGE KONTOS for assignment... Acquired RHP JAMES HOYT from the Houston Astros in exchange for RHP TOMMY DeJUNEAS . Assigned Hoyt to the AAA Columbus roster.	AUGUST 12	Placed 1B/DH EDWIN ENCARNACION (right hand contusion) on the 10-day Disabled List, retroactive to 8/11... Recalled INF YANDY DIAZ from AAA Columbus.
JULY 10	Recalled RHP ADAM PLUTKO from AAA Columbus... Placed RHP JOSH TOMLIN (right hamstring strain) on the 10-day Disabled List.	AUGUST 14	Placed RHP TREVOR BAUER (right fibula stress fracture) on 10-day Disabled List, retroactive to August 12... Recalled LHP TYLER OLSON from AAA Columbus.
JULY 11	Activated LHP TYLER OLSON from the 10-day Disabled List... Designated LHP MARC RZEPczynski (elected free agency on 7/20).	AUGUST 18	Recalled RHP ADAM PLUTKO from AAA Columbus... Optioned LHP TYLER OLSON to AAA Columbus.
JULY 13	Activated LHP RYAN MERRITT from the 60-day Disabled List and designated him for assignment (outrighted to AAA Columbus, 7/21).	AUGUST 22	Activated DH/1B EDWIN ENCARNACION from 10-day D.L... Placed OF RAJAI DAVIS (non-baseball medical condition) on the 10-day D.L., retroactive to August 20.
JULY 14	Recalled C/OF FRANCISCO MEJIA from AAA Columbus... Optioned RHP SHANE BIEBER to AAA Columbus... Optioned Mejia to AAA Columbus after game of 7/15.	AUGUST 23	Activated RHP JOSH TOMLIN from the 10-day Disabled List... Placed RHP NEIL RAMIREZ (lower back spasms) on the 10-day D.L.
JULY 19	Acquired LHP BRAD HAND & RHP ADAM CIMBER from the San Diego Padres in exchange for C FRANCISCO MEJIA ... Optioned OF GREG ALLEN to Columbus.	AUGUST 29	Placed LHP ANDREW MILLER (left shoulder, external impingement) on the 10-day Disabled List, retro active to August 27... Recalled LHP TYLER OLSON from AAA Columbus.
JULY 20	Selected the contract of OF MELKY CABRERA from AAA Columbus... Recalled INF YANDY DIAZ from AAA Columbus... Optioned RHP ADAM PLUTKO and LHP TYLER OLSON to AAA Columbus... Added HAND & CIMBER to Major League roster... Transferred OF LONNIE CHISENHALL from the 10-day to the 60-day D.L.	AUGUST 31	Acquired INF JOSH DONALDSON and cash from the Toronto Blue Jays in exchange for a player to be named (by Jan. 30, 2019).
JULY 24	Recalled RHP SHANE BIEBER from AAA Columbus... Optioned INF YANDY DIAZ to Columbus... Claimed OF JOHNNY FIELD and off outright waivers from the Tampa Bay Rays and optioned him to AAA Columbus... Transferred LHP ANDREW MILLER from the 10-day to the 60-day Disabled List.	SEPT. 1	Added INF JOSH DONALDSON to the active Major League roster... Activated OF RAJAI DAVIS from the 10-day Disabled List... Recalled C ERIC HAASE from AAA Columbus... Selected the contract of RHP JON EDWARDS from AAA Columbus... Designated RHP EVAN MARSHALL for assignment (outrighted to AAA on 9/4).
JULY 28	Recalled RHP ADAM PLUTKO from AAA Columbus... Placed OF TYLER NAQUIN on the 10-day Disabled List with right hip strain, retroactive to July 26.	SEPT. 2	Activated RHP NEIL RAMIREZ from the 10-day Disabled List.
JULY 30	Recalled OF GREG ALLEN from AAA Columbus... Optioned RHP ADAM PLUTKO to Columbus.	SEPT. 3	Placed INF JOSH DONALDSON (left calf strain) on the 10-day Disabled List, retro to Sept. 1.
JULY 31	Acquired OF LEONYS MARTIN and RHP KYLE DOWDY from Detroit in exchange for INF WILLI CASTRO . Acquired OF OSCAR MERCADO (assigned to the AAA Columbus roster) from the St. Louis Cardinals in exchange for OF CONNER CAPEL & OF JHON TORRES ... Designated OF JOHNNY FIELD for assignment (claimed by Minnesota, 8/3).	SEPT. 4	Selected the contracts of OF BRANDON BARNES and INF ADAM ROSALES from AAA Columbus... Transferred OF TYLER NAQUIN from the 10-day Disabled List to the 60-day Disabled List... Recalled RHP JAMES HOYT (right knee inflammation) from AAA Columbus and placed him on the 60-day D.L.
		SEPT. 10	Activated LHP ANDREW MILLER from the 10-day Disabled List.
		SEPT. 11	Activated INF JOSH DONALDSON from the 10-day Disabled List.
		SEPT. 21	Activated RHP TREVOR BAUER from the 10-day Disabled List.

Bob Feller Act of Valor Award

In 2013, the Cleveland Indians, the United States Navy and the National Baseball Hall of Fame established the Bob Feller Act of Valor Award. The award was created to honor those whose actions, values and dedication to our servicemen and women represent the dignity and integrity displayed by Feller himself. Mr. Feller was the first baseball player to enlist in World War II -- a day following the attack on Pearl Harbor -- and earned the rank of Chief Petty Officer after serving aboard the USS Alabama. The fifth Bob Feller Act of Valor Award reception was held on Dec. 3, 2018 at the U.S. Navy Memorial in Washington, D.C. where **Johnny Bench**, **Sean Doolittle**, Aviation Ordnanceman Chief **Shawn M. Wingle** USN; Gunnery Sergeant **Johnathan S. Rose** (Jerry Coleman winner); were honored. Each possesses the values, integrity and dedication to serving our country that Bob Feller himself displayed.



2013 Recipients: **Justin Verlander** (Current Player); **Yogi Berra** (Hall of Famer); U.S. Navy Chief Hospital Corpsman **Garth Sinclair** (U.S. Navy rep)

2014 Recipients: **Nick Swisher** (Current Player); **Tommy Lasorda** (Hall of Famer); U.S. Navy Chief Hospital Corpsman **Carl Thompson** (U.S. Navy rep).

2015 Recipients: **Jonathan Lucroy** (Current Player); **George Brett** (Hall of Famer); Chief Petty Officer **Genell Cody** (U.S. Navy rep); Staff

Sergeant **Rene Segura** (U.S. Navy rep).

2016 Recipients: **Brad Ziegler** (Current Player); **Rod Carew** (Hall of Famer); Chief Petty Officer **Chris Beeding** (U.S. Navy rep); Gunnery Sergeant **Marshall Cleveland** (U.S. Marines rep).

2017 Recipients: **Tom Seaver** (Hall of Famer), **Darren O'Day** (Current Player), BMC (SW/AW) **Edmundo Brantes** (U.S. Navy rep), USN; Staff Sergeant Adam Plambeck (Marines; Jerry Coleman winner).

Cleveland Indians Records/History

All-Time Roster	300-309	PITCHING	
Attendance, Year-by-Year	324	League Leaders	373-374
Awards	330-333	Records	367-371
BATTING		Team Leaders	362-366
Hitting Streaks	356	Top Ten	360-361
Home Run Records	352-354	Twenty-Game Winners	372
League Leaders	350-351	Year-by-Year	358-359
Miscellaneous/Cycle/8RBI games	338	Record vs. Opponents	320
Records	344-349	Retired Uniform Numbers	312-319
Team Leaders	339-343	Starts, Best and Worst	320
Top Ten	334-335	Streaks, Winning and Losing	322
Year-by-Year	336-337	1920 Postseason Review	On-Line
FIELDING		1948 Postseason Review	On-Line
Records	375-376	1954 Postseason Review	On-Line
Year-by-Year	358-359	1995 Postseason Review	On-Line
Cleveland All-Star Review	381-382	1996 Postseason Review	On-Line
Finishes	310-311	1997 Postseason Review	On-Line
Home-Road Breakdown	378-379	1998 Postseason Review	On-Line
Longest Tenure with Cleveland	323	1999 Postseason Review	On-Line
Managers	321	2001 Postseason Review	On-Line
Miscellaneous Records	379	2007 Postseason Review	On-Line
Opening Day Line-Ups	325-329	2013 Postseason Review	On-Line
		2016 Postseason Review	On-Line
		Clinch Dates	On-Line

ALL-TIME ROSTER

Includes all players who have participated in one or more official American League Games with Cleveland from 1901 through 2018...a total of 1,874. Bold face denotes members of Top 100 Greatest Indians Roster as selected for the Indians 100th Anniversary season in 2001.

A	ANDERSON, Brady (2002)	BAKER, Bock (1901)	BELL, Beau (1940-41)
ABBOTT, Fred (1903-04)	ANDERSON, Brian (1996-97, '03)	BAKER, Frank (1969, '71)	BELL, Buddy (1972-78)
ABBOTT, Paul (1993)	ANDERSON, Bud (1982-83)	BAKER, Howard (1912)	BELL, David (1995, '98)
ABER, Al (1950-53)	ANDERSON, Cody (2015-16)	BALL, Neal (1909-12)	BELL, Eric (1991-92)
ABERNATHIE, Bill (1952)	ANDERSON, Dwain (1974)	BALLINGER, Mark (1971)	BELL, Gary (1958-67)
ABERNATHY, Ted (1963-64)	ANDERSON, Jason (2004)	BANDO, Chris (1981-88)	BELL, Jay (1986-88)
ABLES, Harry (1909)	ANDREWS, Ivy Paul (1937)	BANKS, George (1964-66)	BELLE, Albert (1989-96)
ABREU, Winston (2009)	ANDREWS, Nate (1940-41)	BANNISTER, Alan (1980-83)	BELLIARD, Ronnie (2004-06)
ACCARDO, Jeremy (2012)	ANTONELLI, John (1961)	BARBARE, Walter (1914-16)	BEMIS, Harry (1902-10)
ADAMS, Austin (2014-16)	APONTE, Luis (1984)	BARBEAU, William (1905-06)	BENGE, Ray (1925-26)
ADAMS, Bert (1910-12)	APPLETON, Pete (1930-32)	BARD, Josh (2002-05)	BENJAMIN, Stan (1945)
ADCOCK, Joe (1963)	AQUINO, Greg (2009)	BARFIELD, Josh (2007-09)	BENN, Henry (1914)
AGEE, Tommie (1962-64)	ARLIN, Steve (1974)	BARKER, Len (1979-83)	BENTON, Al (1949-50)
AGUILAR, Jesus (2014-16)	ARMSTRONG, Jack (1992)	BARKER, Ray (1965)	BENTON, Butch (1985)
AGUAYO, Luis (1989)	ARMSTRONG, Mike (1987)	BARKLEY, Jeff (1984-85)	BERARDINO, John (1948-50, '52)
AGUIRRE, Hank (1955-57)	ARMSTRONG, Shawn (2015-17)	BARNES, Brandon (2018)	BERE, Jason (2000, 2003)
AKERFELDS, Darrel (1987)	ARNSBERG, Brad (1992)	BARNES, Brian (1994)	BERG, Moe (1931, 34)
ALBERS, Matt (2013)	ASENCIO, Jairo (2012)	BARNES, Rich (1983)	BERGER, Charles (1907-10)
ALDRETE, Mike (1991)	ASHBY, Alan (1973-76)	BARNES, Scott (2012-13)	BERGER, Louis W. (1932, '35-36)
ALEXANDER, Bob (1957)	ASPROMONTE, Ken (1960-62)	BARNHART, Leslie (1928, '30)	BERGMAN, Alfred H. (1916)
ALEXANDER, Gary (1978-80)	ASSENMACHER, Paul (1995-99)	BARTOSH, Cliff (2004)	BERNAZARD, Tony (1984-87)
ALEXANDER, Hugh (1937)	ATCHISON, Scott (2014-15)	BASKETTE, James (1911-13)	BERNHARD, William (1902-07)
ALLANSON, Andy (1986-89)	ATHERTON, Keith (1989)	BASSLER, Johnny (1913-14)	BERROA, Geronimo (1998)
ALLEN, Bob (1961-63, '66-67)	AUBREY, Michael (2008)	BATES, Ray (1913)	BERRY, Joe (1946)
ALLEN, Chad (2002)	AUSTIN, Rick (1970-71)	BAUER, Rick (2008)	BERRY, Ken (1975)
ALLEN, Cody (2012-18)	AUTRY, Martin (1926-28)	BAUER, Trevor (2013-18)	BESCHER, Robert (1918)
ALLEN, Greg (2017-18)	AVEN, Bruce (1997, '02)	BAXES, Jim (1959)	BETANCOURT, Rafael (2003-09)
ALLEN, Johnny (1936-40)	AVERILL, Earl D. (1956, '58)	BAY, Harry (1902-08)	BEVACQUA, Kurt (1971-72)
ALLEN, Neil (1989)	AVERILL, Earl (1929-39)	BAYNE, William (1928)	BEVERLIN, Jason (2002)
ALLEN, Rod (1988)	AVILA, Bob (1949-58)	BEALL, John (1913)	BIBBY, Jim (1975-77)
ALLISON, Milo (1916-17)	AVILES, Mike (2013-15)	BEAN, Belve (1930-31, '33-35)	BIEBER, Shane (2018)
ALLRED, Beau (1989-91)	AXFORD, John (2014)	BEARDEN, Gene (1947-50)	BIELECKI, Mike (1993)
ALOMAR, Roberto (1999-2001)	AYALA, Benny (1985)	BEARSE, Kevin (1990)	BIERBRODT, Nick (2003)
ALOMAR, Sandy (1990-2000)	AYLWARD, Dick (1953)	BECK, Ervin (1901)	BILLINGS, John (1913-18)
ALMONTE, Abraham (2015-17)	AZCUE, Joe (1963-69)	BECK, George (1914)	BIRAS, Stephen (1944)
ALONSO, Yonder (2018)		BECKER, Heinz (1946-47)	BIRMINGHAM, Joe (1906-14)
ALSTON, Del (1979-80)	B	BECKER, Joe (1936-37)	BISHOP, Lloyd (1914)
ALTIZER, Dave (1908)	BACSIK, Mike (2001)	BEDFORD, Gene (1925)	BISLAND, Rivington (1914)
ALTOBELLI, Joe (1955, '57)	BAERGA, Carlos (1990-96, '99)	BEDGOOD, Phil (1922-23)	BLACK, Bud (1988-90, '95)
ALVARADO, Luis (1974)	BÁEZ, Dany's (2001-03)	BEEBE, Fred (1916)	BLACK, Don (1946-48)
ALVIS, Max (1962-69)	BAGBY, James, Sr. (1916-22)	BEENE, Fred (1974-75)	BLAEHOLDER, George (1936)
AMARO, Ruben (1994-95)	BAGBY, James, Jr. (1941-45)	BEHENNA, Rick (1983-85)	BLAIR, Willie (1991)
AMBRIZ, Hector (2010)	BAILES, Scott (1986-89)	BELISLE, Matt (2018)	BLAKE, Casey (2003-08)
ANDERSEN, Larry (1975, '77, '79)	BAILEY, Steve (1967-68)	BELIVEAU, Jeff (2018)	BLANCO, Ossie (1974)
	BAINES, Harold (1999)		

BLANDING, Fred (1910-14)
 BLANKS, Larvell (1976-78)
 BLYLEVEN, Bert (1981-85)
 BOCHTE, Bruce (1977)
 BOCKMAN, Eddie (1947)
 BOEHLING, Joe (1916-17, '20)
 BOHNET, John (1982)
 BOLEY, Joe (1932)
 BOLGER, Jim (1959)
 BOLTON, Cecil (1928)
 BOND, Walter (1960-62)
 BONDS, Bobby (1979)
 BONNER, Frank (1902)
 BONNESS, William (1944)
 BOOKER, Richard (1966)
 BOOLES, Seabron (1909)
 BOONE, Aaron (2005-06)
 BOONE, James (1922-23)
 BOONE, Ray (1948-53)
 BORDERS, Pat (1997-99)
 BOROWSKI, Joe (2007-08)
 BOSMAN, Dick (1973-75)
 BOSS, Harley (1933)
 BOUCHER, Denis (1991-92)
BOUDREAU, Lou (1938-50)
 BOURN, Michael (2013-15)
 BOWMAN, Abe (1914-15)
 BOWSFIELD, Ted (1960)
 BOYD, Gary (1969)
 BOYD, Jason (2003)
 BRACKEN, Jack (1901)
 BRADFORD, Buddy (1970-71)
BRADLEY, Bill (1901-10)
 BRADLEY, John (1916)
 BRADLEY, Milton (2001-2003)
 BRAGGINS, Richard (1901)
 BRANSON, Jeff (1997-98)
 BRANTLEY, Michael (2009-18)
 BRANYAN, Russ (1998-2002, '10)
 BRENNAN, Addison (1918)
 BRENNAN, Tom (1981-83)
 BRENNER, Delbert (1912)
 BRENTON, Lynn (1913, '15)
 BRENZEL, Willam (1934-35)
 BRESLOW, Craig (2008, '17)
 BREWINGTON, Jamie (2000)
 BREWSTER, Charles (1946)
 BRIDGES, Rocky (1960)
 BRIGGS, Dan (1978)

BRIGGS, John (1959-60)
 BRISSIE, Lou (1951-53)
 BROACA, John (1939)
 BRODOWSKI, Dick (1958-59)
 BROHAMER, Jack (1972-75, '80)
 BRONKIE, Herman (1910-12)
 BROOKENS, Tom (1990)
 BROUSSARD, Ben (2002-06)
 BROWER, Frank (1923-24)
 BROWER, Jim (1999-2000)
 BROWN, Andrew (2006)
 BROWN, Clint (1928-35, '41-42)
 BROWN, Dick (1957-59)
 BROWN, Jackie (1975-76)
 BROWN, Jordan (2010-11)
 BROWN, Larry (1963-71)
 BROWN, Lloyd (1934-37)
 BROWN, Walter (1927-28)
 BROWNE, Jerry (1989-91)
 BRUCE, Jay (2017)
 BUCK, Travis (2011)
 BUCKEYE, Garland (1925-28)
 BUELOW, Fred (1904-06)
 BULLINGTON, Bryan (2008)
 BURBA, Dave (1998-2001, '02)
 BURKS, Ellis (2001-03)
 BURCHART, Larry (1969)
 BURNETT, John (1927-34)
 BURNITZ, Jeromy (1995-96)
BURNS, George (1920-21, '24-28)
 BURTON, Ellis (1963)
 BUSBY, Jim (1956-57)
 BUSKEY, Tom (1974-77)
 BUTCHER, Henry (1911-12)
 BUTCHER, John (1986)
 BUTLER, Bill (1972)
 BUTLER, Brett (1984-87)
 BYRD, Marlon (2016)
 BYRD, Paul (2006-08)

C

CABRERA, Asdrubal (2007-14)
 CABRERA, Melky (2018)
 CABRERA, Orlando (2011)
 CABRERA, Fernando (2004-07)
 CABRERA, Jolbert (1998 -2002)
 CAFFIE, Joe (1956-57)
 CAFFYN, Benjamin (1906)
 CAGE, Wayne (1978-79)
 CAIRCROSS, Cameron (2000)

CALDWELL, Bruce (1928)
 CALDWELL, Ray (1919-21)
 CALLAHAN, David (1910-11)
 CALVERT, Paul (1942-45)
 CAMACHO, Ernie (1983-87)
 CAMILLI, Lou (1969-72)
 CAMPBELL, Bruce (1935-39)
 CAMPBELL, Clarence (1940-41)
 CAMPER, Cardell (1977)
 CANDAELE, Casey (1996-97)
CANDIOTTI, Tom (1986-91, '99)
 CANZLER, Russ (2012)
 CARBO, Bernie (1978)
 CARDENAL, Jose (1968-69)
 CARDENAS, Leo (1973)
 CARISCH, Fred (1912-14)
 CARLIN, Luke (2010-12)
 CARLTON, Steve (1987)
 CARNETT, Ed (1945)
 CARR, Charles (1904-05)
 CARRASCO, Carlos (2009-18)
 CARRASQUEL, Chico (1956-58)
 CARREON, Camilo (1965)
 CARREON, Mark (1996)
 CARRERA, Ezequiel (2011-13)
 CARROLL, Jamey (2008-09)
 CARSON, Matt (2013)
 CARSON, Walter (1934-35)
CARTER, Joe (1984-89)
 CARTER, Paul (1914-15)
 CARTY, Rico (1974-77)
 CASE, George (1946)
 CASEY, Sean (1997)
 CASIAN, Larry (1994)
 CASTILLO, Carmen (1982-88)
 CENTER, Earl (1942-43, '45-46)
 CERMAK, Edward (1901)
 CERONE, Rick (1975-76)
 CHAKALES, Bob (1951-54)
 CHAMBERLAIN, Joba (2016)
 CHAMBLISS, Chris (1971-74)
 CHANCE, Bob (1963-64)
 CHANCE, Dean (1970)
 CHAPMAN, Ben (1939-40)
CHAPMAN, Ray (1912-20)
 CHAPMAN, Sam (1951)
 CHAPPELL, Larry (1916)
CHARBONEAU, Joe (1980-82)
 CHECH, Charles (1908)

CHEEVES, Virgil (1924)
 CHEN, Bruce (2015)
 CHISENHALL, Lonnie (2011-18)
 CHOO, Shin-Soo (2006-12)
 CHRISTOPHER, Mike (1992-93)
 CHRISTOPHER, Russ (1948)
 CHULK, Vinnie (2009)
 CHURN, Clarence (1958)
 CICOTTE, Al (1959)
 CIHOCKI, Al (1945)
 CISELL, Chalmer (1923-33)
 CLANTON, Ucal (1922)
 CLARK, Allie (1948-51)
 CLARK, Bryan (1985)
 CLARK, Dave (1986-89)
 CLARK, Harvey (1902)
 CLARK, James (1971)
 CLARK, Mark (1993-95)
 CLARK, Robert (1920-21)
 CLARK, Terry (1997)
 CLARK, William (1924)
 CLARKE, Joshua (1908-09)
 CLARKE, Justin (1905-10)
 CLARKE, Sumpster (1923-24)
 CLARKSON, Walter (1907-08)
 CLEVINGER, Mike (2016-18)
 CLINE, Ty (1960-62)
 CLINGMAN, William (1903)
 CLINTON, Lou (1965)
 CLYDE, David (1978-79)
 CODIROLI, Chris (1988)
COLAVITO, Rocky('55-59, '65-67)
 COLBERT, Vince (1970-72)
 COLE, Albert (1925)
 COLE, Alex (1990-92)
 COLEMAN, Gordon (1959)
 COLEMAN, Robert (1916)
 COLLAMORE, Al (1914-15)
 COLLARD, Earl (1927-28)
 COLLINS, Don (1980)
 COLLUM, Jackie (1962)
 COLÓN, Bartolo (1997-2002)
 COLÓN, Joe (2016)
 COMBS, Merrill (1951-52)
 COMER, Steve (1984)
 CONGALTON, William (1905-07)
 CONNALLY, George (1931-34)
 CONNATSER, Bruce (1931-32)

CLEVELAND INDIANS ALL-TIME ROSTER (continued)

CONNOLLY, Ed (1967)	DASHNER, Lee (1913)	DONAHUE, Francis (1903-05)	EISENSTAT, Harry (1939-42)
CONNOLLY, Joe (1922-23)	DAVALILLO, Vic (1963-68)	DONAHUE, Patrick (1910)	ELARTON, Scott (2004-05, '08)
CONNOR, Joseph (1901)	DAVIDSON, Homer (1908)	DONALD, Jason (2010-12)	ELDER, Dave (2002-03)
CONSTABLE, Jim (1958)	DAVIS, Bill (1965-66)	DONALDSON, Josh (2018)	ELLERBE, Frank (1924)
CONWAY, Jack (1941, 1946-47)	DAVIS, Harry (1912)	DONNELLY, Brendan (2008)	ELLINGSEN, Bruce (1974)
CONYERS, Herb (1950)	DAVIS, Jason (2002-07)	DONOHUE, Peter (1931)	ELLIS, John (1973-75)
COOK, Dennis (1992-93, '95)	DAVIS, Kane (2000)	DONOVAN, Dick (1962-65)	ELLISON, George (1920)
CORA, Alex (2005)	DAVIS, Rajai (2016, 2018)	DONOVAN, Mike (1904)	ELLSWORTH, Dick (1969-70)
CORA, Joey (1998)	DAVIS, Steve (1989)	DONOVAN, Thomas (1901)	EMBREE, Alan (1992, '95-96)
CORDERO, Wil (1999, 2000-02)	DAWLEY, Joe (2004)	DORAN, William (1922)	EMBREE, Charles ('41-42, '44-47)
CORDOVA, Marty (2001)	DAWSON, Joe (1924)	DORMAN, Dwight (1928)	ENCARNACION, Edwin (2017-18)
CORTES, David (2003)	DEAN, Alfred (1941-43)	DORNER, August (1902-03)	ENGEL, Joe (1919)
COUGHTRY, Marlan (1962)	DeBERRY, Hank (1916-17)	DORSETT, Brian (1987)	ENGLE, Arthur (1916)
COUMBE, Fred (1914-19)	DEDMON, Jeff (1988)	DORSETT, Calvin (1940-41, '47)	ENZMANN, John (1918-19)
COVELESKI, Stan (1916-24)	DELAHANTY, Frank (1907)	DOWLING, Peter (1901)	ESCHEN, James (1915)
COWGILL, Collin (2016)	de La HOZ, Mike (1960-63)	DRAKE, Logan (1922-24)	ESCOBAR, Alex (2003-04)
COX, Ted (1978-79)	DELLUCCI, Dave (2007-09)	DRAKE, Oliver (2018)	ESCOBAR, Jose (1991)
CRAGHEAD, Howard (1931-33)	DeLUCIA, Rich (1999)	DRAKE, Thomas (1939)	ESPINOZA, Alvaro (1993-96)
CRAIG, Rodney (1982)	DEMETETER, Don (1967)	DRESE, Ryan (2001-2002)	ESSEGIAN, Chuck (1961-62)
CRANDALL, Del (1966)	DEMETETER, Steve (1960)	DREW, Tim (2000-2001)	ESSIAN, Jim (1983)
CREEL, Keith (1985)	DeMOTT, Ben (1910-11)	DUFFY, Frank (1972-77)	EUNICK, Fernandas (1917)
CRESSEND, Jack (2003-04)	DEMPSEY, Rick (1987)	DUBOIS, Jason (2005)	EVANS, Joe (1915-22)
CRISP, Coco (2002-05; '16)	DENNEY, Kyle (2004)	DUNCAN, Dave (1973-74)	EVERETT, Adam (2011)
CRISTALL, William (1901)	DENNING, Otto (1942-43)	DUNCAN, Shelley (2010-12)	EVERS, Hoot (1955-56)
CROCKETT, Kyle (2014-17)	DENNY, John (1980-82)	DUNLOP, George (1913-14)	
CROSBY, Ed (1974-76)	DENTE, Sam (1954-55)	DUNNING, Steve (1970-73)	F
CROSS, Frank (1901)	DePAULA, Sean (1999-2000, '02)	DUNSTON, Shawon (1998)	FAETH, Tony (1919-20)
CROWE, Trevor (2009-11)	DeROSA, Mark (2009)	DUNWOODY, Todd (2002)	FAHR, Gerald (1951)
CRUCETA, Francisco (2004)	DESAUTELS, Gene (1941-43, '45)	DURBIN, Chad (2003-04, '11)	FAIN, Ferris (1955)
CRUZ, Jacob (1998-2001)	DesJARDIEN, Paul (1916)	DYBZINSKI, Jerry (1980-82)	FALK, Bibb (1929-31)
CRUZ, Victor (1979-80)	DETORE, George (1930-31)	DYCK, James (1954)	FALKENBERG, Fred (1908-11, '13)
CULLENBINE, Roy (1943-45)	DETWILER, Ross (2016)		FANWELL, Harry (1910)
CULLOP, Henry (1927)	DEVLIN, James (1944)	E	FARMER, Ed (1971-73)
CULLOP, Nick (1913-14)	DÍAZ, Bo (1978-81)	EAGAN, Charles (1901)	FARMER, Jack (1918)
CULMER, Wil (1983)	DÍAZ, Einar (1996-2002)	EASTER, Luke (1949-54)	FARR, Steve (1984, 1994)
CULVER, George (1966-67)	DÍAZ, Juan (2012)	EASTERLY, Jamie (1983-87)	FARRELL, John (1987-90, '95)
CUNNINGHAM, Aaron (2012)	DÍAZ, Yandy (2017-18)	EASTERLY, Ted (1909-12)	FASANO, Sal (2008)
CURRY, Tony (1966)	DICKEN, Paul (1964, '66)	ECKERSLEY, Dennis (1975-77)	FELLER, Bob (1936-41, '45-56)
CURTIS, Chad (1997)	DICKERSON, Chris (2014)	EDMONDSON, George (1922-24)	FERMÍN, Felix (1989-93)
CURTIS, Jack (1963)	DICKERSON, George (1917)	EDMONSON, Ed (1913)	FERNANDEZ, Tony (1997)
CYPERT, Al (1914)	DILLARD, Don (1959-62)	EDWARDS, Doc (1962-63)	FERRARESE, Don (1958-59)
	DILLINGER, Harley (1914)	EDWARDS, Hank (1941-43, '46-49)	FERRELL, Wesley (1927-33)
D	DILONE, Miguel (1980-83)	EDWARDS, Jim (1922-25)	FERRICK, Tom (1942, '46)
DADE, Paul (1977-79)	DIPOTO, Jerry (1993-94)	EDWARDS, Jon (2018)	FERRY, Alfred (1905)
DAILEY, Bill (1961-62)	DOANE, Walter (1909-10)	EELLS, Harry (1906)	FEWSTER, Chick (1924-25)
DALENA, Pete (1989)	DOBSON, Joe (1939-40)	EGAN, Arthur (1914-15)	FIELDER, Cecil (1998)
DALEY, Bud (1955-57)	DOBSON, Pat (1976-77)	EGLOFF, Bruce (1991)	FINLEY, Chuck (2000-2002)
DALY, Tom (1916)	DOBY, Larry (1947-55, '58)	EIBEL, Henry (1912)	FIROVA, Dan (1988)
D'AMICO, Jeff (2004)	DOLJACK, Frank (1943)	EICHELBERGER, Juan (1983)	FISCHER, Carl (1937)
DAMON, Johnny (2012)		EICHRODT, Fred (1925-27)	FISCHLIN, Mike (1981-85)

- FISHER, Ed (1968)
 FISHER, Gus (1911)
 FITZGERALD, Ed (1959)
 FITZKE, Paul (1924)
 FITZMORRIS, Al (1977-78)
 FLANIGAN, Ray (1946)
 FLEMING, Les (1941-42, '45-47)
FLICK, Elmer (1902-10)
 FLORES, Jesse (1950)
 FLOYD, Gavin (2015)
 FOLDES, Hank (1953, '55-56, '60)
FONSECA, Lew (1927-31)
 FORD, Ted (1970-71, '73)
FOSSE, Ray (1967-72, '76-77)
 FOSTER, Alan (1971)
 FOSTER, Edward (1908)
 FOSTER, Roy (1970-72)
 FRANCISCO, Ben (2007-09)
FRANCO, Julio (1983-88, '96-97)
 FRANCONA, Terry (1988)
FRANCONA, Tito (1959-64)
 FRAZIER, George (1984)
 FRAZIER, Joe (1947)
 FREIBURGER, Vernon (1941)
 FREISLEBEN, Dave (1978)
 FRIDLEY, Jim (1952)
 FRIEND, Owen (1953)
 FRIERSON, Robert (1941)
 FROBEL, Doug (1987)
 FRY, Johnson (1923)
FRYMAN, Travis (1998-2002)
 FUKUDOME, Kosuke (2011)
 FULLER, Vern (1964, '66-70)
 FULTZ, Aaron (2007)
 FUNK, Frank (1960-62)
-
- G**
- GAFFKE, Fabian (1941-42)
 GAGLIANO, Ralph (1965)
 GALATZER, Milton (1933-36)
 GALEHOUSE, Dennis (1934-38)
 GALLAGHER, Charlie (1901)
 GALLAGHER, Dave (1987)
 GALLAGHER, Jackie (1923)
 GAMBLE, Oscar (1973-75)
 GANDIL, Charles (1916)
 GARBARK, Robert (1934-35)
 GARCIA, Karim (2001-2003)
GARCIA, Mike (1948-59)
GARDNER, Larry (1919-24)
- GARDNER, Ray (1929-30)
 GARDNER, Rob (1968)
 GARKO, Ryan (2005-09)
 GARLAND, Wayne (1977-81)
 GARNER, Perci (2016)
 GARRETT, Clarence (1915)
 GASSAWAY, Charles (1946)
 GEIGER, Gary (1958)
 GENINS, Frank (1901)
 GENTILE, Jim (1966)
 GEORGE, Charles (1935-36)
 GEORGE, Lefty (1912)
 GERKEN, George (1927-28)
 GERMANO, Justin (2010-11)
 GERUT, Jody (2003-05)
 GETTEL, Al (1947-48)
 GETZ, Gus (1918)
 GIAMBI, Jason (2013-14)
 GILL, Gus (1967)
 GILES, Brian (1995-98)
 GILL, John (1927-28)
 GIMENEZ, Chris (2009-10, '14, '16)
 GINN, Tinsley (1914)
 GINSBERG, Joe (1953-54)
 GINTER, Matt (2008)
 GLAVENICH, Luke (1913)
 GLEESON, James (1936)
 GLENDON, Martin (1903)
 GLIATTO, Salvador (1930)
 GLYNN, Bill (1952-54)
 GLYNN, Ed (1981-83)
 GOCHNAUR, John (1902-03)
 GOGOLEWSKI, Bill (1974)
 GOLDMAN, Jonah (1928, '30-31)
 GOMES, Yan (2013-18)
 GOMEZ, Chris (2007)
 GOMEZ, Jeanmar (2010-12)
 GOMEZ, Ruben (1962)
 GONZALES, Rene (1994)
 GONZÁLEZ, Andy (2008)
 GONZÁLEZ, Denny (1989)
 GONZÁLEZ, Erik (2016-18)
 GONZÁLEZ, Jose (1991)
 GONZÁLEZ, Juan (2001, '05)
 GONZÁLEZ, Orlando (1976)
 GONZÁLEZ, Pedro (1965-67)
 GONZÁLEZ, Raul (2004)
 GOOCH, Lee (1915)
 GOOD, Wilbur (1908-09)
- GOODEN, Dwight (1998-99)
 GOODY, Nick (2017-18)
 GORDON, Don (1987-88)
GORDON, Joe (1947-50)
 GORZELANNY, Tom (2016)
 GOSLING, Mike (2009)
 GOULD, Al (1916-17)
 GOZZO, Mauro (1990-91)
 GRABER, Rod (1958)
 GRAFFANINO, Tony (2009)
 GRAHAM, George (1902)
 GRAMLY, Tom (1968)
GRANEY, Jack (1908, '10-22)
 GRANT, Edward (1905)
 GRANT, George (1927-29)
 GRANT, James (1943-44)
GRANT, Jim (1958-64)
 GRASSO, Mickey (1954)
 GRAVES, Danny (1996, '06)
 GRAY, Gary (1980)
 GRAY, John (1957)
 GRAY, Ted (1955)
 GREEN, Gene (1962-63)
 GREGG, David (1913)
GREGG, Vean (1911-14)
 GRIFFIN, Alfredo (1976-78)
 GRIGGS, Arthur (1911-12)
 GRIM, Bob (1960)
 GRIMES, Oscar (1938-42)
 GRIMSLEY, Jason (1993-95)
 GRIMSLEY, Ross (1980)
 GRISSOM, Marquis (1997)
GROMEK, Steve (1941-53)
 GROOM, Robert (1918)
 GROTH, Ernie (1947-48)
 GRUBB, Harvey (1912)
 GRUBB, Johnny (1977-78)
 GRUDZIELANEK, Mark (2010)
 GUANTE, Cecilio (1990)
 GUILMET, Preston (2013)
 GUISTO, Louis (1916-17, 1921-23)
 GULLEY, Thomas (1923-24)
 GUNKEL, Woodward (1916)
 GUTHRIE, Jeremy (2004-06)
 GUTIERREZ, Franklin (2005-08)
 GUTIERREZ, Ricky (2002-03)
 GUYER, Brandon (2016-18)
-
- H**
- HAASE, Eric (2018)
- HAFNER, Travis (2003-12)
 HAGADONE, Nick (2011-15)
 HAGERMAN, Zeria (1914-16)
 HALE, Bob (1960-61)
HALE, Odell (1931, '33-40)
 HALL, Jimmie (1968-69)
 HALL, Mel (1984-88)
 HALL, Russell (1901)
 HALLA, John (1905)
 HALLMAN, Bill (1901)
 HALT, Alva (1918)
 HAMANN, Elmer (1922)
 HAMILTON, Jack (1969)
 HAMILTON, Steve (1961)
 HAMMOND, Walter (1915, '22)
 HAMNER, Granny (1959)
 HAND, Brad (2018)
 HAND, Rich (1970-71)
 HANEY, Chris (1999-2000)
 HANNAHAN, Jack (2011-12)
 HANSEN, Doug (1951)
HARDER, Mel (1928-47)
 HARDY, Carroll (1958-60)
 HARDY, John (1903)
 HARGAN, Steve (1965-72)
HARGROVE, Mike (1979-85)
 HARKNESS, Fred (1910-11)
 HARPER, Tommy (1968)
HARRAH, Toby (1979-83)
 HARRELL, Billy (1955, '57-58)
 HARRELSON, Ken (1969-71)
 HARRIS, Billy (1968)
 HARRIS, Charles (1951)
 HARRIS, Joe (1917, 19)
 HARRIS, Mickey (1952)
 HARRISON, Roric (1975)
 HARSHMAN, Jack (1959-60)
 HARSTAD, Oscar (1915)
 HART, William (1901)
 HARTFORD, Bruce (1914)
 HARTLEY, Grover (1929-30)
 HARTMAN, Bob (1962)
 HARVEL, Luther (1928)
 HARVEY, Erwin (1901-02)
 HASSEY, Ron (1978-84)
 HATFIELD, Fred (1958)
 HAUGER, John (1912)
 HAUSER, Joe (1929)
 HAVENS, Brad (1988-89)

CLEVELAND INDIANS ALL-TIME ROSTER (continued)

HAWKINS, Wynn (1960-62)	HILL, Rich (2013)	IOTT, Fred (1903)	JUDEN, Jeff (1997)
HAWORTH, Howard (1915)	HILLEGAS, Shawn (1991)	IRWIN, Thomas (1938)	JUDNICH, Walt (1948)
HAYES, Brett (2015)	HINCHMAN, Harry (1907)		JUDY, Josh (2011)
HAYES, Frank (1945-46)	HINCHMAN, William (1907-09)	J	JULIO, Jorge (2008)
HAYES, Von (1981-82)	HINTON, Chuck (1965-67, '69-71)	JACKSON, Austin (2017)	JUNGELS, Ken (1937-38, '40-41)
HEAD, Jerad (2011-)	HINZO, Tommy (1987, '89)	JACKSON, Damian (1996-97)	JUSTICE, David (1997-2000)
HEATH, Jeff (1936-45)	HOAG, Myril (1944-45)	JACKSON, Jimmy (1905-06)	
HEATON, Neal (1982-86)	HOCKETT, Oris (1941-44)	JACKSON, Joe (1910-15)	K
HEDLUND, Mike (1965, '68)	HODAPP, John (1925-32)	JACKSON, Michael W. (1973)	KAHDOT, Isaac (1922)
HEFFNER, Bob (1966)	HODGE, Harold (1971)	JACKSON, Michael R. (1997-99)	KAHL, Nick (1905)
HEGAN, Jim (1941-42, '46-57)	HOFFER, Bill (1901)	JACKSON, Randy (1958-59)	KAHLER, George (1910-14)
HEIDEMANN, Jack (1969-72, '74)	HOFFMAN, Edward (1915)	JACKSON, Zach (2008-09)	KAISER, Bob (1971)
HELD, Woodie (1958-64)	HOGAN, Harry (1901)	JACOBSON, Bill (1927)	KAISER, Jeff (1987-90)
HELFF, Henry (1938, '40)	HOGAN, Ken (1923-24)	JACOBY, Brook (1984-92)	KAMIENIECKI, Scott (2000)
HEMAN, Russ (1961)	HOHNHORST, Ed (1910, '12)	JACOME, Jason (1997-98)	KAMM, William (1931-35)
HEMPHILL, Charles (1902)	HOLLAND, Robert (1934)	JAMES, Chris (1990-91)	KARDOW, Paul (1936)
HEMSLEY, Rollie (1938-41)	HOLLANDSWORTH, Todd (2006)	JAMES, Dion (1989-90)	KARR, Ben (1925-27)
HENDERSON, Bernard (1921)	HOLLINS, Dave (2001)	JAMES, Lefty (1912-14)	KARSAY, Steve (1998-2001)
HENDRICK, George (1973-76)	HOLLOWAY, Ken (1929-30)	JAMES, William H. (1911-12)	KAVANAGH, Martin (1916-18)
HENDRICK, Harvey (1925)	HOLT, Tyler (2014-15)	JAMIESON, Charles (1919-32)	KAZMIR, Scott (2013)
HENDRYX, Tim (1911-12)	HOOD, Don (1975-79)	JASPER, Harry (1919)	KEARNS, Austin (2010-11)
HENGEL, Dave (1989)	HOOPER, Bob (1953-54)	JEANES, Ernest (1921-22)	KEEDY, Pat (1989)
HENNIGAN, Phil (1969-72)	HORN, Sam (1993)	JEFFCOAT, Mike (1983-85)	KEEFE, David (1922)
HENRY, Earl (1944-45)	HORTON, Tony (1967-70)	JEFFERSON, Reggie (1991-93)	KEKICH, Mike (1973)
HERGES, Matt (2009)	HORTON, Willie (1978)	JEFFERSON, Stan (1990)	KELLEY, Tom (1964-67)
HERMOSO, Angel (1974)	HOSKINS, Dave (1953-54)	JESSEE, Dan (1929)	KELLY, Bob (1958)
HERNÁNDEZ, Anderson (2010)	HOUSE, TJ (2014-16)	JETER, John (1974)	KELLY, Pat (1981)
HERNANDEZ, Jeremy (1993)	HOUSTON, Tyler (1999)	JIMENEZ, Houston (1988)	KELTNER, Ken (1937-44, '46-49)
HERNÁNDEZ, Jose (1992, '05)	HOUTTEMAN, Art (1953-57)	JIMENEZ, Jose (2004)	KENDALL, Fred (1977)
HERNANDEZ, Keith (1990)	HOWARD, Doug (1976)	JIMENEZ, Ubaldo (2011-13)	KENNEDY, Bill (1948)
HERNÁNDEZ, Roberto M. (2007)	HOWARD, Ivan (1916-17)	JOHN, Tommy (1963-64)	KENNEDY, Bob (1948-54)
*HERNÁNDEZ, Roberto (2006-12)	HOWARD, Thomas (1992-93)	JOHNSON, Alex (1972)	KENNEDY, Vernon (1942-44)
* CARMONA, Fausto (2006-11)	HOWELL, Millard (1940)	JOHNSON, Bob (1974)	KENNEY, Jerry (1973)
HERRERA, Alex (2002-03)	HOWELL, Murray (1941)	JOHNSON, Chris (2015)	KENT, Jeff (1996)
HERRMANN, Frank (2010-12)	HOWRY, Bob (2004-05)	JOHNSON, Cliff (1979-80)	KEOUGH, Marty (1960)
HERSHISER, Orel (1995-97)	HOWSER, Dick (1963-66)	JOHNSON, Elliot (2014)	KERN, Jim (1974-78, '86)
HESS, Otto (1902, '04-08)	HUBBARD, Trinidad (1997)	JOHNSON, Jason (2006)	KIBBLE, John (1912)
HEVING, Joe (1937-38, '41-44)	HUDLIN, Willis (1926-40)	JOHNSON, Jerry (1973)	KILKENNY, Mike (1972-73)
HICKEY, John (1904)	HUFF, David (2009-13)	JOHNSON, Larry D. (1972, '74)	KILLIAN, Ed (1903)
HICKMAN, Charles (1902-04, '09)	HUFF, Mike (1991)	JOHNSON, Lou (1968)	KINDALL, Jerry (1962-64)
HIGGINS, Bob (1909)	HUGHES, Roy (1935-37)	JOHNSON, Victor (1946)	KINER, Ralph (1955)
HIGGINS, Dennis (1970)	HUISMANN, Mark (1987)	JOHNSTON, Doc (1912-14, '18-21)	KING, Eric (1991)
HIGGINS, Mark (1989)	HUMPHRIES, John (1938-40)	JONES, Doug (1986-91, '98)	KING, Jim (1967)
HILDEBRAND, Oral (1931-36)	HUNNEFIELD, William F. (1931)	JONES, Hal (1961-62)	KINNEY, Dennis (1978)
HILGENDORF, Tom (1972-74)	HUNTER, Billy (1958)	JONES, Sam P. (1914-15)	KIPNIS, Jason (2011-18)
HILL, Glenallen (1991-93)	HUNTER, Tommy (2016)	JONES, Sam (1951-52)	KIRBY, Wayne (1991-96)
HILL, Herb (1915)	HUNTER, William E. (1912)	JONES, Willie (1959)	KIRKE, Jay (1914-15)
HILL, Hugh (1903)		JORDAN, Scott (1988)	KIRKLAND, Willie (1961-63)
HILL, Ken (1995)	I	JORDAN, Tom (1946)	KIRSCH, Harry (1910)
	INGLETT, Joe (2006)	JOSS, Adrian (1902-10)	KISER, Garland (1991)

KITTLE, Ron (1988)
KITTRIDGE, Malachi (1906)
KLEIN, Louis (1951)
KLEINE, Harold (1944-45)
KLEPPER, Ed (1915-17, '19)
KLIEMAN, Ed (1943-48)
KLIMCHOCK, Lou (1968-70)
KLINE, Steven Jack (1974)
KLINE, Steven J. (1997)
KLIPPSTEIN, John (1960)
KLUBER, Corey (2011-18)
KLUGMANN, Joe (1925)
KNAUPP, Henry (1910-11)
KNICKERBOCKER, William ('33-36)
KNODE, Robert (1923-26)
KOBAYASHI, Masa (2008-09)
KOESTNER, Elmer (1910)
KOMMINSK, Brad (1989)
KONTOS, George (2018)
KOPF, William, (1913)
KOPLOVE, Michael (2007)
KOTCHMAN, Casey (2012)
KOTTARAS, George (2014)
KOUZMANOFF, Kevin (2006)
KRAKAUSKAS, Joe (1941-42, '46)
KRALICK, Jack (1963-67)
KRAMER, Tom (1991, '93)
KRAPP, Gene (1911-12)
KRAUSE, Harry (1912)
KREUGER, Rick (1978)
KRIVDA, Rick (1998)
KROLL, Gary (1969)
KRONER, John (1937-38)
KRUEGER, Ernest (1913)
KRUGER, Arthur (1910)
KUBEL, Jason (2013)
KUBISZYN, Jack (1961-62)
KUJENN, Harvey (1960)
KUHN, Bernard (1924)
KUHN, Kenny (1955-57)
KUIPER, Duane (1974-81)
KURTZ, Hal (1968)
KUZAVA, Bob (1946-47)

L

LACEY, Bob (1981)
LaCHANCE, George (1901)
LACY, Osceola (1926)
LAFFEY, Aaron (2007-10)
LAJOIE, Napoleon (1902-14)

LAKER, Tim (2001-04, '06)
LAMB, Ray (1971-73)
LAMBETH, Otis (1916-18)
LAMPKIN, Tom (1988)
LAND, Grover (1908-11, '13)
LANDIS, Jim (1966)
LANGFORD, Elton (1927-28)
LANGWELL, Matt (2013)
LANGSTON, Mark (1999)
LaPORTA, Matt (2009-12)
LARA, Juan (2006-07)
LaROCCA, Greg (2002-03)
LaROCHE, Dave (1975-77)
LARY, Lyn (1937-39)
LASHER, Fred (1970)
LASKEY, Bill (1988)
LATMAN, Barry (1960-63)
LATTIMORE, William (1908)
LAW, Ron (1969)
LAWRENCE, Jim (1963)
LAWSON, Roxie (1930-31)
LAWTON, Matt (2002-04)
LAXTON, Bill (1977)
LEBER, Emil (1905)
LEDEE, Ricky (2000)
LEE, Chen-Chang (2013-15)
LEE, Clifford (1925-26)
LEE, Clifton (2002-09)
LEE, Dave (2003-04)
LEE, Leron (1974-75)
LEE, Mike (1960)
LEE, Thornton (1933-36)
LEEK, Gene (1959)
LEHNER, Paul (1951)
LEHR, Norman (1926)
LEIBOLD, Harry (1913-15)
LEITNER, George (1902)
LEIUS, Scott (1996)
LELIVELT, Jack (1913-14)
LeMASTER, Johnnie (1985)
LEMON, Bob (1941-42, '46-58)
LEMON, Jim (1950, 1953)
LEON, Eddie (1968-72)
LEONARD, Joseph (1916)
LEVIS, Jesse (1992-95, '99)
LEVSEN, Dutch (1923-28)
LEWALLYN, Dennis (1981-82)
LEWIS, Jensen (2007-11)
LEWIS, Mark (1991-94, '01)

LEWIS, Scott (2008-09)
LIEBHARDT, Glenn (1906-09)
LIEFER, Jeff (2005)
LILLIBRIDGE, Brent (2012)
LILLIQUIST, Derek (1992-94)
LIND, Carl (1927-30)
LINDE, Lyman (1947-48)
LINDOR, Francisco (2015-18)
LINDSAY, William (1911)
LINDSEY, Jim (1922, '24)
LINK, Fred (1910)
LINTZ, Larry (1978)
LIPSKI, Bob (1963)
LIS, Joe (1974-76)
LISTER, Peter (1907)
LITTLE, Mark (2004)
LITTLETON, Larry (1981)
LIVINGSTON, Paddy (1901, '12)
LOCKE, Bobby (1959-61)
LOCKLIN, Stu (1955-56)
LOFTON, Kenny (1992-96, '98-2001, '07)
LOGAN, Boone (2017)
LOHR, Howard (1916)
LOLICH, Ron (1972-73)
LOLLAR, Sherm (1946)
LOPEZ, Al (1947)
LOPEZ, Albie (1993-97)
LOPEZ, Jose (2012)
LOPEZ, Luis (1991)
LOPEZ, Marcelino (1972)
LORD, Bristol (1909-10)
LORRAINE, Andrew (2000)
LOVVULLO, Torey (1998)
LOWDERMILK, Grover (1916)
LOWE, Derek (2012)
LOWE, Mark (2014)
LOWENSTEIN, John (1970-77)
LUDWICK, Ryan (2003-05)
LUKE, Matt (1998)
LUNA, Hector (2006)
LUND, Gordon (1967)
LUNDBOM, John (1902)
LUNTE, Harry (1919-20)
LUPLOW, Al (1961-65)
LUSH, William (1904)
LUTZKE, Walter (1923-27)
LYON, Russell (1944)

M

MACHEMEHL, Charles (1971)
MACK, Ray (1938-44, 46)
MACKIEWICZ, Felix (1945-47)
MADDERN, Clarence (1951)
MAGALLANES, Ever (1991)
MAGLIE, Sal (1955-56)
MAGRANN, Tom (1989)
MAGRUDER, Chris (2002-03)
MAHONEY, Jim (1962)
MAILS, John (1920-22)
MAINE, Scott (2012)
MAJESKI, Henry (1952-55)
MALDONADO, Candy ('90, '93-94)
MANNING, Rick (1975-83)
MANSHIP, Jeff (2015-16)
MANTO, Jeff (1990-91, '97-99)
MARCUM, Shaun (2015)
MARIS, Roger (1957-58)
MARSH, Fred (1949)
MARSHALL, Evan (2018)
MARSON, Lou (2009-13)
MARTE, Andy (2006-10)
MARTIN, Billy (1959)
MARTIN, Leonys (2018)
MARTIN, Morris (1958)
MARTIN, Tom (1998-2000)
MARTÍNEZ, Carlos (1991-93)
MARTINEZ, Dennis (1994-96)
MARTINEZ, Joe (2013)
MARTINEZ, Michael (2015-17)
MARTINEZ, Sandy (2004)
MARTINEZ, Tony (1963-66)
MARTINEZ, Victor (2002-09)
MARTINEZ, Willie (2000)
MASTERSON, Justin (2009-14)
MASTNY, Tom (2006-08)
MATHIAS, Carl (1960)
MAURER, Dave (2002)
MAYE, Lee (1967-69)
MEDINA, Luis (1988-89, '91)
MEIXELL, Merten (1912)
MEJÍA, Francisco (2017-18)
MELE, Sam (1956)
MELOAN, John (2008)
MELTON, Bill (1977)
MERCCKER, Kent (1996)
MERLONI, Lou (2004-06)
MERRITT, Ryan (2016-17)

CLEVELAND INDIANS ALL-TIME ROSTER (continued)

MERULLO, Matt (1994)	MORRIS, Jack (1994)	NAGELSEN, Louis (1912)	OELKERS, Bryan (1986)
MESA, Jose (1992-98)	MORTON, Guy (1914-24)	NAGELSON, Russ (1968-70)	OGANDO, Alexi (2018)
MESENTER, Andrew (1924)	MOSES, Gerry (1972)	NAGY, Charles (1990-2002)	OGEA, Chad (1994-98)
METIVIER, George (1922-24)	MOSS, Brandon (2015)	NAHORODNY, Bill (1982)	O'HAGEN, Harry (1902)
METKOVICH, George (1947)	MOSS, Howard (1946)	NAPOLI, Mike (2016)	OHKA, Tomo (2009)
MEYER, Lambert (1945-46)	MOSSI, Don (1954-58)	NAQUIN, Tyler (2016-18)	OJEDA, Bobby (1993)
MICELI, Dan (2003)	MOTA, Guillermo (2006)	NARAGON, Hal (1951, '54-59)	OLIN, Steve (1989-92)
MICHAELS, Jason (2006-08)	MUJICA, Edward (2006-08)	NARLESKI, Ray (1954-58)	OLIVER, Dave (1977)
MIDDLETON, John (1922)	MULHOLLAND, Terry (2002-03)	NASH, Ken (1912)	OLSON, Gregg (1995)
MILACKI, Bob (1993)	MULLINS, Fran (1986)	NAVARRO, Jamie (2000)	OLSON, Ivan (1911-14)
MILBOURNE, Larry (1982)	MUNCRIEF, Bob (1948)	NAYMICK, Mike (1939-40, '43-44)	OLSON, Tyler (2017-18)
MILJUS, John (1928-29)	MURATA, Toru (2015)	NEAL, Thomas (2012)	O'NEILL, Steve (1911-23)
MILLER, Andrew (2016-18)	MURCHISON, Thomas (1920)	NEEMAN, Cal (1963)	ONSLow, Edward (1918)
MILLER, Edwin (1918)	MURPHY, David (2014-15)	NEHER, James (1912)	OROSCO, Jesse (1989-91)
MILLER, Matt (2004-07)	MURRAY, Eddie (1994-96)	NEIS, Bernie (1927)	ORTA, Jorge (1980-81)
MILLER, Raymond (1917)	MURRAY, Heath (2002)	NELSON, Dave (1968-69)	ORTIZ, Junior (1992-93)
MILLER, Robert (1970)	MURRAY, Ray (1948, '50-51)	NELSON, Rocky (1954)	OSTDIEK, Henry (1904)
MILLER, Walter (1924-31)	MUTIS, Jeff (1991-93)	NETTLES, Graig (1970-72)	OTERO, Dan (2016-18)
MILLIGAN, Randy (1993)	MYATT, Glenn (1923-35)	NETZEL, Milo (1909)	OTIS, Harry (1909)
MILLS, Abbott (1911)	MYERS, Brett (2013)	NEWCOMBE, Don (1960)	OTTO, Dave (1991-92)
MILLS, Buster (1942, '46)	MYERS, Elmer (1919-20)	NEWHOUSER, Hal (1954-55)	OULLIBER, John (1933)
MILLS, Frank (1914)	MYETTE, Aaron (2003)	NEWMAN, Al (2000)	OUTMAN, Josh (2014)
MILLWOOD, Kevin (2005)		NICHOLLS, Simon (1910)	OWCHINKO, Bob (1980)
MILNAR, Al (1936, 1938-43)	Mc	NICHOLS, Rod (1988-92)	
MINGORI, Steve (1970-73)	McALEER, James (1901)	NICHTING, Chris (2000)	P
MINOSO, Minnie ('49, '51, '58-59)	McALLISTER, Zach (2011-18)	NIEHAUS, Richard (1920)	PADGETT, Ernie (1926-27)
MITCHELL, Dale (1946-56)	McBRIDE, Bake (1982-83)	NIEKRO, Phil (1986-87)	PAGEL, Karl (1981-83)
MITCHELL, Kevin (1997)	McCABE, Ralph (1946)	NIELSEN, Miit (1949, '51)	PAIGE, George (1911)
MITCHELL, Willie (1909-16)	McCARTHY, Jack (1901-03)	NIEMAN, Bob (1961-62)	PAIGE, Satchel (1948-49)
MLICKI, Dave (1992-93)	McCOSKY, Barney (1951-53)	NILES, Harry (1910)	PALMER, Lowell (1972)
MOELLER, Dan (1916)	McCRAW, Tom (1972, 74-75)	NILL, George (1907-08)	PAPISH, Frank (1949)
MOHLER, Mike (2000)	McCREA, Francis (1925)	NIPPER, Al (1990)	PARKER, Harry (1976)
MONACO, Blas (1937, 1946)	McDONALD, John (1999-04, '13)	NISCHWITZ, Ron (1963)	PARONTO, Chad (2002-03)
MONGE, Sid (1977-81)	McDONNELL, Jim (1943-45)	NIX, Jayson (2010)	PARRISH, Lance (1993)
MONTAGUE, Ed (1928, '30-32)	McDOWELL, Jack (1996-97)	NIXON, Otis (1984-87)	PARSONS, Casey (1987)
MOON, Leo (1932)	McDOWELL, Oddibe (1989)	NIXON, Russ (1957-60)	PASCHAL, Ben (1915)
MOORE, Adam (2015-16)	McDOWELL, Sam (1961-71)	NIXON, Trot (2007)	PASCUAL, Camilo (1971)
MOORE, Barry (1970)	McGUIRE, James A. (1901)	NOBOA, Junior (1984, '87)	PAUL, Mike (1968-71)
MOORE, Earl (1901-07)	McGUIRE, James T. (1908, '10)	NOLES, Dickie (1986)	PAVANO, Carl (2009)
MOORE, Edward (1934)	McHALE, Martin (1916)	NORRIS, Jim (1977-79)	PAWLOSKI, Stan (1955)
MOORE, James (1928-29)	McINNIS, John (1922)	NUNAMAKER, Leslie (1919-22)	PAXTON, Mike (1978-80)
MORA, Andres (1980)	McKAIN, Harold (1927)		PEARSON, Alexander (1903)
MORAN, Billy (1958-59, '64-65)	McLEMORE, Mark (1990)	O	PEARSON, Monte (1932-35)
MORGAN, Eddie (1928-33)	McLISH, Cal (1956-59)	O'BRIEN, Jack (1901)	PECK, Hal (1947-49)
MORGAN, Joe (1960-61)	McMAHON, Don (1964-66)	O'BRIEN, Pete (1989)	PECKINPAUGH, Roger (1910, '12-13)
MORGAN, Nyjer (2014)	McNEAL, John (1901)	O'BRIEN, Peter (1907)	PENA, Geronimo (1996)
MORIMANDO, Shawn (2016)	McNULTY, Pat (1922, '24-27)	O'DEA, Paul (1944-45)	PENA, Orlando (1967)
MORMAN, Alvin (1997-98)	McQUILLAN, George (1918)	ODENWALD, Ted (1921-22)	PENA, Tony (1994-96)
MORONKO, Jeff (1984)		ODOM, John (1975)	PENNER, Kenneth (1916)
	N	O'DONOGHUE, John (1966-67)	PERALTA, Jhonny (2003-10)
	NABHOLZ, Chris (1994)		

PERCONTE, Jack (1982-83)
PEREZ, Chris (2009-13)
PÉREZ, Eddie (2002)
PÉREZ, Eduardo (2006)
PÉREZ, Oilver (2018)
PÉREZ, Roberto (2014-18)
PÉREZ, Rafael (2006-12)
PEREZCHICA, Tony (1991-92)
PERKINS, Broderick (1983-84)
PERLMAN, Jon (1988)
PERRIN, William (1934)
PERRING, George (1908-10)
PERRY, Chan (2000)
PERRY, Gaylord (1972-75)
PERRY, Herbert (1994-96)
PERRY, Jim (1959-63, '74-75)
PESTANO, Vinnie (2010-14)
PETERS, John (1918)
PETERS, Russ (1940-44, '46)
PETERSON, Cap (1969)
PETERSON, Fritz (1974-76)
PETTY, Jess (1921)
PEZOLD, Larry (1914)
PHELPS, Cord (2011-13)
PHELPS, Josh (2004)
PHELPS, Ken (1990)
PHILLEY, Dave (1954-55)
PHILLIPS, Adolfo (1972)
PHILLIPS, Brandon (2002-05)
PHILLIPS, Bubba (1960-62)
PHILLIPS, Ed (1935)
PHILLIPS, Jason (2002-03)
PHILLIPS, Thomas (1919)
PICKERING, Ollie (1901-02)
PIERETTI, Marino (1950)
PIERSALL, Jim (1959-61)
PINA, Horacio (1968-69)
PINIELLA, Lou (1968)
PINSON, Vada (1970-71)
PITULA, Stan (1957)
PIZARRO, Juan (1969)
PLUNK, Eric (1992-98)
PLUTKO, Adam (2016, '18)
POAT, Ray (1942-44)
PODBIELAN, Bud (1959)
PODGAJNY, John (1946)
POLCHOW, Louis (1902)
POOLE, Jim (1995-96, '98-99)
POPE, Dave (1952, 1954-56)

PORTER, Dick (1929-34)
PORTER, J.W. (1958)
POST, Wally (1964)
POTE, Lou (2004)
POTT, Nelson (1922)
POUNDS, William (1903)
POWELL, John (1975-76)
POWER, Ted (1992-93)
POWER, Vic (1958-61)
POWERS, Ellis (1932-33)
POWERS, John (1960)
PRICE, Bryan (2014)
PRICE, John (1946)
PRUITT, Ron (1976-81)
PUTNAM, Zach (2011)
PYTLAK, Frank (1932-40)

Q

QUIRK, Jamie (1984)

R

RADINSKY, Scott (2001)
RABBITT, Joe (1922)
RABURN, Ryan (2013-15)
RADATZ, Dick (1966-67)
RAFTERY, Thomas (1909)
RAGLAND, Tom (1973)
RAICH, Eric (1975-76)
RAINES, Larry (1957-58)
RAKERS, Jason (1998-99)
RAMÍREZ, Alex (1998-2000)
RAMÍREZ, José (2013-18)
RAMÍREZ, Manny (1993-2000)
RAMIREZ, Neil (2018)
RAMOS, Domingo (1988)
RAMOS, Pedro (1962-64)
RAPADA, Clay (2013)
RATH, Morris (1910)
REDMOND, Mike (2010)
REED, Jerry (1982-83, 1985)
REED, Steve (1998-2001)
REGALADO, Rudy (1954-56)
REICH, Herman (1949)
REILLEY, Alex (1909)
REILLY, Thomas (1914)
REINHOLZ, Arthur (1928)
REISER, Pete (1952)
REISIGL, Jacob (1911)
REUSCHEL, Paul (1978-79)
REYES, Anthony (2008-2009)
REYNOLDS, Allie (1942-46)

REYNOLDS, Bob (1975)
REYNOLDS, Mark (2013)
RHOADS, Robert (1903-09)
RHODES, Arthur (2005)
RHOMBERG, Kevin (1982-84)
RICE, Edgar (1934)
RIDDLEBERGER, Dennie (1972)
RIDZIK, Steve (1958)
RIGDON, Paul (2000)
RIGGAN, Jerrod (2002-03)
RINCON, Juan (2008)
RINCON, Ricardo (1999-2002)
RIPKEN, Billy (1995)
RISKE, David (1999-2005)
RITTER, Reggie (1986-87)
RITTWAGE, Jim (1970)
RIVAS, Luis (2007)
ROA, Joe (1995-96)
ROBBINS, Jake (2004)
ROBERTS, Bip (1997)
ROBERTS, Dave (1999-2001)
ROBERTSON, Daniel (2017)
ROBERTSON, Jerome (2004)
ROBINSON, Eddie (1942, '46-48, '57)
ROBINSON, Frank (1974-76)
ROBINSON, Humberto (1959)
ROCCO, Mickey (1943-46)
ROCKER, John (2001)
RODGERS, Wilbur (1915)
RODRIGUEZ, Nerio (2002)
RODRIGUEZ, Ricardo (2002-03)
RODRIGUEZ, Rich (2001)
RODRIGUEZ, Rick (1988)
ROGERS, Esmil (2012)
ROHDE, Dave (1992)
ROHN, Dan (1986)
ROHR, Billy (1968)
ROLLINS, Rich (1970)
ROMAN, Jose (1984-86)
ROMANO, John (1960-64)
ROMERO, Niuman (2009)
ROMERO, Ramon (1984-85)
ROMO, Vicente (1968-69)
ROOF, Phil (1965)
ROSALES, Adam (2018)
ROSAR, Buddy (1943-44)
ROSELLO, Dave (1979-81)
ROSEN, Al (1947-56)

ROSENTHAL, Larry (1941)
ROSS, Don (1945-46)
ROSSMAN, Claude (1904, '06)
ROTH, Robert (1915-18)
ROTHEL, Robert (1945)
ROTTINO, Vinny (2012)
ROUSE, Mike (2007)
ROY, Luther (1924-25)
ROZEK, Dick (1950-52)
RUDOLPH, Don (1962)
RUHLE, Vern (1985)
RUNDLES, Richard (2008-09)
RUSSELL, Jack (1932)
RUSSELL, Jeff (1994)
RUSSELL, Lloyd (1938)
RUSZKOWSKI, Hank (1944-45, '47)
RUTHERFORD, Jim (1910)
RYAN, Buddy (1912-13)
RYAN, Jack (1908)
RZEPZYNSKI, Marc (2013-15)

S

SABATHIA, C.C. (2001-08)
SADLER, Carl (2002-03)
SALAS, Mark (1989)
SALAZAR, Danny (2013-17)
SALMON, Chico (1964-68)
SALVESON, John (1943, '45)
SANDERS, Ken (1973-74)
SANDS, Jerry (2015)
SANTANA, Carlos (2010-17)
SANTANA, Rafael (1990)
SANTIAGO, Jose G. (1954-55)
SANTIAGO, Jose R. (2003)
SANTOS, Angel (2003)
SANTOS, Omir (2013)
SAUERBECK, Scott (2005-06)
SCHAEFER, Herman (1918)
SCHAEFFERNOTH, Joe (1961)
SCHATZEDER, Dan (1988)
SCHEIBECK, Frank (1901)
SCHEINBLUM, Rich ('65, '67-69)
SCHLUETER, Norman (1944)
SCHRECKENGOST, Ossee (1902)
SCHROM, Ken (1986-87)
SCHULZE, Don (1984-86)

CLEVELAND INDIANS ALL-TIME ROSTER (continued)

SCHWARTZ, William (1904)	SMITH, Elmer (1914-17, '19-21)	STEWART, Walter (1935)	TERRY, Ralph (1965)
SCORE, Herb (1955-59)	SMITH, Joe (2009-13, '17)	STIGMAN, Dick (1960-61)	THIELMAN, John (1907-08)
SCOTT, Ed (1901)	SMITH, Robert (1959)	STIRNWEISS, George (1951-52)	THOMAS, Carl (1960)
SCUDDER, Scott (1992-93)	SMITH, Roy (1984-85)	STODDARD, Tim (1989)	THOMAS, Chester (1918-21)
SEANEZ, Rudy (1989-91)	SMITH, W. Roy (2001-02)	STOVALL, George (1904-11)	THOMAS, Fay (1931)
SEDDON, Chris (2012)	SMITH, Sherrod (1922-27)	STOVALL, Jesse (1903)	THOMAS, Gorman (1983)
SEEDS, Robert (1930-32, '34)	SMITH Syd (1910-11)	STREIT, Oscar (1902)	THOMAS, Stan (1976)
SEEREY, Pat (1943-48)	SMITH, Tommy (1973-76)	STRICKLAND, George (1952-57, '59-60)	THOMAS, Valmy (1961)
SEGUI, David (2000)	SMITH, Willie (1967-68)	STRICKLAND, Jim (1975)	THOMASON, Arthur (1910)
SEITZER, Kevin (1996-97)	SNYDER, Cory (1986-90)	STRIKER, Jake (1959)	THOME, Jim (1991-2002, '11)
SELBY, Bill (2000, 2002-03)	SNYDER, Earl (2002)	STROM, Brent (1973)	THOMPSON, Rich (1985)
SELLERS, Justin (2014)	SNYDER, Russ (1968-69)	STROMME, Floyd (1939)	THOMPSON, Ryan (1996)
SEPKOWSKI, Ted (1942, '46-47)	SODD, William (1937)	STUBBS, Drew (2013)	THONEY, Jack (1902-03)
SEWELL, Joe (1920-30)	SOLTERS, Julius (1937-39)	SUAREZ, KEN (1968-69, '71)	THORNTON, Andre (1977-79; '81-87)
SEWELL, Luke (1921-32, '39)	SORENSEN, Lary (1982-83)	SUCHE, Charles (1938)	TIANT, Luis (1964-69)
SEXSON, Richie (1997-2000)	SORENSEN, Zach (2003)	SUDAKIS, Bill (1975)	TIDROW, Dick (1972-74)
SEYFRIED, Gordon (1963-64)	SORRELLS, Ray (1922)	SULLIVAN, Dennis (1908-09)	TIEFENAUER, Bob ('60, '65, '67)
SHANER, Walter (1923)	SORRENTO, Paul (1992-95)	SULLIVAN, James (1923)	TIMMERMAN, Tom (1973-74)
SHAUTE, Joe (1922-30)	SOTHORON, Allen (1921-22)	SULLIVAN, Paul (1939)	TINGLEY, Ron (1988)
SHAW, Bryan (2013-17)	SOTO, Giovanni (2015)	SULLIVAN, William (1936-37)	TIPTON, Joe (1948, '52-53)
SHAW, Jeff (1990-92)	SOUTHWORTH, William (1913, '15)	SUMMA, Homer (1922-28)	TODD, Jess (2009-10)
SHAY, Danny (1901)	SOWERS, Jeremy (2006-10)	SUSCE, George (1941-44)	TOLSON, Charles (1925)
SHEAFFER, Danny (1989)	SPEAKER, Tris (1916-26)	SUTCLIFFE, Rick (1982-84)	TOMANEK, Dick (1953-54, '57-58)
SHIELDS, Francis (1915)	SPEECE, Byron (1925-26)	SUTHERLAND, Darrell (1968)	TOMLIN, Josh (2010-18)
SHILLING, James (1939)	SPEED, Horace (1978-79)	SUTTON, Drew (2010)	TOREGAS, Wyatt (2009)
SHINAULT, Enoch (1921-22)	SPEIER, Justin (2000-01)	SWAN, Russ (1994)	TORKELSON, Chester (1917)
SHIPKE, William (1906)	SPENCER, Roy (1933-34)	SWARZAK, Anthony (2015)	TORRES, Rosendo (1973-74)
SHOFFNER, Milburn (1929-31)	SPENCER, Shane (2003)	SWINDELL, Greg (1986-91, '96)	TOWNSEND, Jack (1906)
SHOPPACH, Kelly (2006-09, '13)	SPIKES, Charlie (1973-77)	SWINDELL, Joshua (1911, '13)	TRABER, Billy (2003)
SHUCK, J.B. (2014)	SPILLNER, Dan (1978-84)	SWISHER, Nick (2013-15)	TREADWAY, Jeff (1993)
SHUEY, Paul (1994-2002)	SPRADLIN, Jerry (1999)		TRESH, Mike (1949)
SIEBERT, Sonny (1964-69)	SPRING, Jack (1965)	T	TRILLO, Manny (1983)
SIKORSKI, Brian (2006)	SPRINGER, Steve (1990)	TABLER, Pat (1983-88)	TROSKY, Hal (1933-41)
SIMPSON, Harry (1951-53, '55)	SPRINZ, Joe (1930-31)	TADANO, Kazuhito (2004-05)	TROUPPE, Quincy (1952)
SIMS, Duke (1964-70)	SPURGEON, Fred (1924-27)	TALBOT, Mitch (2010-11)	TUCKER, Ollie (1928)
SIPP, Tony (2009-12)	STANFORD, Jason (2003-07)	TALLET, Brian (2002-03, '05)	TUCKER, Scooter (1995)
SITTON, Carl (1909)	STANGE, Lee (1964-66)	TAM, Jeff (1999)	TUCKER, Thurman (1948-51)
SIZEMORE, Grady (2004-11)	STANLEY, Fred (1971-72)	TANNER, Chuck (1959-60)	TURCHIN, Edward (1943)
SKALSKI, Joe (1989)	STANTON, Mike (1980-81)	TASBY, Willie (1962-63)	TURNER, Chris (1999)
SKINNER, Joel (1989-91)	STARK, Monroe (1909)	TAUBENSEE, Eddie (1991, '01)	TURNER, Matt (1994)
SLATTERY, John (1903)	STARNAGLE, George (1902)	TAVAREZ, Julian (1993-96)	TURNER, Terry (1904-18)
SLOCUM, Brian (2006, 2008)	STEEN, Bill (1912-15)	TAYLOR, Ben (2018)	TYNER, Jason (2008)
SLOCUMB, Heathcliff (1993)	STEINER, Jim (1945)	TAVENER, John (1929)	TYRIVER, Dave (1962)
SMILEY, John (1997)	STEPHENS, Bryan (1947)	TAYLOR, Luther (1902)	
SMITH, AI (1953-57, '64)	STEPHENSON, Riggs (1921-25)	TAYLOR, Ron (1962)	U
SMITH, Alfred (1940-45)	STEVENS, Dave (1999)	TAYLOR, Sam (1963)	UHLAENDER, Ted (1970-71)
SMITH, Charles (1902)	STEVENS, Lee (2002)	TEBBETTS, Birdie (1951-52)	UHLE, George (1919-28, '36)
SMITH, Clarence (1916-17)	STEWART, Sammy (1987)	TEDROW, Allen (1914)	UJDUR, Jerry (1984)
SMITH, Clay (1938)	STEWART, Scott (2004)	TEMPLE, John (1960-61)	UNDERHILL, Vern (1927-28)
			UNSER, Dell (1972)

UPP, George (1909)
UPSHAW, Cecil (1974)
UPSHAW, Willie (1988)
URIBE, Juan (2016)
URSHELA, Giovanni (2015, '17)
USHER, Bob (1957)
USSAT, Bill (1925, 1927)

V

VAIL, Mike (1978)
VALBUENA, Luis (2009-11)
VALDEZ, Efrain (1990-91)
VALENZ, Sergio (1990-91)
VALENTINETTI, Vito (1957)
VALO, Elmer (1959)
VAN CAMP, Al (1928)
VANDE BERG, Ed (1987)
VANDER MEER, John (1951)
VARNEY, Lawrence (1902)
VASBINDER, M. Calhoun (1902)
VAZQUEZ, Ramon (2005-06)
VELANDIA, Jorge (2008)
VELEZ, Otto (1983)
VERAS, Jose (2009)
VERNON, Mickey (1949-50, '58)
VERSALLES, Zoilo (1969)
VERYZER, Tom (1978-81)
VIDAL, Jose (1966-68)
VILLONE, Ron (1998)
VINSON, Ernest (1904-05)
VIZCAINO, Jose (1996)
VIZCAINO, Luis (2009)
VIZQUEL, Omar (1994-2004)
VON OHLEN, Dave (1985)
VOSMIK, Joe (1930-36)
VUKOVICH, George (1983-85)

W

WADDELL, Tom (1984-85, '87)
WAGNER, Leon (1964-68)
WAGNER, Paul (1999)
WAITS, Rick (1975-83)
WAKEFIELD, Howard (1905, '07)
WALKER, Edward (1902-03)
WALKER, Fred (1912)
WALKER, Gerald (1941)
WALKER, James (1912, '15)
WALKER, Jerry (1963-64)
WALKER, Mike (1988, '90-91)
WALTERS, Al (1924-25)
WALTERS, Zach (2014-15)

WAMBSGANSS, Bill (1914-23)
WARD, Aaron (1928)
WARD, Colby (1990)
WARD, Preston (1956-58)
WARD, Turner (1990-91)
WARDLE, Curt (1985)
WASDELL, Jim (1946-47)
WASHINGTON, Ron (1988)
WATSON, Mark (2000)
WAYENBERG, Frank (1924)
WEATHERLY, Roy (1936-42)
WEATHERS, Dave (1997)
WEAVER, Floyd (1962, 65)
WEBB, James (1938-39)
WEBB, Ryan (2015)
WEBBER, Les (1946, 48)
WEBSTER, Mitch (1990-91)
WEBSTER, Ray (1959)
WEIGEL, Ralph (1946)
WEIK, Dick (1950, 53)
WEILAND, Robert (1934)
WEINGARTNER, Elmer (1945)
WELF, Oliver (1916)
WENSLOFF, Charles (1948)
WERTZ, Bill (1993-94)
WERTZ, Vic (1954-58)
WEST, James (1905, 11)
WESTBROOK, Jake (2001-10)
WESTLAKE, Wally (1952-55)
WEYHING, August (1901)
WHEELER, Dan (2012)
WHEELER, Ed (1945)
WHISENANT, Pete (1960)
WHITE, Alex (2011)
WHITE, Rick (2004)
WHITEHILL, Earl (1937-38)
WHITEN, Mark (1991-92, '98-00)
WHITFIELD, Fred (1963-67)
WHITSON, Ed (1982)
WICKANDER, Kevin ('89-90, '92-93)
WICKMAN, Bob (2000-06)
WIGHT, Bill (1953, 55)
WIHTOL, Sandy (1979-80, '82)
WILCOX, Mit (1972-74)
WILHELM, Hoyt (1957-58)
WILIE, Denney (1915)
WILKINS, Eric (1979)
WILKINSON, Roy (1918)
WILKS, Ted (1952-53)

WILLARD, Jerry (1984-85)
WILLIAMS, Alva (1918)
WILLIAMS, Brian (2000)
WILLIAMS, Dick (1957)
WILLIAMS, Eddie (1986-88)
WILLIAMS, Fred (1945)
WILLIAMS, Matt (1997)
WILLIAMS, Reggie (1988)
WILLIAMS, Stan (1965, '67-69)
WILLIAMS, Walt (1973)
WILLIS, Les (1947)
WILLS, Frank (1986-87)
WILSON, Arthur (1921)
WILSON, Bob (1960)
WILSON, Enrique (1997-2000)
WILSON, Francis (1928)
WILSON, Jim (1985)
WILSON, Nigel (1996)
WINCHELL, Fred (1909)
WINEGARNER, Ralph (1930, '32, '34-36)
WINFIELD, Dave (1995)
WINN, George (1922-23)
WISE, Rick (1978-79)
WITT, Bobby (2000)
WOHLERS, Mark (2002)
WOJNA, Ed (1989)
WOLF, Ernest (1912)
WOLFF, Roger (1947)
WOOD, Blake (2013-14)
WOOD, Joe (1917-22)
WOOD, Kerry (2009-10)
WOOD, Robert (1901-02)
WOOD, Roy (1914-15)
WOODARD, Steve (2000-01)
WOODESHICK, Hal (1958)
WOODLING, Gene (1943, '46, '55-57)
WORKMAN, Charles (1938, '41)
WORRELL, Tim (1998)
WORTHINGTON, Craig (1992)
WRIGHT, Albert (1935)
WRIGHT, Clarence (1902-03)
WRIGHT, Jamey (2010)
WRIGHT, Jaret (1997-2002)
WRIGHT, William (1909)
WYATT, Loral (1924)
WYATT, Whitlow (1937)
WYNN, Early (1949-57, '63)

Y

YEAGER, George (1901)
YETT, Rich (1986-89)
YINGLING, Earl (1911)
YORK, Michael (1991)
YOTER, Elmer (1924)
YOUNG, Bobby (1955-56)
YOUNG, Cliff (1993)
YOUNG, Cy (1909-11)
YOUNG, Ernie (2004)
YOUNG, George (1913)
YOUNG, Matt (1993)
YOUNG, Mike (1989)
YOWELL, Carl (1924-25)

Z

ZIMMER, Bradley (2017-18)
ZINN, James (1929)
ZOLDAK, Sam (1948-50)
ZUBER, William (1936, '38-40)
ZUVELLA, Paul (1988-89)
ZUVERINK, George (1951-52)

CLEVELAND FINISHES 1901-2018

YEAR	POSITION	W	L	GB	PCT.	MANAGER	A.L. CHAMPIONS
1901	Seventh	54	82	29.0	.397	James R. McAleer	Chicago
1902	Fifth	69	67	14	.507	William R. Armour	Philadelphia
1903	Third	77	63	15	.550	William R. Armour	Boston
1904	Fourth	86	65	7.5	.570	William R. Armour	Boston
1905	Fifth	76	78	19	.494	Napoleon Lajoie	Philadelphia
1906	Third	89	64	5	.582	Napoleon Lajoie	Chicago
1907	Fourth	85	67	8	.559	Napoleon Lajoie	Detroit
1908	Second	90	64	.5	.584	Napoleon Lajoie	Detroit
1909	Sixth	71	82	27.5	.464	Lajoie - James McGuire	Detroit
1910	Fifth	71	81	32	.467	James McGuire	Philadelphia
1911	Third	80	73	22	.523	McGuire - Geo. Stovall	Philadelphia
1912	Fifth	75	78	30.5	.490	Harry Davis - J.L. Birmingham	Boston
1913	Third	86	66	9.5	.566	J.L. Birmingham	Philadelphia
1914	Eighth	51	102	48.5	.333	J.L. Birmingham	Philadelphia
1915	Seventh	57	95	44.5	.375	Birmingham - Lee Fohl	Boston
1916	Sixth	77	77	14	.500	Lee Fohl	Boston
1917	Third	88	66	12	.571	Lee Fohl	Chicago
1918	Second (a)	73	54	2.5	.575	Lee Fohl	Boston
1919	Second	84	55	3.5	.604	Fohl - Tris Speaker	Chicago
1920	FIRST	98	56	(+ 2)	.636	Tris Speaker	CLEVELAND
1921	Second	94	60	4.5	.610	Tris Speaker	New York
1922	Fourth	78	76	16	.507	Tris Speaker	New York
1923	Third	82	71	16.5	.536	Tris Speaker	New York
1924	Sixth	67	86	24.5	.438	Tris Speaker	Washington
1925	Sixth	70	84	27.5	.455	Tris Speaker	Washington
1926	Second	88	66	3	.571	Tris Speaker	New York
1927	Sixth	66	87	43.5	.431	Jack McAllister	New York
1928	Seventh	62	92	39	.403	Roger Peckinpaugh	New York
1929	Third	81	71	24	.533	Roger Peckinpaugh	Philadelphia
1930	Fourth	81	73	21	.526	Roger Peckinpaugh	Philadelphia
1931	Fourth	78	76	30	.506	Roger Peckinpaugh	Philadelphia
1932	Fourth	87	65	19	.572	Roger Peckinpaugh	New York
1933	Fourth	75	76	23.5	.497	Peckinpaugh - Walter Johnson	Washington
1934	Third	85	69	16	.552	Walter Johnson	Detroit
1935	Third	82	71	12	.536	Johnson - Steve O'Neill	Detroit
1936	Fifth	80	74	22.5	.519	Steve O'Neill	New York
1937	Fourth	83	71	19	.539	Steve O'Neill	New York
1938	Third	86	66	13	.566	Oscar Vitt	New York
1939	Third	87	67	20.5	.565	Oscar Vitt	New York
1940	Second	89	65	1	.578	Oscar Vitt	Detroit
1941	Fourth (b)	75	79	26	.487	Roger Peckinpaugh	New York
1942	Fourth	75	79	28	.487	Lou Boudreau	New York
1943	Third	82	71	15.5	.536	Lou Boudreau	New York
1944	Fifth (c)	72	82	17	.468	Lou Boudreau	St. Louis
1945	Fifth	73	72	11	.503	Lou Boudreau	Detroit
1946	Sixth	68	86	36	.442	Lou Boudreau	Boston
1947	Fourth	80	74	17	.519	Lou Boudreau	New York
1948	FIRST	97	58	(+1)	.626	Lou Boudreau	CLEVELAND
1949	Third	89	65	8	.578	Lou Boudreau	New York
1950	Fourth	92	62	6	.597	Lou Boudreau	New York
1951	Second	93	61	5	.604	Al Lopez	New York
1952	Second	93	61	2	.604	Al Lopez	New York
1953	Second	92	62	8.5	.597	Al Lopez	New York
1954	FIRST	111	43	(+8)	.721	Al Lopez	CLEVELAND
1955	Second	93	61	3	.604	Al Lopez	New York
1956	Second	88	66	9	.571	Al Lopez	New York
1957	Sixth	76	77	21.5	.497	Kerby Farrell	New York
1958	Fourth	77	76	14.5	.503	Bobby Bragan - Joe Gordon	New York
1959	Second	89	65	5	.578	Joe Gordon	Chicago

BEST OWNERSHIP START

The Indians have never finished first in the first year of a new ownership. The Dolan ownership was only the second in club history to debut with a second place finish. Cleveland finished second in 1953 under the new ownership group with Myron H. "Mike" Wilson, Jr. as its president.

YEAR	POSITION	W	L	GB	PCT.	MANAGER	A.L. CHAMPIONS
1960	Fourth	76	78	21	.494	Gordon - Jimmie Dykes	New York
1961	Fifth	78	83	30.5	.484	Jimmie Dykes	New York
1962	Sixth	80	82	16	.494	Mel McGaha	New York
1963	Fifth (d)	79	83	25.5	.488	Birdie Tebbetts	New York
1964	Sixth (e)	79	83	20	.488	Birdie Tebbetts	New York
1965	Fifth	87	75	15	.537	Birdie Tebbetts	Minnesota
1966	Fifth	81	81	17	.500	Tebbetts - George Strickland	Baltimore
1967	Eighth	75	87	17	.463	Joe Adcock	Boston
1968	Third	86	75	16.5	.534	Alvin Dark	Detroit
1969*	Sixth	62	99	46.5	.385	Alvin Dark	Baltimore
1970	Fifth	76	86	32	.469	Alvin Dark	Baltimore
1971	Sixth	60	102	43	.370	Dark - John Lipon	Baltimore
1972	Fifth (g)	72	84	14	.462	Ken Aspromonte	Oakland
1973	Sixth	71	91	26	.438	Ken Aspromonte	Oakland
1974	Fourth	77	85	14	.475	Ken Aspromonte	Oakland
1975	Fourth	79	80	15.5	.497	Frank Robinson	Boston
1976	Fourth	81	78	16	.509	Frank Robinson	New York
1977	Fifth	71	90	28.5	.441	Robinson - Jeff Torborg	New York
1978	Sixth	69	90	29	.434	Jeff Torborg	New York
1979	Sixth	81	80	22	.503	Torborg - Dave Garcia	Baltimore
1980	Sixth	79	81	23	.494	Dave Garcia	Kansas City
1981	Sixth (g)	52	51	7	.505	Dave Garcia	New York
1982	Sixth (f)	78	84	17	.481	Dave Garcia	Milwaukee
1983	Seventh	70	92	28	.432	Mike Ferraro - Pat Corrales	Baltimore
1984	Sixth	75	87	29.5	.463	Pat Corrales	Detroit
1985	Seventh	60	102	39.5	.370	Pat Corrales	Kansas City
1986	Fifth	84	78	11.5	.519	Pat Corrales	Boston
1987	Seventh	61	101	37	.377	Corrales - Doc Edwards	Minnesota
1988	Sixth	78	84	11	.481	Doc Edwards	Oakland
1989	Sixth	73	89	16	.451	Edwards - John Hart	Oakland
1990	Fourth	77	85	11	.475	John McNamara	Oakland
1991	Seventh	57	105	34	.352	McNamara - Mike Hargrove	Minnesota
1992	Fourth	76	86	20	.469	Mike Hargrove	Toronto
1993	Sixth	76	86	19	.469	Mike Hargrove	Toronto
1994#	Second (g)	66	47	1	.584	Mike Hargrove	None
1995	FIRST (g)	100	44	(+30)(h)	.694	Mike Hargrove	CLEVELAND
1996	FIRST	99	62	(+14.5)	.615	Mike Hargrove	New York
1997	FIRST	86	75	(+6)	.534	Mike Hargrove	CLEVELAND
1998	FIRST	89	73	(+9)	.549	Mike Hargrove	New York
1999	FIRST	97	65	(+21.5)	.599	Mike Hargrove	New York
2000	Second	90	72	5	.556	Charlie Manuel	New York
2001	FIRST	91	71	(+6)	.562	Charlie Manuel	New York
2002	Third	74	88	20.5	.457	Manuel - Joel Skinner	Anaheim
2003	Fourth	68	94	22	.420	Eric Wedge	New York
2004	Third	80	82	12	.494	Eric Wedge	Boston
2005	Second	93	69	6	.574	Eric Wedge	Chicago
2006	Fourth	78	84	18	.481	Eric Wedge	Detroit
2007	FIRST	96	66	(+8)	.593	Eric Wedge	Boston
2008	Third	81	81	7.5	.500	Eric Wedge	Tampa Bay
2009	Fourth (i)	65	97	21.5	.401	Eric Wedge	New York
2010	Fourth	69	93	25	.426	Manny Acta	Texas
2011	Second	80	82	15	.494	Manny Acta	Texas
2012	Fourth	68	94	20	.420	Acta - Sandy Alomar	Detroit
2013	Second (j)	92	70	1 (+0.5)	.568	Terry Francona	Boston
2014	Third	85	77	5	.525	Terry Francona	Kansas City
2015	Third	81	80	13.5	.503	Terry Francona	Kansas City
2016	FIRST	94	67	(+8)	.584	Terry Francona	CLEVELAND
2017	FIRST	102	60	(+17)	.630	Terry Francona	Houston
2018	FIRST	91	71	(+13)	.562	Terry Francona	Boston

FINISHES: First-13; Second-17; Third-19; Fourth-24; Fifth-15; Sixth-21; Seventh-7; Eighth-2

HIGHEST PERCENTAGE: .721 in 1954 (American League record).

LOWEST PERCENTAGE: .333 in 1914.

(a) Short season because of World War I. Two games forfeited on Labor Day. (b) Tied with Detroit for 4th.

(c) Tied with Philadelphia for 5th.(d) Tied with Detroit for 5th. (e) Tied with Minnesota for 6th.

(f) Tied with Toronto for 6th. (g) Shortened due to labor dispute. (h) Major League record. (i) Tied with Kansas City for 4th. (j) First AL WildCard

*Two division play established (East and West), #Three division play established (East, Central and West)

INDIANS RETIRED UNIFORM NUMBERS

BOB FELLER — #19

19

Arguably the greatest right-handed pitcher of all-time, the Van Meter, Iowa native joined the Indians as a 17-year-old in 1936 and played 18 years with the Tribe. Feller compiled a lifetime record of 266-162 with a 3.25 ERA. He is the Indians all-time leader in shutouts (46), innings pitched (3,827), wins (266) and strikeouts (2,581).

Bob appeared in eight All-Star games, more than any player in the history of the Indians and started the 1941 and 1946 games.

Feller won 20-or-more games six times and won a career-best 27 games in 1940. Bob also led the league in strikeouts seven times, and in 1946 he won 26 games and struck out 348 in 371.1 innings. The 348 strikeouts is still a single-season team record.

"Rapid Robert" tossed three no-hitters in his career. Feller's first no-hitter came on April 16, 1940 in a 1-0 victory at Chicago in 30-degree weather, and it remains as Major League Baseball's only Opening Day no-hitter.

Bob lost three years of his career serving in the military (1942-44) and saw limited action in 1945.

Bob Feller's #19 was retired by the Indians in 1957, the first number retired by the club, and he was elected to baseball's Hall of Fame in 1962. Bob passed away on December 15, 2010 at the age of 92.

YEAR	CLUB	W	L	ERA	G	GS	CG	SHO	SV	IP	H	BB	SO
1936	CLEVELAND	5	3	3.34	14	8	5	0	1	62.0	52	47	76
1937	CLEVELAND	9	7	3.39	26	19	9	0	1	148.2	116	106	150
1938	CLEVELAND	17	11	4.08	39	36	20	2	1	277.2	225	208	*240
1939	CLEVELAND	*24	9	2.85	39	35	*24	4	1	*296.2	227	142	*246
1940	CLEVELAND	*27	11	*2.61	*43	37	*31	*4	4	*320.1	245	118	*261
1941	CLEVELAND	*25	13	3.15	*44	40	28	*6	2	*343.0	284	194	*260
1945	CLEVELAND	5	3	2.50	9	9	7	1	0	72.0	50	35	59
1946	CLEVELAND	*26	15	2.18	*48	42	*36	*10	4	*371.1	277	153	*348
1947	CLEVELAND	*20	11	2.68	42	37	20	*5	3	*299.0	230	127	*196
1948	CLEVELAND	19	15	3.56	44	38	18	2	3	280.1	255	116	*164
1949	CLEVELAND	15	14	3.75	36	28	15	0	0	211.0	198	84	108
1950	CLEVELAND	16	11	3.43	35	34	16	3	0	247.0	230	103	119
1951	CLEVELAND	*22	8	3.50	33	32	16	4	0	249.2	239	95	111
1952	CLEVELAND	9	13	4.74	30	30	11	0	0	191.2	219	83	81
1953	CLEVELAND	10	7	3.59	25	25	10	1	0	175.2	163	60	60
1954	CLEVELAND	13	3	3.09	19	19	9	1	0	140.0	127	39	59
1955	CLEVELAND	4	4	3.47	25	11	2	1	0	83.0	71	31	25
1956	CLEVELAND	0	4	4.97	19	4	2	0	1	58.0	63	23	18
M.L. Totals		266	162	3.25	570	484	279	44	21	3827.0	3271	1764	2581

WORLD SERIES RECORD

YEAR	CLUB	W	L	ERA	G	GS	CG	SHO	SV	IP	H	BB	SO
1948	CLEVELAND	0	2	5.02	2	2	1	0	0	14.1	10	5	7

*Led American League

FELLER DEBUT

July 19, 2001 marked the 65th anniversary of Bob Feller's debut with the Indians on July 19, 1936. Bob took his big league bow in a relief appearance at Washington. The next month, Bob made his starting debut and recorded 15 strikeouts as Cleveland beat the St. Louis Browns 4-1 at League Park.

MEL HARDER — #18

18

Mel Harder's career spanned 20 seasons, the most by any player in Indians history. The Beemer, Nebraska native broke into the Majors with the Indians in 1928, and he concluded his career after the 1947 season with a 223-186 record and a 3.80 ERA. He appeared in 582 games, more than any other Indians pitcher, and his 223 victories trail only Feller on the Indians all-time list.

Harder, a four-time A.L. All-Star, played in the Mid-Summer Classic in 1934 through 1937. Mel collected 20 victories twice, in 1934 (20-12) and 1935 (22-11) and reached double figures in victories 14 times. From 1932-39, Harder tossed more than 200 innings and won at least 15 games in each of those years. Mel is in the Indians all-time top-10 in IP, shutouts, wins, strikeouts and games.

Harder led the Indians in innings pitched four times (1933-35 and 1937), wins five times (1934-35, 1937, 1938 and 1944), ERA four times (1933-35 and 1938), strikeouts three times (1933, 1935 and 1942) and complete games twice (1935 and 1944). After his playing career, he was the pitching coach for the Tribe from 1948-63.

Mel Harder's #18 was retired by the Indians in 1990. Mel passed away at the age of 93 on October 20, 2002.

YEAR	CLUB	W	L	ERA	G	GS	CG	SHO	SV	IP	H	BB	SO
1928	CLEVELAND	0	2	6.61	23	1	0	0	1	49.0	64	32	15
1929	CLEVELAND	1	0	5.60	11	0	0	0	0	17.2	24	5	4
1930	CLEVELAND	11	10	4.21	36	19	7	0	2	175.1	205	68	45
1931	CLEVELAND	13	14	4.36	40	24	9	0	1	194.0	229	72	63
1932	CLEVELAND	15	13	3.75	39	32	17	1	0	254.2	277	68	90
1933	CLEVELAND	15	17	*2.95	*43	31	14	2	4	253.0	254	67	81
1934	CLEVELAND	20	12	2.61	44	29	17	*6	4	255.1	246	81	91
1935	CLEVELAND	22	11	3.29	42	35	17	4	2	287.1	313	53	95
1936	CLEVELAND	15	15	5.17	36	30	13	0	1	224.2	294	71	84
1937	CLEVELAND	15	12	4.28	38	30	13	0	2	233.2	269	86	95
1938	CLEVELAND	17	10	3.83	38	29	15	2	4	240.0	257	62	102
1939	CLEVELAND	15	9	3.50	29	26	12	1	1	208.0	213	64	67
1940	CLEVELAND	12	11	4.06	31	25	5	0	0	186.1	200	59	76
1941	CLEVELAND	5	4	5.24	15	10	1	0	1	68.2	79	37	21
1942	CLEVELAND	13	14	3.44	29	29	13	4	0	198.2	179	82	74
1943	CLEVELAND	8	7	3.06	19	18	6	1	0	135.1	126	61	40
1944	CLEVELAND	12	10	3.71	30	27	12	2	0	196.1	211	69	64
1945	CLEVELAND	3	7	3.67	11	11	2	0	0	76.0	93	23	16
1946	CLEVELAND	5	4	3.41	13	12	4	1	0	92.1	85	31	21
1947	CLEVELAND	6	4	4.50	15	15	4	1	0	80.0	91	27	17
M.L. Totals		223	186	3.80	582	433	181	25	23	3426.1	3706	1118	1161

* Led American League

EARL AVERILL — #3**3**

Earl Averill played 13 seasons in the Majors, 11 of those with the Indians. The Snohomish, Washington native broke into the league with the Tribe in 1929, homered in his first plate appearance on April 16, 1929 and batted .331 his rookie year. Earl retired after the 1941 season with a .318 lifetime average.

Averill was a six-time A.L. All-Star and started in the Mid-Summer Classic three times, in 1936, '37 and '38. The left-handed hitting outfielder led the league with 232 hits and 15 triples in 1936. In 1931, he scored 140 runs, which still represents an Indians single-season record.

Earl left the Indians in 1939 as the franchise's all-time leader in runs scored (1,154), triples (121), RBI (1,084), extra-base hits (724), and total bases (3,200), totals that still top the club today. Averill is one of seven Tribe players to have hit for the cycle. He did it on August 17, 1933 vs. Philadelphia.

Earl was the first Indians player to homer three times in one game, as he cracked three round-trippers on September 17, 1930 in consecutive at-bats. He collected 32 homers in 1931 and '32 and 143 RBIs in 1931. Both represent season-highs by a Tribe center fielder.

Earl Averill's #3 was retired by the Indians in 1975, the same year that he was inducted into the Baseball Hall of Fame. He passed away on August 16, 1983 at the age of 81.

YEAR	CLUB	AVG	G	AB	R	H	2B	3B	HR	RBI	BB	SO	SB
1929	CLEVELAND	.332	151	597	110	198	43	13	18	96	63	53	13
1930	CLEVELAND	.339	139	534	102	181	33	8	19	119	56	48	10
1931	CLEVELAND	.333	155	627	140	209	36	10	32	143	68	38	9
1932	CLEVELAND	.314	153	631	116	198	37	14	32	124	75	40	5
1933	CLEVELAND	.301	151	599	83	180	39	16	11	92	54	29	3
1934	CLEVELAND	.313	154	598	128	187	48	6	31	113	99	44	5
1935	CLEVELAND	.288	140	563	109	162	34	13	19	79	70	58	8
1936	CLEVELAND	.378	152	614	136	*232	39	*15	28	126	65	35	3
1937	CLEVELAND	.299	156	609	121	182	33	11	21	92	88	65	5
1938	CLEVELAND	.330	134	482	101	159	27	15	14	93	81	48	5
1939	CLEVE/Det	.264	111	364	66	96	28	6	11	65	49	42	4
1940	Detroit	.280	64	118	10	33	4	1	2	20	5	14	0
1941	Boston	.117	8	17	2	2	0	0	0	2	1	4	0
M.L. Totals		.318	1668	6353	1224	2019	401	128	238	1164	775	518	69

WORLD SERIES RECORD

YEAR	CLUB	AVG	G	AB	R	H	2B	3B	HR	RBI	BB	SO	SB
1940	Detroit	.000	3	3	0	0	0	0	0	0	0	0	0

* Led American League

LOU BOUDREAU — #5

5

The Hall of Fame shortstop played in the Majors for 15 seasons, 13 with the Indians and two with Boston. Lou was the Indians player-manager from 1942-1950 and led the Indians to their last World Championship in 1948.

With Boudreau at the helm, the Indians went 728-649 and he remains the all-time winningest manager in Tribe history. Lou also managed in Boston from 1952-54, in Kansas City from 1955-57 and then managed the Cubs in 1960.

Boudreau appeared in seven All-Star games, including three starting assignments in 1942, 1947 and 1948. In 1944, he led the A.L. with a .327 average and led the league in doubles three times with 45 two-baggers in 1941, 1944 and 1947.

Lou is in the Indians all-time top 10 in games, ABs, hits, runs, doubles, RBI and extra-base hits.

In the championship season of 1948, Lou enjoyed his best season. He batted .355 with 18 home runs and 116 RBI. He collected 98 walks and struck out only nine times in 560 at-bats.

Lou Boudreau's #5 was retired by the Indians in 1970, the same year that the Harvey, Illinois native was elected into baseball's Hall of Fame. Boudreau died on August 10, 2001 in Frankfort, IL at the age of 83.

The Indians unveiled a statue of Boudreau outside of Progressive Field's Right Field Gate on August 5, 2017.

YEAR	CLUB	AVG	G	AB	R	H	2B	3B	HR	RBI	BB	SO	SB
1938	CLEVELAND	.000	1	1	0	0	0	0	0	0	1	0	0
1939	CLEVELAND	.258	53	225	42	58	15	4	0	19	28	24	2
1940	CLEVELAND	.295	155	627	97	185	46	10	9	101	73	39	6
1941	CLEVELAND	.257	148	579	95	149	*45	8	10	56	85	57	9
1942	CLEVELAND	.283	147	506	57	143	18	10	2	58	75	39	7
1943	CLEVELAND	.286	152	539	69	154	32	7	3	67	90	31	4
1944	CLEVELAND	*.327	150	584	91	191	*45	5	3	67	73	39	11
1945	CLEVELAND	.307	97	345	50	106	24	1	3	48	35	20	0
1946	CLEVELAND	.293	140	515	51	151	30	6	6	62	40	14	6
1947	CLEVELAND	.307	150	538	79	165	*45	3	4	67	67	10	1
1948	CLEVELAND	.355	152	560	116	199	34	6	18	106	98	9	3
1949	CLEVELAND	.284	134	475	53	135	20	3	4	60	70	10	0
1950	CLEVELAND	.269	81	260	23	70	13	2	1	29	31	5	1
1951	Boston	.267	82	273	37	73	18	1	5	47	30	12	1
1952	Boston	.000	4	2	1	0	0	0	0	2	0	0	0
M.L. Totals		.295	1646	6029	861	1779	385	66	68	789	796	309	51

WORLD SERIES RECORD

YEAR	CLUB	AVG	G	AB	R	H	2B	3B	HR	RBI	BB	SO	SB
1948	CLEVELAND	.273	6	22	1	6	4	0	0	3	1	1	0

* Led American League

MOST VALUABLE PLAYER VOTES

Since the establishment of the current Most Valuable Player awards in 1931, six players have accumulated 400 or more MVP votes in a Tribe uniform. The group is led by Hall of Famers Lou Boudreau and Bob Feller. Boudreau garnered 896 votes from 1940-1949 and won the award in 1948. Feller earned 838 votes from 1939-1951. Albert Belle gained 835 votes from 1992-1996. Bob Lemon had 559 votes from 1948-1956. Manny Ramirez had 480 votes from 1995-2000. Al Rosen had 414 votes from 1950-1954 and won the award in 1953.

LARRY DOBY— #14**14**

On July 3, 1947, Indians owner Bill Veeck signed Larry Doby to a Major League contract. Two days later, he appeared in his first American League game, becoming the first African American player in the league. This trailblazer enjoyed a magnificent 13-year big league career, 10 of those seasons spent in Cleveland with the Tribe.

Larry helped lead the Indians to their last World Championship in 1948. In the '48 W.S. he batted a team-leading .318, and his 400-foot homer off the Braves Johnny Sain won Game 4 for the Indians. In 1950, he was recognized as the game's best centerfielder by *The Sporting News*. He led the AL in home runs (32) and RBI (126) in 1954, and Larry was a seven-time All-Star spanning 1949-1955.

Prior to joining the Indians, Doby was a standout for the Newark Eagles of the Negro National League. In 1946, Doby led the Eagles to the World Championship, batting .397. He was hitting .414 with the Eagles in '47 before signing with the Indians.

Larry finished his outstanding Major League career following the 1959 season. In his career, he clubbed 253 home runs, collected 970 RBI and owned a .283 (1515-5348) batting average.

Larry Doby's #14 was retired by the Indians on July 3, 1994, exactly 47 years after he shattered the race barrier in the American League. He was enshrined into the National Baseball Hall of Fame in 1998. Larry passed away at the age of 79 on June 18, 2003. Eagle Avenue, which runs behind the Progressive Field bleachers in left field, was renamed Larry Doby Way in 2012 and a statue in Doby's honor was erected outside Gate C in 2015, joining Jim Thome and Bob Feller.

YEAR	CLUB	AVG	G	AB	R	H	2B	3B	HR	RBI	BB	SO	SB
1947	CLEVELAND	.156	29	32	3	5	1	0	0	2	1	11	0
1948	CLEVELAND	.301	121	439	83	132	23	9	14	66	54	77	9
1949	CLEVELAND	.280	147	547	106	153	25	3	24	85	91	90	10
1950	CLEVELAND	.326	142	503	110	164	25	5	25	102	98	71	8
1951	CLEVELAND	.295	134	447	84	132	27	5	20	69	101	81	4
1952	CLEVELAND	.276	140	519	*104	143	26	8	*32	104	90	111	5
1953	CLEVELAND	.263	149	513	92	135	18	5	29	102	96	121	3
1954	CLEVELAND	.272	153	577	94	157	18	4	*32	*126	85	94	3
1955	CLEVELAND	.291	131	491	91	143	17	5	26	75	61	100	2
1956	Chicago (AL)	.269	140	504	89	135	22	3	24	102	102	105	0
1957	Chicago (AL)	.288	119	416	57	120	27	2	14	79	56	79	2
1958	CLEVELAND	.283	89	247	41	70	10	1	13	45	26	49	0
1959	Det./Chi (AL)	.230	39	113	6	26	4	2	0	13	10	22	1
M.L. Totals		.283	1533	5348	960	1515	243	52	253	970	871	1011	47

WORLD SERIES RECORD

YEAR	CLUB	AVG	G	AB	R	H	2B	3B	HR	RBI	BB	SO	SB
1948	CLEVELAND	.318	6	22	1	7	1	0	1	2	2	4	0
1954	CLEVELAND	.125	4	16	0	2	0	0	0	0	2	4	0

* Led American League

NEGRO LEAGUERS HIRED TO PLAY FOR THE INDIANS

No team brought more players from Negro League baseball to Major League Baseball than the Cleveland Indians. Beginning with Larry Doby in 1947, 15 former Negro Leaguers began careers with the Indians, concluding with Joe Caffie who debuted for Cleveland on September 19, 1956. In alphabetical order, the Negro Leaguers to debut with the Indians are Walt Bond, Caffie, Doby, Luke Easter, Billy Harrell, Dave Hoskins, Sam Jones, Minnie Minoso, Satchel Paige, Dave Pope, Larry Raines, Jose Santiago, Harry Simpson, Al Smith, and Quincy Troupe. (Source: **The Negro Leagues Book**)

BOB LEMON — #21

21

Bob Lemon spent his entire 15 year Major League career with the Cleveland Indians. Lemon was converted to a pitcher after serving in the Navy in World War II after a stint at third base in the big leagues with the Tribe in 1941 & '42. After converting to pitcher, Lemon was a member of "The Big Four" and became one of the dominant AL starters over his 13-year pitching career during the late 1940s and 1950s.

Lemon's pitching prowess left him as one of the best pitchers in the history of the Indians franchise. His seven 20-win seasons are the most by any pitcher in the history of the franchise. He currently ranks third in Indians history in wins (207), innings (2850.0IP), strikeouts (1277), starts (350) and shutouts (31). He is fourth in club history in appearances (460) and complete games (188) and is fifth in winning percentage (207-128, .618).

During the Tribe's last World Championship campaign of 1948, "Lem" went 20-14 with a 2.82 ERA and led the American League in complete games (20), shutouts (10) and innings pitched (293.2IP). The sinkerballer followed his regular season performance up with a 2-0 record in the World Series vs. the Boston Braves w/a 1.65 ERA in two starts. Overall, Lemon led the American League in wins three times, complete games five times, innings pitched four times and shutouts and strikeouts one time each. A 7-time AL All-Star, Lemon was named The Sporting News Pitcher of the Year in 1948, 1950 & 1954. An outstanding hitting pitcher, Lemon compiled a career average of .232 (274-1183) with 37 HR, which is one short of the all-time record by a pitcher (Wes Ferrell-38). He owned a .284 (31-109) mark as a pinch-hitter.

After his playing career was over in 1958, Lemon managed for eight seasons in the majors with the KC Royals, Chicago White Sox and New York Yankees, compiling a mark of 430-403 (.516). He managed the New York Yankees to the World Series title in 1978 and the AL crown in 1981.

He was inducted into the National Baseball Hall of Fame in 1976, and his number 21 was retired by the Indians on June 20, 1998.

Lemon passed away in Long Beach, California at age 79 on January 11, 2000 after a lengthy illness.

YEAR	CLUB	W	L	ERA	G	GS	CG	SHO	SV	IP	H	BB	SO
1946	CLEVELAND	4	5	2.49	32	5	1	0	1	94.0	77	68	39
1947	CLEVELAND	11	5	3.44	37	15	6	1	3	167.1	150	97	65
1948	CLEVELAND	20	14	2.82	43	37	*20	*10	2	*293.2	231	129	147
1949	CLEVELAND	22	10	2.99	37	33	22	2	1	279.2	211	137	138
1950	CLEVELAND	*23	11	3.84	44	*37	*22	3	3	*288.0	*281	146	*170
1951	CLEVELAND	17	*14	3.52	42	*34	17	1	2	263.1	*244	124	132
1952	CLEVELAND	22	11	2.50	42	*36	*28	5	4	*309.2	236	105	131
1953	CLEVELAND	21	15	3.36	41	36	23	5	1	*286.2	*283	110	98
1954	CLEVELAND	*23	7	2.72	36	33	*21	2	0	258.1	228	92	110
1955	CLEVELAND	*18	10	3.88	35	31	5	0	2	211.1	218	74	100
1956	CLEVELAND	20	14	3.03	39	35	*21	2	3	255.1	230	89	94
1957	CLEVELAND	6	11	4.60	21	17	2	0	0	117.1	129	64	45
1958	CLEVELAND	0	1	5.33	11	1	0	0	0	25.1	41	16	8
M.L. Totals		207	128	3.23	460	350	188	31	22	2850.0	2559	1251	1277

WORLD SERIES RECORD

YEAR	CLUB	W	L	ERA	G	GS	CG	SHO	SV	IP	H	BB	SO
1948	CLEVELAND	2	0	1.65	2	2	1	0	0	16.1	16	7	6
1954	CLEVELAND	0	2	6.75	2	2	1	0	0	13.1	16	8	11

* Led American League

FRANK ROBINSON— #20

20

The Indians honored Frank Robinson on May 28, 2017, retiring his number and unveiling a statue of Robinson in Progressive Field's Heritage Park to honor the first African-American manager in MLB history. Robinson managed the Indians from 1975-77, breaking the managerial color barrier when hired by Nick Mileti and Phil Seghi. He guided his clubs to a 186-189 record.

Prior to joining the Indians, Robinson was one of the most feared sluggers in baseball history, playing for five teams from 1956-1976 and remains the only player to win league MVP honors in both the National and American Leagues (1961/1966). He won the 1966 Triple Crown, was a member of two teams that won the World Series (1966 and 1970 Baltimore Orioles), and amassed the fourth-most career home runs at the time of his retirement (he is currently 10th all-time). The 14-time All-Star was elected to the Baseball Hall of Fame in 1982.

In addition to the Indians, Robinson went on to manage the San Francisco Giants (1981–84); Orioles (1988-91) and the Montreal Expos/Washington Nationals franchise (2002–06). He was named 1989 American League Manager of the Year and became the first African-American skipper in N.L. history with the Giants in 1981.

YEAR	CLUB	AVG	G	AB	R	H	2B	3B	HR	RBI	BB	SO	SB
1956	Cincinnati	.290	152	572	*122	166	27	6	38	83	64	95	8
1957	Cincinnati	.322	150	611	97	197	29	5	29	75	44	92	10
1958	Cincinnati	.269	148	554	90	149	25	6	31	83	62	80	10
1959	Cincinnati	.311	146	540	106	168	31	4	36	125	69	93	18
1960	Cincinnati	.297	139	464	86	138	33	6	31	83	82	67	13
1961	Cincinnati	.323	153	545	117	176	32	7	37	124	71	64	22
1962	Cincinnati	.342	162	609	*134	208	*51	2	39	136	76	62	18
1963	Cincinnati	.259	140	482	79	125	19	3	21	91	81	69	26
1964	Cincinnati	.306	156	568	103	174	38	6	29	96	79	67	23
1965	Cincinnati	.296	156	582	109	172	33	5	33	113	70	100	13
1966	Baltimore	*.316	155	576	*122	182	34	2	*49	*122	87	90	8
1967	Baltimore	.311	129	479	83	149	23	7	30	94	71	84	2
1968	Baltimore	.268	130	421	69	113	27	1	15	52	73	84	11
1969	Baltimore	.308	148	539	111	166	19	5	32	100	88	62	9
1970	Baltimore	.306	132	471	88	144	24	1	25	78	69	70	2
1971	Baltimore	.281	133	455	82	128	16	2	28	99	72	62	3
1972	Los Angeles-NL	.251	103	342	41	86	6	1	19	59	55	76	2
1973	California	.266	147	534	85	142	29	0	30	97	82	93	1
1974	California	.351	129	427	75	107	26	2	20	63	75	85	5
	CLEVELAND	.200	15	50	6	10	1	1	2	5	10	10	0
1975	CLEVELAND	.237	49	118	19	28	5	0	9	24	29	15	0
1976	CLEVELAND	.224	36	67	5	15	0	0	3	10	11	12	0
M.L. Totals		.294	2808	10006	1829	2943	528	72	586	1812	1420	1532	204

* Led League

FIRST DH IN CLUB HISTORY

The first regular season designated hitter for the Indians was John Ellis. Ellis batted clean-up on April 7, 1973 when the Tribe opened the season against the Tigers at Cleveland Stadium. In his first at-bat, in the first inning, Ellis grounded out from pitcher Mickey Lolich to first baseman Norm Cash. He went 0 for 4. Oscar Gamble was Cleveland's most frequent DH in 1973 (259 at-bats).

JIM THOME — #25

25

Jim Thome, the most prolific slugger in club history, was inducted into the National Baseball Hall of Fame and Museum on July 29, and his number 25 was retired by the club on August 18.

Thome batted .276 (2328-8422) with 451 doubles, 612 home runs and 1699 RBI over an illustrious 22-year career from 1991-2012, spending 13 seasons with the Indians from 1991-2002 and again in 2011. The five-time All-Star was selected by the Indians in the 13th round of the 1989 Amateur Draft (333rd overall) and debuted with the Indians in September of 1991.

Thome went on to capture the hearts of Indians fans as a member of six American League Central Division champion clubs, appearing in 55 Postseason games from 1995-2001. He finished his career as the franchise's all-time leader in career home runs (337) and walks (1008) and ranks second in club history in career RBI (937) and third in on-base pct. (.414) and OPS (.980). He owns two of the top three single-season home run marks in the history of the club (club-record 52 in 2002; 49 in 2001) and owns the top five single-season walk totals in Indians history.

The Peoria, Illinois native retired following the 2012 season and currently ranks eighth in the history of Major League Baseball in career home runs (612) and seventh in walks (1747). His 47 home runs with the Philadelphia Phillies in 2003 led the National League, as he ranked in the top five in home runs in his respective league over eight different seasons. His 13 walk-off home runs are the most in MLB history, and he ranks tied for seventh in MLB history with 17 career Postseason home runs. His 13.76 home runs per at-bat ranks fourth in MLB history behind Mark McGwire, Babe Ruth and Barry Bonds .

He is the 33rd Hall of Famer to play at least one career game with Indians and only the second player drafted and signed by the club to earn induction (Dennis Eckersley, 1972 draft).

YEAR	CLUB	AVG	G	AB	R	H	2B	3B	HR	RBI	BB	SO	SB
1991	CLEVELAND	.255	27	98	7	25	4	2	1	9	5	16	1
1992	CLEVELAND	.205	40	117	8	24	3	1	2	12	10	34	2
1993	CLEVELAND	.266	47	154	28	41	11	0	7	22	29	36	2
1994	CLEVELAND	.268	98	321	58	86	20	1	20	52	46	84	3
1995	CLEVELAND	.314	137	452	92	142	29	3	25	73	97	113	4
1996	CLEVELAND	.311	151	505	122	157	28	5	38	116	123	141	2
1997	CLEVELAND	.286	147	496	104	142	25	0	40	102	*120	146	1
1998	CLEVELAND	.293	123	440	89	129	34	2	30	85	89	141	1
1999	CLEVELAND	.277	146	494	101	137	27	2	33	108	*127	*171	0
2000	CLEVELAND	.269	158	557	106	150	33	1	37	106	118	171	1
2001	CLEVELAND	.291	156	526	101	153	26	1	49	124	111	*185	.0
2002	CLEVELAND	.304	147	480	101	146	19	2	52	118	*122	139	1
2003	Philadelphia	.266	159	578	111	154	30	3	*47	131	111	*182	0
2004	Philadelphia	.274	143	508	97	139	28	1	42	105	104	144	0
2005	Philadelphia	.207	59	193	26	40	7	0	7	30	45	59	0
2006	Chicago-AL	.288	143	490	108	141	26	0	42	109	107	147	0
2007	Chicago-AL	.275	130	432	79	119	19	0	35	96	95	134	0
2008	Chicago-AL	.245	149	503	93	123	28	0	34	90	91	147	1
2009	Chicago-AL	.249	107	345	55	86	15	0	23	74	69	116	0
	LA Dodgers	.235	17	17	0	4	0	0	0	3	0	7	0
2010	Minnesota	.283	108	276	48	78	16	2	25	59	60	82	0
2011	Minnesota	.243	71	206	21	50	12	0	12	40	35	69	0
	CLEVELAND	.296	22	71	11	21	4	0	3	10	11	23	0
2012	Philadelphia	.242	30	62	9	15	2	0	5	15	8	21	0
	Baltimore	.257	28	101	8	26	5	0	3	10	14	40	0
M.L. Totals		.276	2543	8422	1583	2328	451	26	612	1699	1747	2548	19

* Led League

INDIANS ALL-TIME RECORDS VS. OPPONENTS

OPPONENTS	WON	LOST	PCT.
Baltimore Orioles (1901-1902).....	20	20	.500
Baltimore Orioles/Milwaukee (1901)/St. Louis ('02-'53).....	1136	863	.568
Boston Red Sox.....	1043	984	.515
Chicago White Sox.....	1074	1086	.497
Detroit Tigers.....	1097	1124	.494
Houston Astros.....	35	24	.593
Kansas City Royals.....	370	335	.525
Los Angeles Angels of Anaheim.....	317	328	.491
Minnesota Twins/Washington Senators (1901-60).....	1149	1006	.533
New York Yankees.....	869	1103	.441
Oakland A's/Philadelphia A's ('01-'54)/KC A's('55-'67).....	1034	913	.531
Seattle Mariners.....	225	182	.553
Tampa Bay Rays.....	95	62	.605
Texas Rangers/Washington Senators (1961-71).....	325	343	.487
Toronto Blue Jays.....	208	209	.499
Arizona Diamondbacks.....	9	10	.474
Atlanta Braves.....	6	6	.500
Chicago Cubs.....	12	10	.545
Cincinnati Reds.....	60	49	.550
Colorado Rockies.....	12	13	.480
Los Angeles Dodgers.....	5	7	.417
Miami Marlins.....	9	9	.500
Seattle Pilots (1969)/Milwaukee Brewers (1970-2018).....	207	207	.500
Washington Nationals (2005-16)/Montreal (1969-2004).....	8	8	.500
New York Mets.....	5	10	.333
Philadelphia Phillies.....	6	10	.375
Pittsburgh Pirates.....	18	21	.462
St. Louis Cardinals.....	16	10	.615
San Diego Padres.....	9	6	.600
San Francisco Giants.....	5	10	.333
Totals	9384	8968	.511

INDIANS BEST AND WORST STARTS

BEST STARTS AFTER 15 GAMES

1966.....	14-1
1942, 1988, 1999.....	12-3
1925, 1930, 1935, 1938, 1941, 1948, 1959, 1998, 2002, 2011.....	11-4

BEST STARTS AFTER 20 GAMES

1941, 1988.....	16-4
1966, 1999.....	15-5
1913, 1920, 1921, 1940, 1942, 1948, 1959, 1995.....	14-6

WORST STARTS AFTER 15 GAMES

1969.....	1-14
1901, 1902, 1987.....	4-11

WORST STARTS AFTER 20 GAMES

1969.....	3-17
1901.....	4-16
1902.....	5-15

CLEVELAND INDIANS MANAGERS

Listed as Name, (Age when took over Tribe), Years as Tribe Skipper, W-L/winning pct.

- | | |
|--|---|
| <ol style="list-style-type: none"> 1. James R. McAleer, (36), 1901, 54-82/.397 2. William R. Armour, (32), 1902-1904, 232-195/.543 3. Napoleon Lajoie, (30), 1905-1909, 397-330/.546 4. James McGuire, (45), 1909-1911, 91-117/.438 5. George Stovall, (33), 1911, 74-62/.544 6. Harry Davis, (38), 1912, 54-71/.432 7. J.L. Birmingham, (28), 1912-1915, 170-191/.471 8. Lee Fohl, (38), 1915-1919, 327-310/.513 9. Tris Speaker, (31), 1919-1926, 617-520/.543 10. Jack McCallister, (48), 1927, 66-87/.431 11. Roger Peckinpough, (37), 1928-1933 and 1941, 490-481/.505 12. Walter Johnson, (45), 1933-1935, 180-168/.517 13. Steve O'Neill, (44), 1935-1937, 199-168/.542 14. Oscar Vitt, (48), 1938-1940, 262-198/.570 15. Lou Boudreau, (24), 1942-1950, 728-649/.529 16. Al Lopez, (42), 1951-1956, 570-354/.617 17. Kerby Farrell, (43), 1957, 76-77/.497 18. Bobby Bragan, (40), 1958, 31-36/.463 19. Joe Gordon, (43), 1958-1960, 184-151/.549 20. Jimmie Dykes, (63), 1960-1961, 105-115/.477 21. Mel McGaha, (35 + 197), 1962, 80-82/.494 | <ol style="list-style-type: none"> 22. Birdie Tebbets, (50), 1963-1966, 311-298/.511 23. George Strickland, (40), 1966, 15-24/.385 24. Joe Adcock, (39), 1967, 75-87/.463 25. Alvin Dark, (46), 1968-1971, 266-321/.453 26. John Lipon, (48), 1971, 18-41/.305 27. Ken Aspromonte, (40), 1972-1974, 220-260/.458 28. Frank Robinson, (39), 1975-1977, 186-189/.496 29. Jeff Torborg, (35 + 205), 1977-1979, 157-201/.439 30. Dave Garcia, (58), 1979-1982, 247-244/.503 31. Mike Ferraro, (38), 1983, 40-60/.400 32. Pat Corrales, (42), 1983-1987, 280-355/.441 33. Doc Edwards, (50), 1987-1989, 173-207/.455 34. John Hart, (41), 1989, 8-11/.421 35. John McNamara, (57), 1990-1991, 102-137/.427 36. Mike Hargrove, (41), 1991-1999, 721-591/.550 37. Charlie Manuel, (56), 2000-2002, 220-190/.537 38. Joel Skinner, (41), 2002, 35-41/.461 39. Eric Wedge, (35), 2003-2009, 561-573/.495 40. Manny Acta, (40), 2010-12, 214-266/.446 41. Sandy Alomar, Jr. (46), 2012, 3-3/.500 42. Terry Francona (53), 2013-18, 545-425/.562 |
|--|---|

TOP TEN — WINNING PCT.

1. Al Lopez, .617 (570-354)
2. Oscar Vitt, .570 (262-198)
3. **Terry Francona, .562 (545-425)**
4. Mike Hargrove, .550 (721-591)
5. Joe Gordon, .549 (184-151)
6. Nap Lajoie, .546 (397-330)
7. George Stovall, .544 (74-62)
8. William Armour, .543 (232-195)
9. Tris Speaker, .543 (617-520)
10. Steve O'Neill, .542 (199-168)

TOP TEN — TOTAL WINS

1. Lou Boudreau (728-649)
2. Mike Hargrove (721-591)
3. Tris Speaker (617-520)
4. Al Lopez (570-354)
5. Eric Wedge (561-573)
6. **Terry Francona (545-425)**
7. Roger Peckinpough (490-481)
8. Nap Lajoie (397-330)
9. Lee Fohl (327-310)
10. Birdie Tebbets (311-298)

WORST WINNING PERCENTAGE

John Lipon, .305 (18-41)

CLEVELAND INDIANS WINNING AND LOSING STREAKS

(10 games or more)

Longest Overall Winning Streaks

22 Games	August 24-Sept. 14, 2017(A.L.Record)
14 Games	June 17-July 1, 2016
13 Games	August 1-15, 1951 April 18-May 2, 1942
12 Games	July 8-21, 1922
11 Games	May 23-June 4, 1982 September 8-20, 1954 May 13-23, 1954 April 25-May 5, 1941
10 Games	September 19-29, 2013(ended season) August 17-27, 2008 April 3-13, 2002 April 28-May 9, 2001 June 11-20, 1994 April 26-May 7, 1986 July 23-31, 1979 April 11-28, 1966** June 13-22, 1965 May 30-June 8, 1961 May 25-June 4, 1931 September 12-21, 1919 September 14-24, 1917 August 30-Sept. 9, 1911

Longest Home Winning Streaks

18 Games	May 13-June 19, 1994
16 Games	July 19-August 23, 1951
14 Games	April 13-May 10, 2011 August 18-September 10, 1995 May 13-30, 1954
13 Games	May 31-June 22, 1965 April 6-May 17, 1996 June 1-July 5, 2016
11 Games	August 4-30, 1902 April 23-May 5, 1941 August 6-19, 1954 July 21-August 21, 1955 July 11-August 1, 2013 Aug. 24-Sept. 14, 2017
10 Games	September 9-23, 1908 June 27-July 28, 1954 May 19-June 16, 2014

Longest Road Winning Streaks

14 Games	Aug. 28-Sept. 21, 2017
12 Games	July 8-21, 1922
11 Games	April 17-May 16, 2001 Aug. 30-Sept. 23, 1938
10 Games	September 14-24, 1917 September 12-21, 1919 August 8-September 5, 2008

**Start of season

(a) Lost a total of 16-straight games from August 30, 2009-April 5, 2010

Longest Overall Winning Streaks (MLB History)

*26 Games	Sept. 7-30, 1916 (NY Giants)
22 Games	Aug. 24-Sept. 14, 2017 (Cleveland Indians)
21 Games	Sept. 4-27, 1935 (Chicago Cubs)
20 Games	Aug. 13-Sept. 4, 2002 (Oakland A's)
19 Games	June 29-July 17, 1947 (NY Yankees) Aug. 2-23, 1906 (Chicago White Sox)
18 Games	May 27-June 14, 1953 (NY Yankees) June 16-July 4, 1904 (NY Giants)

*Occurred over 27 games and included a 9.0-IP tie game on Sept. 18, 1916 vs. Pittsburgh (G2) that was re-played the next day. The tie came after winning 12 straight games.

Longest Overall Losing Streaks (club history)

12 Games	May 7-21, 1931
11 Games	July 27-August 7, 2012 September 13-24, 2009 September 2-16, 1928 September 10-22, 1909 May 5-17, 1901
10 Games	June 28-July 9, 2008 June 17-27, 1979 May 30-June 10, 1973 April 16-27, 1969 July 27-August 7, 1905

Longest Home Losing Streaks

11 Games	May 8-21, 1931
----------	----------------

Longest Road Losing Streaks

15 Games	August 30-October 4, 2009 (a)
12 Games	July 14-August 4, 1963 June 21-July 12, 1991 May 24-June 10, 2013
11 Games	September 10-22, 1909 August 11-24, 1916
10 Games	July 19-August 5, 2012 June 22-July 18, 2008

LONGEST TENURE WITH CLEVELAND

SEASONS	PLAYER	YEARS	PLAYER	YEARS
20	Mel Harder	1928-47		
18	Bob Feller	1936-41, 1945-56		
15	Terry Turner Willis Hudlin	1904-18 1926-40	Bob Lemon	1941-42, 1946-58
14	Jack Graney Charlie Jamieson	1908, 1910-22 1919-32	Jim Hegan	1941-42, 1946-57
13	Nap Lajoie Steve O'Neill Luke Sewell Glenn Myatt	1902-14 1911-23 1921-32, 1939 1923-35	Lou Boudreau Steve Gromek Charles Nagy Jim Thome	1938-50 1941-53 1990-2002 1991-2002, 2011
12	Ken Keltner	1937-44, 1946-49	Mike Garcia	1948-59
11	Sandy Alomar Guy Morton Tris Speaker George Uhle Joe Sewell	1990-2000 1914-24 1916-26 1919-28, 1936 1920-30	Earl Averill Dale Mitchell Sam McDowell Omar Vizquel	1929-39 1946-56 1961-71 1994-2004
10	Bill Bradley Bill Wambsganss Clint Brown Jeff Heath Larry Doby Al Rosen Bobby Avila	1901-10 1914-23 1928-35, 1941-42 1936-45 1947-55, 1958 1947-56 1949-58	Early Wynn Gary Bell Andre Thornton Kenny Lofton Jake Westbrook Travis Hafner Michael Brantley	1949-57, 1963 1958-67 1977-79, 1981-87 1992-96, 1998-2001, 2007 2001-2010 2003-2012 2009-2018

FATHERS AND SONS WHO PLAYED FOR CLEVELAND

Howard Earl (1929-39) and Earl Douglas Averill (1956, 1958)
 Jim, Sr. (1916-22) and Jim Bagby, Jr. (1941-45)
 Tito (1959-64) and Terry Francona (1988)
 Buddy (1972-78) and David Bell (1995, 1998)
 Camilo (1965) and Mark Carreon (1996)
 Dave (1973-74) and Shelley Duncan (2010-12)

BROTHERS WHO PLAYED FOR CLEVELAND

Joey (1998) and Alex Cora (2005)
 Sandy (1990-2000) and Robert Alomar (1999-2001)
 Dick (1957-59) and Larry Brown (1963-71)
 Vean (1911-14) and Dave Gregg (1913)
 Bill (1907-09) and Harry Hinchman (1907)
 Jim (1959-63, 1974-75) and Gaylord Perry (1972-75)
 Herbert (1994-96) and Chan Perry (2000)
 Joe (1920-30) and Luke Sewell (1921-32, 1939)
 Jesse (1903) and George Stovall (1904-11)
 Jolbert Cabrera (1998-2002) and Orlando Cabrera (2011)

YEAR-BY-YEAR ATTENDANCE AT HOME

1901.....	131,380	1940.....	902,576	1980.....	1,033,827
1902.....	275,395	1941.....	745,948	1981.....	661,395
1903.....	311,280	1942.....	459,447	1982.....	1,044,021
1904.....	264,749	1943.....	438,894	1983.....	768,941
1905.....	316,306	1944.....	475,272	1984.....	734,079
1906.....	325,733	1945.....	558,182	1985.....	655,181
1907.....	382,046	1946.....	1,057,289	1986.....	1,471,805
1908.....	422,242	1947.....	1,521,978	1987.....	1,077,898
1909.....	354,627	1948.....	#2,620,627	1988.....	1,411,610
		1949.....	2,233,771	1989.....	1,285,542
<hr/>					
1910.....	293,456	1950.....	1,727,464	1990.....	1,225,240
1911.....	406,296	1951.....	1,704,984	1991.....	1,051,863
1912.....	336,844	1952.....	1,444,607	1992.....	1,224,274
1913.....	541,000	1953.....	1,069,176	1993.....	2,177,908
1914.....	185,997	1954.....	1,335,472	1994.....	1,995,174
1915.....	159,285	1955.....	1,221,780	1995.....	2,842,745
1916.....	492,106	1956.....	865,467	1996.....	3,318,174
1917.....	477,298	1957.....	722,256	1997.....	3,404,750
1918.....	#295,515	1958.....	663,805	1998.....	3,467,299
1919.....	538,135	1959.....	1,497,976	1999.....	*#3,468,460
<hr/>					
1920.....	912,832	1960.....	950,985	2000.....	#3,456,278
1921.....	748,705	1961.....	725,547	2001.....	3,175,523
1922.....	528,145	1962.....	716,076	2002.....	2,616,940
1923.....	558,856	1963.....	562,507	2003.....	1,730,001
1924.....	481,905	1964.....	653,293	2004.....	1,814,401
1925.....	419,005	1965.....	934,786	2005.....	2,013,763
1926.....	627,426	1966.....	903,359	2006.....	1,997,995
1927.....	373,138	1967.....	662,980	2007.....	2,275,916
1928.....	375,907	1968.....	857,994	2008.....	2,169,722
1929.....	536,210	1969.....	619,970	2009.....	1,776,904
<hr/>					
1930.....	528,657	1970.....	729,752	2010.....	1,394,812
1931.....	483,027	1971.....	591,361	2011.....	1,840,835
1932.....	468,953	1972.....	626,354	2012.....	1,603,596
1933.....	387,936	1973.....	615,107	2013.....	1,572,926
1934.....	391,338	1974.....	1,114,262	2014.....	1,437,393
1935.....	397,615	1975.....	977,039	2015.....	1,388,905
1936.....	500,391	1976.....	948,776	2016.....	1,591,667
1937.....	564,849	1977.....	900,365	2017.....	2,048,138
1938.....	652,006	1978.....	800,584	2018.....	1,926,701
1939.....	563,926	1979.....	1,011,644		

*Franchise Record

#Led American League

OPENING DAY LINE-UPS (1901-2018)

<p>■ 1901, April 24 Blues (2) at Chicago (8)</p> <table border="0" style="width: 100%;"> <tr><td>Ollie Pickering</td><td>RF</td></tr> <tr><td>Jack McCarthy</td><td>LF</td></tr> <tr><td>Frank Genins</td><td>CF</td></tr> <tr><td>Candy LaChance</td><td>1B</td></tr> <tr><td>Bill Bradley</td><td>3B</td></tr> <tr><td>Erve Beck</td><td>2B</td></tr> <tr><td>Bill Hallman</td><td>SS</td></tr> <tr><td>Bob Wood</td><td>CA</td></tr> <tr><td>Bill Hoffer</td><td>P</td></tr> </table>	Ollie Pickering	RF	Jack McCarthy	LF	Frank Genins	CF	Candy LaChance	1B	Bill Bradley	3B	Erve Beck	2B	Bill Hallman	SS	Bob Wood	CA	Bill Hoffer	P	<p>■ 1907, April 11 Naps (0) at Detroit (2)</p> <table border="0" style="width: 100%;"> <tr><td>Elmer Flick</td><td>CF</td></tr> <tr><td>George Stovall</td><td>1B</td></tr> <tr><td>Terry Turner</td><td>SS</td></tr> <tr><td>Nap Lajoie</td><td>2B</td></tr> <tr><td>Bunk Congalton</td><td>RF</td></tr> <tr><td>Bill Bradley</td><td>3B</td></tr> <tr><td>Joe Birmingham</td><td>LF</td></tr> <tr><td>Nig Clarke</td><td>CA</td></tr> <tr><td>Glenn Liehardt</td><td>P</td></tr> </table>	Elmer Flick	CF	George Stovall	1B	Terry Turner	SS	Nap Lajoie	2B	Bunk Congalton	RF	Bill Bradley	3B	Joe Birmingham	LF	Nig Clarke	CA	Glenn Liehardt	P	<p>■ 1913, April 11 Chicago (1) at Naps (3)</p> <table border="0" style="width: 100%;"> <tr><td>Doc Johnston</td><td>1B</td></tr> <tr><td>Ray Chapman</td><td>SS</td></tr> <tr><td>Ivy Olson</td><td>3B</td></tr> <tr><td>Joe Jackson</td><td>RF</td></tr> <tr><td>Nap Lajoie</td><td>2B</td></tr> <tr><td>Joe Birmingham</td><td>CF</td></tr> <tr><td>Jack Graney</td><td>LF</td></tr> <tr><td>Grover Land</td><td>CA</td></tr> <tr><td>Vean Gregg</td><td>P</td></tr> </table>	Doc Johnston	1B	Ray Chapman	SS	Ivy Olson	3B	Joe Jackson	RF	Nap Lajoie	2B	Joe Birmingham	CF	Jack Graney	LF	Grover Land	CA	Vean Gregg	P	<p>■ 1919, April 25 Indians (2) at Detroit (4)</p> <table border="0" style="width: 100%;"> <tr><td>Jack Graney</td><td>LF</td></tr> <tr><td>Ray Chapman</td><td>SS</td></tr> <tr><td>Tris Speaker</td><td>CF</td></tr> <tr><td>Elmer Smith</td><td>RF</td></tr> <tr><td>Larry Gardner</td><td>3B</td></tr> <tr><td>Bill Wambsganss</td><td>2B</td></tr> <tr><td>Doc Johnston</td><td>1B</td></tr> <tr><td>Steve O'Neill</td><td>CA</td></tr> <tr><td>Stan Coveleski</td><td>P</td></tr> </table>	Jack Graney	LF	Ray Chapman	SS	Tris Speaker	CF	Elmer Smith	RF	Larry Gardner	3B	Bill Wambsganss	2B	Doc Johnston	1B	Steve O'Neill	CA	Stan Coveleski	P
Ollie Pickering	RF																																																																										
Jack McCarthy	LF																																																																										
Frank Genins	CF																																																																										
Candy LaChance	1B																																																																										
Bill Bradley	3B																																																																										
Erve Beck	2B																																																																										
Bill Hallman	SS																																																																										
Bob Wood	CA																																																																										
Bill Hoffer	P																																																																										
Elmer Flick	CF																																																																										
George Stovall	1B																																																																										
Terry Turner	SS																																																																										
Nap Lajoie	2B																																																																										
Bunk Congalton	RF																																																																										
Bill Bradley	3B																																																																										
Joe Birmingham	LF																																																																										
Nig Clarke	CA																																																																										
Glenn Liehardt	P																																																																										
Doc Johnston	1B																																																																										
Ray Chapman	SS																																																																										
Ivy Olson	3B																																																																										
Joe Jackson	RF																																																																										
Nap Lajoie	2B																																																																										
Joe Birmingham	CF																																																																										
Jack Graney	LF																																																																										
Grover Land	CA																																																																										
Vean Gregg	P																																																																										
Jack Graney	LF																																																																										
Ray Chapman	SS																																																																										
Tris Speaker	CF																																																																										
Elmer Smith	RF																																																																										
Larry Gardner	3B																																																																										
Bill Wambsganss	2B																																																																										
Doc Johnston	1B																																																																										
Steve O'Neill	CA																																																																										
Stan Coveleski	P																																																																										
<p>■ 1902, April 23 Broncos (2) at St. Louis (5)</p> <table border="0" style="width: 100%;"> <tr><td>Ollie Pickering</td><td>CF</td></tr> <tr><td>Jack McCarthy</td><td>LF</td></tr> <tr><td>Erwin Harvey</td><td>RF</td></tr> <tr><td>Ossee Schreckengost</td><td>1B</td></tr> <tr><td>Frank Bonner</td><td>2B</td></tr> <tr><td>Bill Bradley</td><td>3B</td></tr> <tr><td>John Gochnaur</td><td>SS</td></tr> <tr><td>Harry Bemis</td><td>CA</td></tr> <tr><td>Earl Moore</td><td>P</td></tr> </table>	Ollie Pickering	CF	Jack McCarthy	LF	Erwin Harvey	RF	Ossee Schreckengost	1B	Frank Bonner	2B	Bill Bradley	3B	John Gochnaur	SS	Harry Bemis	CA	Earl Moore	P	<p>■ 1908, April 14 St. Louis (2) at Naps (1)</p> <table border="0" style="width: 100%;"> <tr><td>Nig Clarke</td><td>LF</td></tr> <tr><td>Bill Bradley</td><td>3B</td></tr> <tr><td>George Stovall</td><td>1B</td></tr> <tr><td>Nap Lajoie</td><td>2B</td></tr> <tr><td>Terry Turner</td><td>SS</td></tr> <tr><td>Nig Clarke</td><td>CA</td></tr> <tr><td>Joe Birmingham</td><td>CF</td></tr> <tr><td>Bill Hinchman</td><td>RF</td></tr> <tr><td>Addie Joss</td><td>P</td></tr> </table>	Nig Clarke	LF	Bill Bradley	3B	George Stovall	1B	Nap Lajoie	2B	Terry Turner	SS	Nig Clarke	CA	Joe Birmingham	CF	Bill Hinchman	RF	Addie Joss	P	<p>■ 1914, April 14 Naps (2) at Chicago (5)</p> <table border="0" style="width: 100%;"> <tr><td>Doc Johnston</td><td>1B</td></tr> <tr><td>Terry Turner</td><td>3B</td></tr> <tr><td>Joe Jackson</td><td>RF</td></tr> <tr><td>Nap Lajoie</td><td>2B</td></tr> <tr><td>Jack Graney</td><td>LF</td></tr> <tr><td>Ivy Olson</td><td>SS</td></tr> <tr><td>Joe Birmingham</td><td>CF</td></tr> <tr><td>Steve O'Neill</td><td>CA</td></tr> <tr><td>Willie Mitchell</td><td>P</td></tr> </table>	Doc Johnston	1B	Terry Turner	3B	Joe Jackson	RF	Nap Lajoie	2B	Jack Graney	LF	Ivy Olson	SS	Joe Birmingham	CF	Steve O'Neill	CA	Willie Mitchell	P	<p>■ 1920, April 14 St. Louis (0) at Indians (5)</p> <table border="0" style="width: 100%;"> <tr><td>Jack Graney</td><td>LF</td></tr> <tr><td>Ray Chapman</td><td>SS</td></tr> <tr><td>Tris Speaker</td><td>CF</td></tr> <tr><td>Elmer Smith</td><td>RF</td></tr> <tr><td>Larry Gardner</td><td>3B</td></tr> <tr><td>Bill Wambsganss</td><td>2B</td></tr> <tr><td>Doc Johnston</td><td>1B</td></tr> <tr><td>Steve O'Neill</td><td>CA</td></tr> <tr><td>Stan Coveleski</td><td>P</td></tr> </table>	Jack Graney	LF	Ray Chapman	SS	Tris Speaker	CF	Elmer Smith	RF	Larry Gardner	3B	Bill Wambsganss	2B	Doc Johnston	1B	Steve O'Neill	CA	Stan Coveleski	P
Ollie Pickering	CF																																																																										
Jack McCarthy	LF																																																																										
Erwin Harvey	RF																																																																										
Ossee Schreckengost	1B																																																																										
Frank Bonner	2B																																																																										
Bill Bradley	3B																																																																										
John Gochnaur	SS																																																																										
Harry Bemis	CA																																																																										
Earl Moore	P																																																																										
Nig Clarke	LF																																																																										
Bill Bradley	3B																																																																										
George Stovall	1B																																																																										
Nap Lajoie	2B																																																																										
Terry Turner	SS																																																																										
Nig Clarke	CA																																																																										
Joe Birmingham	CF																																																																										
Bill Hinchman	RF																																																																										
Addie Joss	P																																																																										
Doc Johnston	1B																																																																										
Terry Turner	3B																																																																										
Joe Jackson	RF																																																																										
Nap Lajoie	2B																																																																										
Jack Graney	LF																																																																										
Ivy Olson	SS																																																																										
Joe Birmingham	CF																																																																										
Steve O'Neill	CA																																																																										
Willie Mitchell	P																																																																										
Jack Graney	LF																																																																										
Ray Chapman	SS																																																																										
Tris Speaker	CF																																																																										
Elmer Smith	RF																																																																										
Larry Gardner	3B																																																																										
Bill Wambsganss	2B																																																																										
Doc Johnston	1B																																																																										
Steve O'Neill	CA																																																																										
Stan Coveleski	P																																																																										
<p>■ 1903, April 22 Naps (2) at Detroit (4)</p> <table border="0" style="width: 100%;"> <tr><td>Harry Bay</td><td>CF</td></tr> <tr><td>Bill Bradley</td><td>3B</td></tr> <tr><td>Nap Lajoie</td><td>2B</td></tr> <tr><td>Charlie Hickman</td><td>1B</td></tr> <tr><td>Elmer Flick</td><td>RF</td></tr> <tr><td>Jack McCarthy</td><td>LF</td></tr> <tr><td>John Gochnaur</td><td>SS</td></tr> <tr><td>Harry Bemis</td><td>CA</td></tr> <tr><td>Addie Joss</td><td>P</td></tr> </table>	Harry Bay	CF	Bill Bradley	3B	Nap Lajoie	2B	Charlie Hickman	1B	Elmer Flick	RF	Jack McCarthy	LF	John Gochnaur	SS	Harry Bemis	CA	Addie Joss	P	<p>■ 1909, April 14 Naps (4) at St. Louis (2)</p> <table border="0" style="width: 100%;"> <tr><td>J Clarke</td><td>LF</td></tr> <tr><td>Bill Bradley</td><td>3B</td></tr> <tr><td>Terry Turner</td><td>SS</td></tr> <tr><td>Nap Lajoie</td><td>2B</td></tr> <tr><td>George Stovall</td><td>1B</td></tr> <tr><td>N Clarke</td><td>CA</td></tr> <tr><td>Bris Lord</td><td>CF</td></tr> <tr><td>Bill Hinchman</td><td>RF</td></tr> <tr><td>Addie Joss</td><td>P</td></tr> </table>	J Clarke	LF	Bill Bradley	3B	Terry Turner	SS	Nap Lajoie	2B	George Stovall	1B	N Clarke	CA	Bris Lord	CF	Bill Hinchman	RF	Addie Joss	P	<p>■ 1915, April 14 Indians (5) at Detroit (1)</p> <table border="0" style="width: 100%;"> <tr><td>Nemo Leibold</td><td>CF</td></tr> <tr><td>Terry Turner</td><td>2B</td></tr> <tr><td>Ray Chapman</td><td>SS</td></tr> <tr><td>Joe Jackson</td><td>RF</td></tr> <tr><td>Jack Graney</td><td>LF</td></tr> <tr><td>Walter Barbare</td><td>3B</td></tr> <tr><td>Pete Shields</td><td>1B</td></tr> <tr><td>Steve O'Neill</td><td>CA</td></tr> <tr><td>Willie Mitchell</td><td>P</td></tr> </table>	Nemo Leibold	CF	Terry Turner	2B	Ray Chapman	SS	Joe Jackson	RF	Jack Graney	LF	Walter Barbare	3B	Pete Shields	1B	Steve O'Neill	CA	Willie Mitchell	P	<p>■ 1921, April 13 Indians (2) at St. Louis (4)</p> <table border="0" style="width: 100%;"> <tr><td>Charlie Jamieson</td><td>LF</td></tr> <tr><td>Doc Johnston</td><td>1B</td></tr> <tr><td>Tris Speaker</td><td>CF</td></tr> <tr><td>Elmer Smith</td><td>RF</td></tr> <tr><td>Larry Gardner</td><td>3B</td></tr> <tr><td>Joe Sewell</td><td>SS</td></tr> <tr><td>Riggs Stephenson</td><td>2B</td></tr> <tr><td>Steve O'Neill</td><td>CA</td></tr> <tr><td>Stan Coveleski</td><td>P</td></tr> </table>	Charlie Jamieson	LF	Doc Johnston	1B	Tris Speaker	CF	Elmer Smith	RF	Larry Gardner	3B	Joe Sewell	SS	Riggs Stephenson	2B	Steve O'Neill	CA	Stan Coveleski	P
Harry Bay	CF																																																																										
Bill Bradley	3B																																																																										
Nap Lajoie	2B																																																																										
Charlie Hickman	1B																																																																										
Elmer Flick	RF																																																																										
Jack McCarthy	LF																																																																										
John Gochnaur	SS																																																																										
Harry Bemis	CA																																																																										
Addie Joss	P																																																																										
J Clarke	LF																																																																										
Bill Bradley	3B																																																																										
Terry Turner	SS																																																																										
Nap Lajoie	2B																																																																										
George Stovall	1B																																																																										
N Clarke	CA																																																																										
Bris Lord	CF																																																																										
Bill Hinchman	RF																																																																										
Addie Joss	P																																																																										
Nemo Leibold	CF																																																																										
Terry Turner	2B																																																																										
Ray Chapman	SS																																																																										
Joe Jackson	RF																																																																										
Jack Graney	LF																																																																										
Walter Barbare	3B																																																																										
Pete Shields	1B																																																																										
Steve O'Neill	CA																																																																										
Willie Mitchell	P																																																																										
Charlie Jamieson	LF																																																																										
Doc Johnston	1B																																																																										
Tris Speaker	CF																																																																										
Elmer Smith	RF																																																																										
Larry Gardner	3B																																																																										
Joe Sewell	SS																																																																										
Riggs Stephenson	2B																																																																										
Steve O'Neill	CA																																																																										
Stan Coveleski	P																																																																										
<p>■ 1904, April 14 Naps (6) at Chicago (1)</p> <table border="0" style="width: 100%;"> <tr><td>Elmer Flick</td><td>RF</td></tr> <tr><td>Harry Bay</td><td>CF</td></tr> <tr><td>Bill Bradley</td><td>3B</td></tr> <tr><td>Nap Lajoie</td><td>2B</td></tr> <tr><td>Charlie Hickman</td><td>1B</td></tr> <tr><td>Billy Lush</td><td>LF</td></tr> <tr><td>Terry Turner</td><td>SS</td></tr> <tr><td>Harry Bemis</td><td>CA</td></tr> <tr><td>Bill Bernhard</td><td>P</td></tr> </table>	Elmer Flick	RF	Harry Bay	CF	Bill Bradley	3B	Nap Lajoie	2B	Charlie Hickman	1B	Billy Lush	LF	Terry Turner	SS	Harry Bemis	CA	Bill Bernhard	P	<p>■ 1910, April 14 Naps (9) at Detroit (7)</p> <table border="0" style="width: 100%;"> <tr><td>Art Kruger</td><td>LF</td></tr> <tr><td>Bill Bradley</td><td>3B</td></tr> <tr><td>Terry Turner</td><td>2B</td></tr> <tr><td>Nap Lajoie</td><td>1B</td></tr> <tr><td>Bris Lord</td><td>RF</td></tr> <tr><td>Nig Clarke</td><td>CA</td></tr> <tr><td>Joe Birmingham</td><td>CF</td></tr> <tr><td>Neal Ball</td><td>SS</td></tr> <tr><td>Addie Joss</td><td>P</td></tr> </table>	Art Kruger	LF	Bill Bradley	3B	Terry Turner	2B	Nap Lajoie	1B	Bris Lord	RF	Nig Clarke	CA	Joe Birmingham	CF	Neal Ball	SS	Addie Joss	P	<p>■ 1916, April 12 St. Louis (6) at Indians (1)</p> <table border="0" style="width: 100%;"> <tr><td>Jack Graney</td><td>LF</td></tr> <tr><td>Ray Chapman</td><td>SS</td></tr> <tr><td>Braggo Roth</td><td>RF</td></tr> <tr><td>Tris Speaker</td><td>CF</td></tr> <tr><td>Chick Gandil</td><td>1B</td></tr> <tr><td>Terry Turner</td><td>2B</td></tr> <tr><td>Joe Evans</td><td>3B</td></tr> <tr><td>Steve O'Neill</td><td>CA</td></tr> <tr><td>Willie Mitchell</td><td>P</td></tr> </table>	Jack Graney	LF	Ray Chapman	SS	Braggo Roth	RF	Tris Speaker	CF	Chick Gandil	1B	Terry Turner	2B	Joe Evans	3B	Steve O'Neill	CA	Willie Mitchell	P	<p>■ 1922, April 12 Detroit (4) at Indians (7)</p> <table border="0" style="width: 100%;"> <tr><td>Joe Evans</td><td>LF</td></tr> <tr><td>Bill Wambsganss</td><td>2B</td></tr> <tr><td>Tris Speaker</td><td>CF</td></tr> <tr><td>Stuffy McInnis</td><td>1B</td></tr> <tr><td>Joe Sewell</td><td>SS</td></tr> <tr><td>Larry Gardner</td><td>3B</td></tr> <tr><td>Joe Wood</td><td>RF</td></tr> <tr><td>Les Nunamaker</td><td>CA</td></tr> <tr><td>Guy Morton</td><td>P</td></tr> </table>	Joe Evans	LF	Bill Wambsganss	2B	Tris Speaker	CF	Stuffy McInnis	1B	Joe Sewell	SS	Larry Gardner	3B	Joe Wood	RF	Les Nunamaker	CA	Guy Morton	P
Elmer Flick	RF																																																																										
Harry Bay	CF																																																																										
Bill Bradley	3B																																																																										
Nap Lajoie	2B																																																																										
Charlie Hickman	1B																																																																										
Billy Lush	LF																																																																										
Terry Turner	SS																																																																										
Harry Bemis	CA																																																																										
Bill Bernhard	P																																																																										
Art Kruger	LF																																																																										
Bill Bradley	3B																																																																										
Terry Turner	2B																																																																										
Nap Lajoie	1B																																																																										
Bris Lord	RF																																																																										
Nig Clarke	CA																																																																										
Joe Birmingham	CF																																																																										
Neal Ball	SS																																																																										
Addie Joss	P																																																																										
Jack Graney	LF																																																																										
Ray Chapman	SS																																																																										
Braggo Roth	RF																																																																										
Tris Speaker	CF																																																																										
Chick Gandil	1B																																																																										
Terry Turner	2B																																																																										
Joe Evans	3B																																																																										
Steve O'Neill	CA																																																																										
Willie Mitchell	P																																																																										
Joe Evans	LF																																																																										
Bill Wambsganss	2B																																																																										
Tris Speaker	CF																																																																										
Stuffy McInnis	1B																																																																										
Joe Sewell	SS																																																																										
Larry Gardner	3B																																																																										
Joe Wood	RF																																																																										
Les Nunamaker	CA																																																																										
Guy Morton	P																																																																										
<p>■ 1905, April 15 Detroit (2) at Naps (6)</p> <table border="0" style="width: 100%;"> <tr><td>Rube Vinson</td><td>LF</td></tr> <tr><td>Harry Bay</td><td>CF</td></tr> <tr><td>Jim Jackson</td><td>RF</td></tr> <tr><td>Nap Lajoie</td><td>2B</td></tr> <tr><td>Bill Bradley</td><td>3B</td></tr> <tr><td>Terry Turner</td><td>SS</td></tr> <tr><td>Charlie Carr</td><td>1B</td></tr> <tr><td>Harry Bemis</td><td>CA</td></tr> <tr><td>Earl Moore</td><td>P</td></tr> </table>	Rube Vinson	LF	Harry Bay	CF	Jim Jackson	RF	Nap Lajoie	2B	Bill Bradley	3B	Terry Turner	SS	Charlie Carr	1B	Harry Bemis	CA	Earl Moore	P	<p>■ 1911, April 12 Naps (3) at St. Louis (12)</p> <table border="0" style="width: 100%;"> <tr><td>Jack Graney</td><td>LF</td></tr> <tr><td>Terry Turner</td><td>3B</td></tr> <tr><td>Joe Jackson</td><td>CF</td></tr> <tr><td>Nap Lajoie</td><td>2B</td></tr> <tr><td>Ted Easterly</td><td>RF</td></tr> <tr><td>George Stovall</td><td>1B</td></tr> <tr><td>Syd Smith</td><td>CA</td></tr> <tr><td>Ivy Olson</td><td>SS</td></tr> <tr><td>Fred Blanding</td><td>P</td></tr> </table>	Jack Graney	LF	Terry Turner	3B	Joe Jackson	CF	Nap Lajoie	2B	Ted Easterly	RF	George Stovall	1B	Syd Smith	CA	Ivy Olson	SS	Fred Blanding	P	<p>■ 1917, April 11 Indians (6) at Detroit (4)</p> <table border="0" style="width: 100%;"> <tr><td>Jack Graney</td><td>LF</td></tr> <tr><td>Ray Chapman</td><td>SS</td></tr> <tr><td>Tris Speaker</td><td>CF</td></tr> <tr><td>Braggo Roth</td><td>RF</td></tr> <tr><td>Bill Wambsganss</td><td>2B</td></tr> <tr><td>Lou Guisto</td><td>1B</td></tr> <tr><td>Terry Turner</td><td>3B</td></tr> <tr><td>Steve O'Neill</td><td>CA</td></tr> <tr><td>Stan Coveleski</td><td>P</td></tr> </table>	Jack Graney	LF	Ray Chapman	SS	Tris Speaker	CF	Braggo Roth	RF	Bill Wambsganss	2B	Lou Guisto	1B	Terry Turner	3B	Steve O'Neill	CA	Stan Coveleski	P	<p>■ 1923, April 18 Chicago (5) at Indians (6)</p> <table border="0" style="width: 100%;"> <tr><td>Charlie Jamieson</td><td>LF</td></tr> <tr><td>Bill Wambsganss</td><td>2B</td></tr> <tr><td>Tris Speaker</td><td>CF</td></tr> <tr><td>Lou Guisto</td><td>1B</td></tr> <tr><td>Homer Summa</td><td>RF</td></tr> <tr><td>Joe Sewell</td><td>SS</td></tr> <tr><td>Rube Lutzke</td><td>3B</td></tr> <tr><td>Steve O'Neill</td><td>CA</td></tr> <tr><td>Stan Coveleski</td><td>P</td></tr> </table>	Charlie Jamieson	LF	Bill Wambsganss	2B	Tris Speaker	CF	Lou Guisto	1B	Homer Summa	RF	Joe Sewell	SS	Rube Lutzke	3B	Steve O'Neill	CA	Stan Coveleski	P
Rube Vinson	LF																																																																										
Harry Bay	CF																																																																										
Jim Jackson	RF																																																																										
Nap Lajoie	2B																																																																										
Bill Bradley	3B																																																																										
Terry Turner	SS																																																																										
Charlie Carr	1B																																																																										
Harry Bemis	CA																																																																										
Earl Moore	P																																																																										
Jack Graney	LF																																																																										
Terry Turner	3B																																																																										
Joe Jackson	CF																																																																										
Nap Lajoie	2B																																																																										
Ted Easterly	RF																																																																										
George Stovall	1B																																																																										
Syd Smith	CA																																																																										
Ivy Olson	SS																																																																										
Fred Blanding	P																																																																										
Jack Graney	LF																																																																										
Ray Chapman	SS																																																																										
Tris Speaker	CF																																																																										
Braggo Roth	RF																																																																										
Bill Wambsganss	2B																																																																										
Lou Guisto	1B																																																																										
Terry Turner	3B																																																																										
Steve O'Neill	CA																																																																										
Stan Coveleski	P																																																																										
Charlie Jamieson	LF																																																																										
Bill Wambsganss	2B																																																																										
Tris Speaker	CF																																																																										
Lou Guisto	1B																																																																										
Homer Summa	RF																																																																										
Joe Sewell	SS																																																																										
Rube Lutzke	3B																																																																										
Steve O'Neill	CA																																																																										
Stan Coveleski	P																																																																										
<p>■ 1906, April 17 Naps (3) at St. Louis (1)</p> <table border="0" style="width: 100%;"> <tr><td>Harry Bay</td><td>CF</td></tr> <tr><td>Bill Bradley</td><td>3B</td></tr> <tr><td>Elmer Flick</td><td>RF</td></tr> <tr><td>Nap Lajoie</td><td>2B</td></tr> <tr><td>Terry Turner</td><td>SS</td></tr> <tr><td>Jim Jackson</td><td>LF</td></tr> <tr><td>George Stovall</td><td>1B</td></tr> <tr><td>Fritz Buelow</td><td>CA</td></tr> <tr><td>Otto Hess</td><td>P</td></tr> </table>	Harry Bay	CF	Bill Bradley	3B	Elmer Flick	RF	Nap Lajoie	2B	Terry Turner	SS	Jim Jackson	LF	George Stovall	1B	Fritz Buelow	CA	Otto Hess	P	<p>■ 1912, April 11 Detroit (2) at Naps (3)</p> <table border="0" style="width: 100%;"> <tr><td>Hank Butcher</td><td>LF</td></tr> <tr><td>Ivy Olson</td><td>SS</td></tr> <tr><td>Joe Jackson</td><td>CF</td></tr> <tr><td>Nap Lajoie</td><td>2B</td></tr> <tr><td>Buddy Ryan</td><td>RF</td></tr> <tr><td>Eddie Hohnhorst</td><td>1B</td></tr> <tr><td>Terry Turner</td><td>3B</td></tr> <tr><td>Ted Easterly</td><td>CA</td></tr> <tr><td>Willie Mitchell</td><td>P</td></tr> </table>	Hank Butcher	LF	Ivy Olson	SS	Joe Jackson	CF	Nap Lajoie	2B	Buddy Ryan	RF	Eddie Hohnhorst	1B	Terry Turner	3B	Ted Easterly	CA	Willie Mitchell	P	<p>■ 1918, April 18 Detroit (2) at Indians (6)</p> <table border="0" style="width: 100%;"> <tr><td>Ed Miller</td><td>RF</td></tr> <tr><td>Ray Chapman</td><td>SS</td></tr> <tr><td>Tris Speaker</td><td>CF</td></tr> <tr><td>Braggo Roth</td><td>LF</td></tr> <tr><td>Bill Wambsganss</td><td>2B</td></tr> <tr><td>Marty Kavanagh</td><td>1B</td></tr> <tr><td>Terry Turner</td><td>3B</td></tr> <tr><td>Steve O'Neill</td><td>CA</td></tr> <tr><td>Stan Coveleski</td><td>P</td></tr> </table>	Ed Miller	RF	Ray Chapman	SS	Tris Speaker	CF	Braggo Roth	LF	Bill Wambsganss	2B	Marty Kavanagh	1B	Terry Turner	3B	Steve O'Neill	CA	Stan Coveleski	P	<p>■ 1924, April 15 Indians (3) at Detroit (4)</p> <table border="0" style="width: 100%;"> <tr><td>Charlie Jamieson</td><td>LF</td></tr> <tr><td>Riggs Stephenson</td><td>2B</td></tr> <tr><td>Tris Speaker</td><td>CF</td></tr> <tr><td>Joe Sewell</td><td>SS</td></tr> <tr><td>George Burns</td><td>1B</td></tr> <tr><td>Homer Summa</td><td>RF</td></tr> <tr><td>Rube Lutzke</td><td>3B</td></tr> <tr><td>Glenn Myatt</td><td>CA</td></tr> <tr><td>Joe Shaute</td><td>P</td></tr> </table>	Charlie Jamieson	LF	Riggs Stephenson	2B	Tris Speaker	CF	Joe Sewell	SS	George Burns	1B	Homer Summa	RF	Rube Lutzke	3B	Glenn Myatt	CA	Joe Shaute	P
Harry Bay	CF																																																																										
Bill Bradley	3B																																																																										
Elmer Flick	RF																																																																										
Nap Lajoie	2B																																																																										
Terry Turner	SS																																																																										
Jim Jackson	LF																																																																										
George Stovall	1B																																																																										
Fritz Buelow	CA																																																																										
Otto Hess	P																																																																										
Hank Butcher	LF																																																																										
Ivy Olson	SS																																																																										
Joe Jackson	CF																																																																										
Nap Lajoie	2B																																																																										
Buddy Ryan	RF																																																																										
Eddie Hohnhorst	1B																																																																										
Terry Turner	3B																																																																										
Ted Easterly	CA																																																																										
Willie Mitchell	P																																																																										
Ed Miller	RF																																																																										
Ray Chapman	SS																																																																										
Tris Speaker	CF																																																																										
Braggo Roth	LF																																																																										
Bill Wambsganss	2B																																																																										
Marty Kavanagh	1B																																																																										
Terry Turner	3B																																																																										
Steve O'Neill	CA																																																																										
Stan Coveleski	P																																																																										
Charlie Jamieson	LF																																																																										
Riggs Stephenson	2B																																																																										
Tris Speaker	CF																																																																										
Joe Sewell	SS																																																																										
George Burns	1B																																																																										
Homer Summa	RF																																																																										
Rube Lutzke	3B																																																																										
Glenn Myatt	CA																																																																										
Joe Shaute	P																																																																										

1901-2018 OPENING DAY LINE-UPS (continued)

■ 1925, April 14

Indians (21) at St. Louis (14)

Charlie Jamieson	LF
Freddy Spurgeon	3B
Tris Speaker	CF
Joe Sewell	SS
Glenn Myatt	CA
Riggs Stephenson	RF
Ray Knode	1B
Chick Fewster	2B
Sherry Smith	P

■ 1931, April 14

Chicago (4) at Indians (5)

Johnny Burnett	3B
Lew Fonseca	1B
Earl Averill	CF
Johnny Hodapp	2B
Bibb Falk	RF
Bob Seeds	LF
Bill Hunnefeld	SS
Luke Sewell	CA
Wes Ferrell	P

■ 1937, April 20

Indians (3) at Detroit (4)

Lyn Lary	SS
Roy Hughes	3B
Earl Averill	CF
Hal Trosky	1B
Moose Solters	LF
Odell Hale	2B
Bruce Campbell	RF
Frankie Pytlak	CA
Mel Harder	P

■ 1943, April 21

Detroit (0) at Indians (1)

Lou Boudreau	SS
Hank Edwards	CF
Ken Keltner	3B
Jeff Heath	LF
Roy Cullenbine	RF
Otto Denning	1B
Buddy Rosar	CA
Ray Mack	2B
Jim Bagby	P

■ 1926, April 13

Indians (2) at Detroit (1)

Charlie Jamieson	LF
Freddy Spurgeon	2B
Tris Speaker	CF
Joe Sewell	SS
George Burns	1B
Homer Summa	RF
Rube Lutzke	3B
Luke Sewell	CA
George Uhle	P

■ 1932, April 13

Indians (6) at Detroit (5)

Dick Porter	RF
Johnny Hodapp	2B
Earl Averill	CF
Ed Morgan	1B
Joe Vosmik	LF
Willie Kamm	3B
Luke Sewell	CA
Ed Montague	SS
Wes Ferrell	P

■ 1938, April 19

St. Louis (6) at Indians (2)

Lyn Lary	SS
Bruce Campbell	RF
Odell Hale	2B
Moose Solters	LF
Earl Averill	CF
Hal Trosky	1B
Ken Keltner	3B
Frankie Pytlak	CA
Johnny Allen	P

■ 1944, April 19

Indians (1) at Chicago (3)

Lou Boudreau	SS
Mike Rocco	1B
Roy Cullenbine	RF
Paul O'Dea	LF
Ken Keltner	3B
Pat Seerey	CF
Rusty Peters	2B
Jim McDonnell	CA
Al Smith	P

■ 1927, April 12

Chicago (2) at Indians (3)

Charlie Jamieson	LF
Freddy Spurgeon	2B
Homer Summa	RF
George Burns	1B
Joe Sewell	SS
Bernie Neis	CF
Luke Sewell	CA
Rube Lutzke	3B
George Uhle	P

■ 1933, April 12

Indians (4) at Detroit (1)

Dick Porter	RF
Bill Knickerbocker	SS
Earl Averill	CF
Bill Cissell	2B
Joe Vosmik	LF
Ed Morgan	1B
Willie Kamm	3B
Roy Spencer	CA
Clint Brown	P

■ 1939, April 21

Detroit (1) at Indians (5)

Skeeter Webb	SS
Ben Chapman	CF
Earl Averill	RF
Jeff Heath	LF
Hal Trosky	1B
Ken Keltner	3B
Frankie Pytlak	CA
Jim Shilling	2B
Bob Feller	P

■ 1945, April 17

Chicago (5) at Indians (2)

Mike Rocco	1B
Myril Hoag	CF
Eddie Carnett	RF
Lou Boudreau	SS
Pat Seerey	LF
Roy Cullenbine	3B
Al Cihocki	2B
Hank Ruskowski	CA
Allie Reynolds	P

■ 1928, April 11

Indians (8) at Chicago (2)

Charlie Jamieson	LF
Lew Fonseca	2B
Ed Morgan	CF
Joe Sewell	SS
George Burns	1B
Homer Summa	RF
Johnny Hodapp	3B
Luke Sewell	CA
George Uhle	P

■ 1934, April 17

St. Louis (2) at Indians (5)

Sam Rice	RF
Frankie Pytlak	CA
Earl Averill	CF
Joe Vosmik	LF
Hal Trosky	1B
Willie Kamm	3B
Eddie Moore	2B
Bill Knickerbocker	SS
Oral Hildebrand	P

■ 1940, April 16

Indians (1) at Chicago (0)

Lou Boudreau	SS
Roy Weatherly	CF
Ben Chapman	RF
Hal Trosky	1B
Jeff Heath	LF
Ken Keltner	3B
Rollie Hemsley	CA
Ray Mack	2B
Bob Feller	P

■ 1946, April 16

Indians (1) at Chicago (0)

George Case	LF
Bob Lemon	CF
Hank Edwards	RF
Les Fleming	1B
Ken Keltner	3B
Lou Boudreau	SS
Frankie Hayes	CA
Ray Mack	2B
Bob Feller	P

■ 1929, April 16

Detroit (4) at Indians (5)

Jackie Tavener	SS
Carl Lind	2B
Earl Averill	CF
Joe Sewell	3B
Dick Porter	RF
Lew Fonseca	1B
Charlie Jamieson	LF
Luke Sewell	CA
Joe Shaute	P

■ 1935, April 16

Indians (2) at St. Louis (1)

Roy Hughes	SS
Joe Vosmik	LF
Earl Averill	CF
Hal Trosky	1B
Odell Hale	3B
Bruce Campbell	RF
Boze Berger	2B
Glenn Myatt	CA
Mel Harder	P

■ 1941, April 15

Chicago (4) at Indians (3)

Roy Weatherly	CF
Ken Keltner	3B
Lou Boudreau	SS
Hal Trosky	1B
Gee Walker	LF
Jeff Heath	RF
Ray Mack	2B
Rollie Hemsley	CA
Bob Feller	P

■ 1947, April 15

Chicago (2) at Indians (0)

Hal Peck	RF
Dale Mitchell	CF
Lou Boudreau	SS
Eddie Robinson	1B
Joe Gordon	2B
Pat Seerey	LF
Ken Keltner	3B
Jim Hegan	CA
Bob Feller	P

■ 1930, April 17

Indians (7) at Chicago (8)

Dick Porter	RF
Joe Sewell	3B
Earl Averill	CF
Lew Fonseca	1B
Bibb Falk	LF
Johnny Hodapp	2B
Luke Sewell	CA
Jonah Goldman	SS
Willis Hudlin	P

■ 1936, April 14

Detroit (3) at Indians (0)

Bill Knickerbocker	SS
Roy Hughes	2B
Earl Averill	CF
Joe Vosmik	LF
Hal Trosky	1B
Bruce Campbell	RF
Frankie Pytlak	CA
Boze Berger	3B
Mel Harder	P

■ 1942, April 14

Indians (5) at Detroit (2)

Roy Weatherly	CF
Oris Hockett	RF
Ken Keltner	3B
Jeff Heath	LF
Les Fleming	1B
Lou Boudreau	SS
Ray Mack	2B
Gene Desautels	CA
Jim Bagby	P

■ 1948, April 20

St. Louis (0) at Indians (4)

Thurman Tucker	CF
Larry Doby	RF
Lou Boudreau	SS
Joe Gordon	2B
Eddie Robinson	1B
Allie Clark	LF
Ken Keltner	3B
Jim Hegan	CA
Bob Feller	P

■ **1949, April 19**
Indians (1) at St. Louis (5)

Dale Mitchell	LF
Larry Doby	CF
Lou Boudreau	SS
Joe Gordon	2B
Mickey Vernon	1B
Ken Keltner	3B
Bob Kennedy	RF
Jim Hegan	CA
Bob Feller	P

■ **1950, April 18**
Detroit (7) at Indians (6)

Dale Mitchell	LF
Larry Doby	CF
Mickey Vernon	1B
Luke Easter	RF
Joe Gordon	2B
Lou Boudreau	SS
Al Rosen	3B
Jim Hegan	CA
Bob Lemon	P

■ **1951, April 17**
Indians (2) at Detroit (1)

Dale Mitchell	LF
Bobby Avila	2B
Luke Easter	1B
Al Rosen	3B
Larry Doby	CF
Bob Kennedy	RF
Ray Boone	SS
Jim Hegan	CA
Bob Lemon	P

■ **1952, April 15**
Indians (3) at Chicago (2)

Harry Simpson	RF
Bobby Avila	2B
Larry Doby	CF
Luke Easter	1B
Al Rosen	3B
Jim Fridley	LF
Ray Boone	SS
Jim Hegan	CA
Early Wynn	P

■ **1953, April 14**
Chicago (0) at Indians (6)

Ray Boone	SS
Bobby Avila	2B
Larry Doby	CF
Luke Easter	1B
Al Rosen	3B
Dale Mitchell	LF
Harry Simpson	RF
Jim Hegan	CA
Bob Lemon	P

■ **1954, April 13**
Indians (8) at Chicago (2)

Bobby Avila	2B
Dave Philley	RF
Bill Glynn	1B
Al Rosen	3B
Larry Doby	CF
Wally Westlake	LF
George Strickland	SS
Jim Hegan	CA
Early Wynn	P

■ **1955, April 12**
Chicago (1) at Indians (5)

Al Smith	RF
Bobby Avila	2B
Larry Doby	CF
Al Rosen	3B
Ralph Kiner	LF
Vic Wertz	1B
George Strickland	SS
Jim Hegan	CA
Bob Lemon	P

■ **1956, April 17**
Indians (3) at Chicago (2)

Gene Woodling	LF
Bobby Avila	2B
Al Smith	RF
Al Rosen	3B
Vic Wertz	1B
Jim Busby	CF
Chico Carrasquel	SS
Jim Hegan	CA
Bob Lemon	P

■ **1957, April 16**
Chicago (3) at Indians (2)

Al Smith	CF
Bobby Avila	3B
Vic Wertz	1B
Rocky Colavito	RF
Roger Maris	LF
Chico Carrasquel	SS
Jim Hegan	CA
George Strickland	2B
Herb Score	P

■ **1958, April 15**
Kansas City (5) at Indians (0)

Chico Carrasquel	SS
Roger Maris	RF
Minnie Minoso	LF
Larry Doby	CF
Mickey Vernon	1B
Russ Nixon	CA
Fred Hatfield	3B
Billy Moran	2B
Herb Score	P

■ **1959, April 10**
Indians (6) at Kansas City (4)

Jimmy Piersall	CF
Billy Martin	2B
Minnie Minoso	LF
Rocky Colavito	RF
Russ Nixon	CA
Vic Power	1B
Woody Held	3B
George Strickland	SS
Gary Bell	P

■ **1960, April 19**
Detroit (4) at Indians (2)

John Temple	2B
Harvey Kuenn	CF
Walter Bond	RF
Tito Francona	LF
Russ Nixon	CA
Vic Power	1B
Woody Held	SS
Bubba Phillips	3B
Gary Bell	P

■ **1961, April 11**
Indians (9) at Detroit (5)

John Temple	2B
Tito Francona	LF
Jimmy Piersall	CF
Willie Kirkland	RF
Woody Held	SS
Vic Power	1B
Bubba Phillips	3B
Johnny Romano	CA
Jim Perry	P

■ **1962, April 10**
Indians (4) at Boston (0)

Ty Cline	CF
Tito Francona	1B
Chuck Essegian	LF
Willie Kirkland	RF
Johnny Romano	CA
Woody Held	SS
Bubba Phillips	3B
Jerry Kindall	2B
Dick Donovan	P

■ **1963, April 9**
Indians (5) at Minnesota (4)

Vic Davalillo	CF
Tony Martinez	SS
Tito Francona	LF
Fred Whitfield	1B
Johnny Romano	CA
Ellis Burton	RF
Max Alvis	3B
Woodie Held	2B
Jim Grant	P

■ **1964, April 14**
Minnesota (7) at Indians (6)

Dick Howser	SS
Vic Davalillo	CF
Leon Wagner	LF
Max Alvis	3B
Fred Whitfield	1B
Tito Francona	RF
Johnny Romano	CA
Woody Held	2B
Jim Grant	P

■ **1965, April 13**
Indians (7) at California (1)

Dick Howser	SS
Chuck Hinton	1B
Leon Wagner	LF
Rocky Colavito	RF
Max Alvis	3B
Vic Davalillo	CF
Larry Brown	2B
Joe Azcue	CA
Ralph Terry	P

■ **1966, April 11**
Indians (5) at Washington (2)

Vic Davalillo	CF
Max Alvis	3B
Leon Wagner	LF
Rocky Colavito	RF
Chuck Hinton	1B
Pedro Gonzalez	2B
Larry Brown	SS
Del Crandall	CA
Sam McDowell	P

■ **1967, April 11**
Indians (3) at Kansas City (4)

Vic Davalillo	CF
Max Alvis	3B
Leon Wagner	LF
Fred Whitfield	1B
Chuck Hinton	RF
Gus Gil	2B
Duke Sims	CA
Larry Brown	SS
Sam McDowell	P

■ **1968, April 10**
Indians (9) at Chicago (0)

Tommy Harper	LF
Vern Fuller	2B
Jose Cardenal	CF
Duke Sims	CA
Tony Horton	1B
Vic Davalillo	RF
Max Alvis	3B
Larry Brown	SS
Sonny Siebert	P

■ **1969, April 8**
Indians (2) at Detroit (6)

Jose Cardenal	CF
Larry Brown	SS
Richie Scheinblum	RF
Tony Horton	1B
Jimmie Hall	LF
Joe Azcue	CA
Zoilo Versalles	3B
Vern Fuller	2B
Luis Tiant	P

■ **1970, April 7**
Baltimore (8) at Indians (2)

Ted Ford	RF
Ted Uhlaender	CF
Roy Foster	LF
Tony Horton	1B
Ray Fosse	CA
Jack Heidemann	SS
Graig Nettles	3B
Eddie Leon	2B
Sam McDowell	P

■ **1971, April 6**
Indians (2) at Detroit (8)

Larry Brown	SS
Graig Nettles	3B
Alan Foster	LF
Ray Fosse	CA
Ken Harrelson	1B
Eddie Leon	2B
Ted Ford	RF
Buddy Bradford	CF
Steve Hargan	P

■ **1972, April 15**
Milwaukee (5) at Indians (1)

Dell Unser	CF
Eddie Leon	2B
Alex Johnson	LF
Graig Nettles	3B
Chris Chambliss	1B
Ray Fosse	CA
Buddy Bell	RF
Frank Duffy	SS
Gaylord Perry	P

1901-2018 OPENING DAY LINE-UPS (continued)

■ **1973, April 7**
Detroit (1) at Indians (2)

Rosendo Torres RF
George Hendrick CF
Chris Chambliss 1B
John Ellis DH
Charlie Spikes LF
Dave Duncan CA
Buddy Bell 3B
Jack Brohamer 2B
Leo Cardenas SS
Gaylord Perry P

■ **1979, April 5**
Boston (7) at Indians (1)

Toby Harrah 3B
Jim Norris DH
Bobby Bonds RF
Andre Thornton 1B
Gary Alexander CA
Ted Cox LF
Duane Kuiper 2B
Tom Verzyer SS
Horace Speed CF
Rick Wise P

■ **1985, April 8**
Indians (4) at Detroit (5)

Brett Butler CF
Julio Franco SS
Mel Hall LF
Joe Carter DH
Pat Tabler 1B
Brook Jacoby 3B
George Vukovich RF
Chris Bando CA
Tony Bernazard 2B
Bert Blyleven P

■ **1991, April 8**
Indians (2) at Kansas City (4)

Alex Cole CF
Jerry Browne 2B
Chris James DH
Albert Belle LF
Sandy Alomar CA
Brook Jacoby 1B
Carlos Baerga 3B
Felix Fermin SS
Mitch Webster RF
Greg Swindell P

■ **1974, April 6**
Indians (1) at New York (6)

John Lowenstein LF
Oscar Gamble DH
George Hendrick CF
John Ellis CA
Charlie Spikes RF
Chris Chambliss 1B
Buddy Bell 3B
Frank Duffy SS
Angel Hermoso 2B
Gaylord Perry P

■ **1980, April 11**
Indians (2) at California (10)

Rick Manning CF
Toby Harrah 3B
Mike Hargrove 1B
Gary Alexander DH
Jorge Orta RF
Ron Hassey CA
Joe Charboneau LF
Duane Kuiper 2B
Tom Verzyer SS
Dan Spillner P

■ **1986, April 7**
Indians (6) at Baltimore (4)

Brett Butler CF
Joe Carter RF
Julio Franco SS
Andre Thornton DH
Brook Jacoby 3B
Pat Tabler 1B
Tony Bernazard 2B
Mel Hall LF
Andy Allanson CA
Ken Schrom P

■ **1992, April 6**
Indians (0) at Baltimore (2)

Kenny Lofton CF
Glenallen Hill DH
Carlos Baerga 2B
Albert Belle LF
Paul Sorrento 1B
Mark Whiten RF
Sandy Alomar CA
Brook Jacoby 3B
Mark Lewis SS
Charles Nagy P

■ **1975, April 8**
New York (3) at Indians (5)

Oscar Gamble LF
Frank Robinson DH
George Hendrick CF
Charlie Spikes RF
Boog Powell 1B
John Ellis CA
Buddy Bell 3B
Jack Brohamer 2B
Ed Crosby SS
Gaylord Perry P

■ **1981, April 11**
Milwaukee (5) at Indians (3)

Miguel Dilone DH
Rick Manning CF
Mike Hargrove 1B
Joe Charboneau LF
Toby Harrah 3B
Jorge Orta RF
Bo Diaz CA
Alan Bannister 2B
Tom Verzyer SS
Bert Blyleven P

■ **1987, April 6**
Indians (3) at Toronto (7)

Tony Bernazard 2B
Brett Butler CF
Julio Franco SS
Joe Carter LF
Andre Thornton DH
Brook Jacoby 3B
Pat Tabler 1B
Cory Snyder RF
Chris Bando CA
Tom Candiotti P

■ **1993, April 5**
New York (9) at Indians (1)

Kenny Lofton CF
Felix Fermin SS
Carlos Baerga 2B
Albert Belle LF
Paul Sorrento 1B
Reggie Jefferson DH
Carlos Martinez 3B
Glenallen Hill RF
Sandy Alomar CA
Charles Nagy P

■ **1976, April 10**
Detroit (3) at Indians (1)

Rick Manning CF
Duane Kuiper 2B
Buddy Bell 3B
Boog Powell 1B
George Hendrick RF
Rico Carty DH
Charlie Spikes LF
Alan Ashby CA
Frank Duffy SS
Dennis Eckersley P

■ **1982, April 10**
Texas (8) at Indians (3)

Miguel Dilone LF
Toby Harrah 3B
Mike Hargrove 1B
Andre Thornton DH
Bake McBride RF
Ron Hassey CA
Rick Manning CF
Jack Proconte 2B
Jerry Dybzinski SS
Rick Waits P

■ **1988, April 4**
Indians (3) at Texas (4)

Julio Franco 2B
Willie Upshaw 1B
Pat Tabler DH
Joe Carter CF
Mel Hall LF
Brook Jacoby 3B
Cory Snyder RF
Jay Bell SS
Andy Allanson CA
Greg Swindell P

■ **1994, April 4**
Seattle (3) at Indians (4)

Kenny Lofton CF
Omar Vizquel SS
Carlos Baerga 2B
Albert Belle LF
Eddie Murray 1B
Candy Maldonado DH
Sandy Alomar CA
Manny Ramirez RF
Mark Lewis 3B
Dennis Martinez P

■ **1977, April 7**
Indians (5) at Boston (4)

Rick Manning CF
Duane Kuiper 2B
Jim Norris RF
Rico Carty DH
Andre Thornton 1B
Bill Melton 3B
Buddy Bell LF
Ray Fosse CA
Frank Duffy SS
Dennis Eckersley P

■ **1983, April 4**
Indians (8) at Oakland (5)

Mike Hargrove 1B
Toby Harrah 3B
Bake McBride RF
Andre Thornton DH
George Vukovich LF
Manny Trillo 2B
Rick Manning CF
Ron Hassey CA
Julio Franco SS
Rick Sutcliffe P

■ **1989, April 3**
Milwaukee (1) at Indians (2)

Oddibe McDowell LF
Jerry Browne 2B
Joe Carter CF
Pete O'Brien 1B
Cory Snyder RF
Dave Clark DH
Brook Jacoby 3B
Andy Allanson CA
Felix Fermin SS
Greg Swindell P

■ **1995, April 27**
Indians (11) at Texas (6)

Kenny Lofton CF
Omar Vizquel SS
Carlos Baerga 2B
Albert Belle LF
Eddie Murray DH
Jim Thome 3B
Manny Ramirez RF
Paul Sorrento 1B
Tony Pena CA
Dennis Martinez P

■ **1978, April 8**
Kansas City (5) at Indians (8)

Paul Dade RF
Duane Kuiper 2B
Johnny Grubb LF
Andre Thornton 1B
Willie Horton DH
Larvell Blanks SS
Buddy Bell 3B
Rick Manning CF
Ron Pruitt CA
Wayne Garland P

■ **1984, April 3**
Indians (9) at Texas (1)

Brett Butler CF
Tony Bernazard 2B
Julio Franco SS
Andre Thornton DH
Pat Tabler 1B
Brook Jacoby 3B
Ron Hassey CA
George Vukovich RF
Otis Nixon LF
Rick Sutcliffe P

■ **1990, April 12**
Indians (4) at New York (6)

Mitch Webster CF
Jerry Browne 2B
Candy Maldonado LF
Cory Snyder RF
Keith Hernandez 1B
Chris James DH
Brook Jacoby 3B
Sandy Alomar CA
Rafael Santana SS
Bud Black P

■ **1996, April 2**
New York (7) at Indians (1)

Kenny Lofton CF
Omar Vizquel SS
Carlos Baerga 2B
Albert Belle LF
Eddie Murray DH
Julio Franco 1B
Manny Ramirez RF
Sandy Alomar CA
Scott Leius 3B
Dennis Martinez P

■ **1997, April 2**
Indians (9) at Oakland (7)

Marquis Grissom	CF
Omar Vizquel	SS
Jim Thome	1B
Matt Williams	3B
David Justice	LF
Manny Ramirez	RF
Julio Franco	2B
Kevin Mitchell	DH
Sandy Alomar	CA
Charles Nagy	P

■ **1998, March 31**
Indians (10) at Seattle (9)

Kenny Lofton	CF
Omar Vizquel	SS
Shawon Dunston	DH
Manny Ramirez	RF
Geronimo Berroa	LF
Travis Fryman	3B
Sandy Alomar	CA
Jeff Manto	1B
Enrique Wilson	2B
Charles Nagy	P

■ **1999, April 6**
Indians (5) at Anaheim (6)

Kenny Lofton	CF
Omar Vizquel	SS
Roberto Alomar	2B
Jim Thome	1B
Manny Ramirez	RF
David Justice	LF
Travis Fryman	3B
Wilfredo Cordero	DH
Sandy Alomar	CA
Jaret Wright	P

■ **2000, April 3**
Indians (4) at Baltimore (1)

Kenny Lofton	CF
Omar Vizquel	SS
Roberto Alomar	2B
Manny Ramirez	RF
Jim Thome	1B
Richie Sexson	DH
David Justice	LF
Travis Fryman	3B
Sandy Alomar	CA
Bartolo Colón	P

■ **2001, April 2**
Chicago (7) at Indians (4)

Kenny Lofton	CF
Omar Vizquel	SS
Roberto Alomar	2B
Juan Gonzalez	RF
Ellis Burks	LF
Jim Thome	1B
Wil Cordero	DH
Russell Branyan	3B
Einar Diaz	CA
Bartolo Colón	P

■ **2002, March 31**
Indians (6) at Anaheim (0)

Matt Lawton	RF
Omar Vizquel	SS
Ellis Burks	DH
Jim Thome	1B
Travis Fryman	3B
Ricky Gutierrez	2B
Milton Bradley	CF
Russell Branyan	LF
Einar Diaz	CA
Bartolo Colón	P

■ **2003, March 31**
Indians (5) at Baltimore (6)

Milton Bradley	CF
Omar Vizquel	SS
Matt Lawton	LF
Ellis Burks	DH
Karim Garcia	RF
Travis Hafner	1B
Casey Blake	3B
Josh Bard	CA
Brandon Phillips	2B
CC Sabathia	P

■ **2004, April 5**
Indians (4) at Minnesota (7)

Matt Lawton	LF
Omar Vizquel	SS
Jody Gerut	RF
Ben Broussard	1B
Casey Blake	3B
Victor Martinez	CA
Travis Hafner	DH
Ron Belliard	2B
Coco Crisp	CF
CC Sabathia	P

■ **2005, April 4**
Indians (0) at Chicago (1)

Coco Crisp	CF
Ronnie Belliard	2B
Travis Hafner	DH
Victor Martinez	CA
Aaron Boone	3B
Casey Blake	RF
Ben Broussard	1B
José Hernandez	LF
Jhonny Peralta	SS
Jake Westbrook	P

■ **2006, April 12**
Indians (4) at Chicago (10)

Grady Sizemore	CF
Jason Michaels	LF
Jhonny Peralta	SS
Travis Hafner	DH
Victor Martinez	CA
Eduardo Pérez	1B
Ronnie Belliard	2B
Aaron Boone	3B
Casey Blake	RF
CC Sabathia	P

■ **2007, April 2**
Indians (12) at Chicago (5)

Grady Sizemore	CF
Trot Nixon	RF
Travis Hafner	DH
Victor Martinez	CA
Casey Blake	1B
David Dellucci	LF
Jhonny Peralta	SS
Josh Barfield	2B
Andy Marte	3B
CC Sabathia	P

■ **2008, March 31**
Chicago (8) at Indians (10)

Grady Sizemore	CF
Jason Michaels	LF
Travis Hafner	DH
Victor Martinez	CA
Jhonny Peralta	SS
Ryan Garko	1B
Asdrúbal Cabrera	2B
Franklin Gutierrez	RF
Casey Blake	3B
CC Sabathia	P

■ **2009, April 6**
Indians (1) at Texas (9)

Grady Sizemore	CF
Mark DeRosa	3B
Victor Martinez	1B
Travis Hafner	DH
Jhonny Peralta	SS
Shin-Soo Choo	RF
Kelly Shoppach	CA
Ben Francisco	LF
Asdrúbal Cabrera	2B
Cliff Lee	P

■ **2010, April 5**
Indians (0) at White Sox (6)

Asdrúbal Cabrera	SS
Grady Sizemore	CF
Shin-Soo Choo	RF
Travis Hafner	DH
Jhonny Peralta	3B
Matt LaPorta	1B
Mark Grudzielanek	2B
Lou Marson	CA
Michael Brantley	LF
Jake Westbrook	P

■ **2011, April 1**
Chicago (15) at Indians (10)

Michael Brantley	CF
Asdrúbal Cabrera	SS
Shin-Soo Choo	RF
Carlos Santana	CA
Travis Hafner	DH
Orlando Cabrera	2B
Austin Kearns	LF
Matt LaPorta	1B
Jack Hannahan	3B
Roberto Hernandez*	P

■ **2012, April 5 (16.OIP)**
Toronto (7) at Indians (4)

Michael Brantley	CF
Asdrubal Cabrera	SS
Shin-Soo Choo	RF
Carlos Santana	CA
Travis Hafner	DH
Shelley Duncan	LF
Casey Kotchman	1B
Jason Kipnis	2B
Jack Hannahan	3B
Justin Masterson	P

■ **2013, April 2**
Indians (4) at Toronto (1)

Michael Bourn	CF
Asdrúbal Cabrera	SS
Jason Kipnis	2B
Nick Swisher	1B
Michael Brantley	LF
Carlos Santana	CA
Mark Reynolds	DH
Lonnie Chisenhall	3B
Drew Stubbs	RF
Justin Masterson	P

■ **2014, March 31**
Indians (2) at Oakland (0)

Nyjer Morgan	CF
Nick Swisher	1B
Jason Kipnis	2B
Carlos Santana	3B
Michael Brantley	LF
Ryan Raburn	DH
Asdrúbal Cabrera	SS
David Murphy	RF
Yan Gomes	CA
Justin Masterson	P

■ **2015, April 6**
Indians (0) at Houston (2)

Michael Bourn	CF
Jason Kipnis	2B
Michael Brantley	LF
Carlos Santana	1B
Yan Gomes	CA
Brandon Moss	RF
Ryan Raburn	DH
Lonnie Chisenhall	3B
José Ramírez	SS
Corey Kluber	P

■ **2016, April 5**
Boston (6) at Indians (2)

Rajai Davis	CF
Jason Kipnis	2B
Francisco Lindor	SS
Mike Napoli	1B
Carlos Santana	DH
Yan Gomes	CA
Marlon Byrd	LF
Juan Uribe	3B
Collin Cowgill	R
Corey Kluber	P

■ **2017, April 3**
Indians (8) at Texas (5)

Carlos Santana	DH
Francisco Lindor	SS
Michael Brantley	LF
Edwin Encarnacion	1B
José Ramírez	2B
Yan Gomes	C
Tyler Naquin	CF
Yandy Diaz	3B
Abraham Almonte	RF
Corey Kluber	P

■ **2018, March 29**
Indians (1) at Seattle (2)

Francisco Lindor	SS
Jason Kipnis	2B
Jose Ramirez	3B
Yonder Alonso	1B
Edwin Encarnacion	DH
Lonnie Chisenhall	RF
Yan Gomes	C
Tyler Naquin	LF
Bradley Zimmer	CF
Corey Kluber	P

AWARDS

MOST VALUABLE PLAYER AWARD (1931-2018)*

George Burns, 1926

Al Rosen, 1953

Lou Boudreau, 1948

** Known as "League Award" from 1922-28*

CY YOUNG AWARD (1956-2018)

Gaylord Perry, 1972

CC Sabathia, 2007

Cliff Lee, 2008

Corey Kluber, 2014 & 2017

AMERICAN LEAGUE ROOKIE OF THE YEAR (1947-2018)

Herb Score, P1955

Joe Charboneau, OF 1980

Chris Chambliss, 1B 1971

Sandy Alomar, C 1990

AMERICAN LEAGUE MANAGER OF THE YEAR (1983-2018)

Eric Wedge, 2007

Terry Francona, 2013 & 2016

ROLAIDS AMERICAN LEAGUE RELIEVER OF THE YEAR

Jose Mesa, 1995

RAWLINGS GOLD GLOVE WINNERS (1957-2018)

1958	Vic Power1B	1990	Sandy Alomar..... C	1998	Omar Vizquel SS
1959	Vic Power1B	1993	Kenny LoftonOF	1999	Roberto Alomar..... 2B
1959	Minnie Minoso.....OF	1994	Kenny LoftonOF	1999	Omar Vizquel SS
1960	Vic Power1B	1994	Omar Vizquel SS	2000	Roberto Alomar..... 2B
1961	Vic Power1B	1995	Kenny LoftonOF	2000	Omar Vizquel SS
1961	Jimmy Piersall.....OF	1995	Omar Vizquel SS	2000	Travis Fryman 3B
1964	Vic Davalillo.....OF	1996	Kenny LoftonOF	2001	Roberto Alomar..... 2B
1970	Ray Fosse C	1996	Omar Vizquel SS	2001	Omar Vizquel SS
1971	Ray Fosse C	1997	Omar Vizquel SS	2007	Grady SizemoreOF
1976	Rick ManningOF	1997	Matt Williams..... 3B	2008	Grady SizemoreOF
				2016	Francisco Lindor SS

SPORTING NEWS/HILLERICH AND BRADSBY SILVER SLUGGER WINNERS (1980-2018)

1984	Andre Thornton.....DH	1996	Jim Thome..... 3B	#2004	Victor Martínez..... C
1988	Julio Franco..... 2B	1997	Matt Williams..... 3B	2008	Grady SizemoreOF
1993	Albert Belle.....OF	1997	David Justice.....OF	2011	Asdrúbal Cabrera.... SS
1993	Carlos Baerga 2B	1999	Roberto Alomar..... 2B	2014	Michael BrantleyOF
1994	Carlos Baerga 2B	1999	Manny Ramirez.....OF	2014	Yan Gomes..... C
1994	Albert Belle.....OF	2000	Roberto Alomar..... 2B	2017	José Ramírez 3B
1995	Albert Belle.....OF	2000	Manny Ramirez.....OF	2017	Francisco Lindor SS
1995	Manny Ramirez.....OF	2001	Juan GonzálezOF	2018	José Ramírez 3B
1996	Albert Belle.....OF			2018	Francisco Lindor SS

Shared award with Detroit's Ivan Rodriguez

MAJOR LEAGUE ALL-STAR TEAM (SPORTING NEWS, 1925-2018)

George Burns, 1b.....	1926	Tony Bernazard, 2b.....	1986
Joe Sewell, ss.....	1926	Carlos Baerga, 2b.....	1993
George Uhle, p.....	1926	Albert Belle, of.....	1993
Wes Farrell, p.....	1930	Albert Belle, of.....	1994
Earl Averill, of.....	1931	Carlos Baerga, 2b.....	1995
Earl Averill, of.....	1932	Albert Belle, of.....	1995
Earl Averill, of.....	1934	Jim Thome, 3b.....	1995
Earl Averill, of.....	1936	Albert Belle, of.....	1996
Bob Feller, p.....	1939	Jim Thome, 3b.....	1996
Bob Feller, p.....	1940	Matt Williams, 3b.....	1997
Bob Feller, p.....	1941	David Justice, of.....	1997
Bob Feller, p.....	1946	Roberto Alomar, 2b.....	1999
Joe Gordon, 2b.....	1947	Manny Ramírez, of.....	1999
Lou Boudreau, ss.....	1947	Roberto Alomar, 2b.....	2000
Bob Feller, p.....	1947	Travis Fryman, 3b.....	2000
Joe Gordon, 2b.....	1948	Jim Thome, 1b.....	2001
Lou Boudreau, ss.....	1948	Juan Gonzalez, of.....	2001
Bob Lemon, p.....	1948	CC Sabathia, p.....	2007
Larry Doby, of.....	1950	Cliff Lee, p.....	2008
Bob Lemon, p.....	1950	Grady Sizemore, of.....	2008
Al Rosen, 3b.....	1953	Asdrúbal Cabrera, ss.....	2011
Bobby Avila, 2b.....	1954	Michael Brantley, of.....	2014
Al Rosen, 3b.....	1954	Francisco Lindor, ss.....	2016
Bob Lemon, p.....	1954	Corey Kluber, p.....	2016
Minnie Minoso, of.....	1959	Francisco Lindor, ss.....	2017
Dick Donovan, p.....	1962	José Ramírez, 3b.....	2017
Fred Whitfield, 1b.....	1965	Yan Gomes, c.....	2018
Ray Fosse, c.....	1970	Francisco Lindor, ss.....	2018
Sam McDowell, lhp.....	1970	José Ramírez, 3b.....	2018
Gaylord Perry, rhp.....	1972		

A.L. HANK AARON AWARD WINNER (HITS + HR + RBI)

Manny Ramírez, 1999

INDIANS ALL-TIME RBI LEADERS BY POSITION (SINGLE-SEASON)

Pos.	Player	Year	No.
C	Victor Martinez	2004	101
1B	Hal Trosky	1936	162
2B	Joe Gordon	1948	124
SS	Joe Sewell	1923	109
3B	Al Rosen	1953	145
LF	Albert Belle	1996	142
CF	Earl Averill	1931	143
RF	Manny Ramírez	1999	165
DH	Travis Hafner	2006	110

CLEVELAND BBWAA BOB FELLER "MAN OF THE YEAR" AWARD

1946	Bill Veeck	1964	Don McMahon	1982	Andre Thornton Toby Harrah	2000	Travis Fryman
1947	Lou Boudreau	1965	Rocky Colavito	1983	Rick Sutcliffe	2001	Roberto Alomar
1948	Gene Bearden	1966	Sonny Siebert	1984	Bert Blyleven	2002	Jim Thome
1949	Bob Lemon	1967	Max Alvis	1985	Brett Butler	2003	Jody Gerut
1950	Larry Doby	1968	Luis Tiant	1986	Joe Carter	2004	Victor Martínez
1951	Bob Feller	1969	Sam McDowell	1987	Brook Jacoby	2005	Travis Hafner
1952	Mike Garcia Bob Lemon Early Wynn	1970	Ray Fosse Sam McDowell	1988	Doug Jones	2006	Grady Sizemore
1953	Al Rosen	1971	Graig Nettles	1989	Jerry Browne	2007	CC Sabathia
1954	Bobby Avila	1972	Gaylord Perry	1990	Doug Jones	2008	Cliff Lee
1955	Al Smith	1973	Buddy Bell	1991	Carlos Baerga	2009	Shin-Soo Choo
1956	Vic Wertz	1974	Gaylord Perry Jim Perry	1992	Carlos Baerga	2010	Shin-Soo Choo
1957	Gene Woodling	1975	Dave LaRoche	1993	Albert Belle	2011	Asdrúbal Cabrera
1958	Rocky Colavito	1976	Rico Carty	1994	no award	2012	Vinnie Pestano
1959	Tito Francona	1977	Duane Kuiper	1995	Jose Mesa	2013	Justin Masterson
1960	Jim Perry	1978	Andre Thornton	1996	Albert Belle	2014	Corey Kluber
1961	Mel Harder	1979	Dave Garcia	1997	Sandy Alomar	2015	Michael Brantley
1962	Dick Donovan	1980	Mike Hargrove	1998	Manny Ramírez	2016	José Ramírez
1963	Max Alvis	1981	Mike Hargrove	1999	Robbie Alomar Manny Ramírez	2017	Corey Kluber
						2018	Francisco Lindor

CLEVELAND BBWAA "FRANK GIBBONS/STEVE OLIN GOOD GUY" AWARD

1968	Alvin Dark	1981	Mike Seghi	1994	no award	2008	Luis Isaac
1969	Lou Klimchok	1982	Dennis Sommers	1995	Jim Thome	2009	Jamey Carroll
1970	Larry Brown	1983	Don McMahon	1996	Omar Vizquel	2010	Manny Acta
1971	Hank Peters	1984	Andre Thornton	1997	Orel Hershiser	2011	Chris Perez
1972	Dino Lucarelli	1985	Mike Hargrove	1998	Luis Isaac	2012	Manny Acta
1973	Bob Gill	1986	Johnny Goryl	1999	Dave Burba	2013	Jason Giambi
1974	Harold Bossard Marshall Bossard	1987	Andre Thornton	2000	Sandy Alomar	2014	Terry Francona
1975	Boog Powell	1988	Doc Edwards	2001	Charles Nagy	2015	Mike Aviles
1976	Jim Warfield	1989	Tom Candiotti Bud Black	2002	Joel Skinner	2016	Terry Francona
1977	Cy Buynak	1990	Brook Jacoby	2003	Ellis Burks	2017	Josh Tomlin
1978	Duane Kuiper	1991	Mike Hargrove	2004	Casey Blake	2018	Cody Allen
1979	Sid Monge	1992	Felix Fermin	2005	Aaron Boone		
1980	Rick Manning	1993	Cy Buynak	2006	Paul Byrd		
				2007	Mark Shapiro		

WAHOO CLUB PLAYER OF THE YEAR

(Announced by Wahoo Club. Voted by players 1963-2015; fan vote 2016-present)

2018	Francisco Lindor	1999	Manny Ramírez	1980	Toby Harrah
2017	José Ramírez	1998	Manny Ramírez	1979	Andre Thornton
2016	Francisco Lindor	1997	Sandy Alomar	1978	Andre Thornton Duane Kuiper
2015	Jason Kipnis	1996	Charles Nagy	1977	Buddy Bell
2014	Corey Kluber	1995	Albert Belle Jose Mesa	1976	Alan Ashby
2013	Jason Kipnis	1994	Kenny Lofton	1975	Frank Duffy
2012	Vinnie Pestano	1993	Albert Belle	1974	John Ellis
2011	Asdrubal Cabrera	1992	Carlos Baerga	1973	Gaylord Perry
2010	Shin-Soo Choo	1991	Carlos Baerga	1972	Graig Nettles
2009	Shin-Soo Choo	1990	Doug Jones	1971	Ray Fosse
2008	Cliff Lee Grady Sizemore	1989	Jerry Browne	1970	Sam McDowell
2007	Victor Martínez	1988	Joe Carter	1969	Jose Cardenal
2006	Grady Sizemore Travis Hafner	1987	Pat Tabler	1968	Stan Williams
2005	Bob Wickman	1986	Joe Carter	1967	Joe Azcue
2004	Victor Martínez	1985	Brett Butler	1966	Larry Brown
2003	Jody Gerut	1984	Rick Sutcliffe		(renamed after Cobbledick in 1966)
2002	Jim Thome	1983	Andre Thornton	1965	Dick Howser
2001	Roberto Alomar	1982	Jerry Dybzinski	1964	Fred Whitfield
2000	Travis Fryman	1981	Mike Hargrove	1963	Jerry Kindall

INDIANS ALL-TIME CAREER TOP TEN IN BATTING

GAMES	AT BATS	RUNS	HITS
Turner.....1619	Lajoie.....6034	Averill.....1154	Lajoie.....2052
Lajoie.....1614	Averill.....5909	Speaker.....1079	Speaker.....1965
Boudreau.....1560	Turner.....5787	Lofton.....975	Averill.....1903
Hegan.....1526	Boudreau.....5754	Jamieson.....942	Sewell.....1800
Speaker.....1519	Vizquel.....5708	Thome.....928	Jamieson.....1753
Keltner.....1513	Keltner.....5655	Vizquel.....906	Boudreau.....1706
Sewell.....1513	Sewell.....5621	Lajoie.....865	Vizquel.....1616
Averill.....1510	Jamieson.....5551	Sewell.....857	Keltner.....1561
Jamieson.....1483	Speaker.....5546	Boudreau.....823	Lofton.....1512
Vizquel.....1478	Lofton.....5045	Doby.....808	Turner.....1472

DOUBLES	TRIPLES	HOME RUNS	TOTAL BASES
Speaker.....486	Averill.....121	Thome.....337	Averill.....3200
Lajoie.....424	Speaker.....108	Belle.....242	Speaker.....2886
Averill.....377	Flick.....106	Ramirez.....236	Lajoie.....2725
Sewell.....375	Jackson.....89	Averill.....226	Thome.....2667
Boudreau.....367	Heath.....83	Trosky.....216	Keltner.....2494
Keltner.....306	Chapman.....81	Doby.....215	Trosky.....2406
Jamieson.....296	Graney.....79	Thornton.....214	Boudreau.....2392
Vizquel.....288	Lajoie.....78	Hafner.....200	Sewell.....2391
Trosky.....287	Turner.....77	Rosen.....192	Jamieson.....2251
Thome.....263	Bradley.....74	Colavito.....190	Vizquel.....2162
	Jamieson.....74		

RUNS BATTED IN	WAR POS PLAYERS#	STOLEN BASES	WALKS
Averill.....1084	Lajoie.....79.9	Lofton.....452	Thome.....1008
Thome.....937	Speaker.....74.2	Vizquel.....279	Speaker.....857
Lajoie.....919	Boudreau.....61.7	Turner.....254	Boudreau.....766
Trosky.....911	Lofton.....48.6	Lajoie.....240	Santana.....726
Speaker.....886	Thome.....48.0	Chapman.....238	Averill.....725
Sewell.....868	Averill.....47.9	Flick.....207	Graney.....712
Keltner.....850	Sewell.....45.6	Bay.....165	Doby.....703
Ramirez.....804	Doby.....43.5	Butler.....164	Thornton.....685
Doby.....776	Turner.....38.8	Bradley.....157	J.Sewell.....654
Belle.....751	Bradley.....35.2	Speaker.....155	Jamieson.....627

SLUGGING PCT.*	BATTING AVERAGE*	ON-BASE PCT.*	ON-BASE + SLUGGING *
Ramirez.....592	Jackson.....375	Speaker.....444	Ramirez......988
Belle.....580	Speaker.....354	Jackson.....441	Jackson......983
Thome.....566	Lajoie.....340	Thome.....414	Thome......980
Trosky.....551	Burns.....327	Ramirez.....407	Speaker......965
Jackson.....542	Morgan.....323	R. Alomar.....405	Belle......949
Averill.....542	R. Alomar.....323	Morgan.....405	Averill......940
Justice.....526	Averill.....322	Averill.....399	Trosky......930
Speaker.....520	Sewell.....320	Sewell.....398	R. Alomar......920
R. Alomar.....515	Hodapp.....318	Hargrove.....396	Justice......918
Hafner.....509	Jamieson.....316	Justice.....392	Morgan......898

#Source: Baseball-Reference

*Based on 2,000 career plate appearances with Cleveland

INDIANS ALL-TIME SINGLE SEASON TOP TEN IN BATTING

GAMES	AT BATS	RUNS	HITS
Wagner (1964) 163	Carter (1986)..... 663	Averill (1931)..... 140	Jackson (1911) 233
Sizemore (2006/07) .. 162	Lofton (1996)..... 662	R. Alomar (1999)..... 138	Averill (1936) 232
Howser (1964)..... 162	Lindor (2018)..... 661	Speaker (1920)..... 137	Lajoie (1910)..... 227
Colavito (1965)..... 162	Franco (1984)..... 658	Averill (1936) 136	Jackson (1912)..... 226
Harrah (1982)..... 162	Baerga (1992) 657	Sizemore (2006) 134	Hodapp (1930) 225
Carter (1986/89)..... 162	Sizemore (2006) 655	Speaker (1923)..... 133	Jamieson (1923)..... 222
Alvis (1967) 161	Rocco (1944)..... 653	Lofton (1996)..... 132	Speaker (1923)..... 218
Butler (1986)..... 161	Carter (1989)..... 651	M. Ramírez (1999) ... 131	Burns (1926)..... 216
Thornton (1982)..... 161	Lindor (2017)..... 651	Jamieson (1923)..... 130	Vosmik (1935) 216
Baerga (1992) 161	Lind (1928) 650	Lindor (2018)..... 129	Trosky (1936) 216
Jacoby (1985)..... 161			

DOUBLES	TRIPLES	HOME RUNS	TOTAL BASES
Burns (1926)..... 64	Jackson (1912) 26	Thome (2002)..... 52	Trosky (1936) 405
Speaker (1923)..... 59	Mitchell (1949)..... 23	Belle (1995) 50	Averill (1936) 385
J. Ramírez (2017)..... 56	Bradley (1903)..... 22	Thome (2001)..... 49	Belle (1995)..... 377
Sizemore (2006) 53	Flick (1906)..... 22	Belle (1996)..... 48	Belle (1996)..... 375
Speaker (1921)..... 52	Vosmik (1935) 20	M. Ramírez (1998) 45	Trosky (1934) 374
Speaker (1926)..... 52	Heath (1941)..... 20	M. Ramírez (1999) 44	Rosen (1953)..... 367
Belle (1995)..... 52	Jackson (1911) 19	Rosen (1953)..... 43	Averill (1931)..... 361
Lajoie (1910)..... 51	Flick (1905)..... 18	Hafner (2006)..... 42	Averill (1932)..... 359
Burns (1927)..... 51	Flick (1907)..... 18	Trosky (1936) 42	Morgan (1930)..... 351
Hodapp (1930) 51	Heath (1938) 18	Colavito (1959) 42	Speaker (1923)..... 350

RUNS BATTED IN	EXTRA BASE HITS	STOLEN BASES	WALKS
M. Ramírez (1999) ... 165	Belle (1995)..... 103	Lofton (1996)..... 75	Thome (1999)..... 127
Trosky (1936) 162	Trosky (1936) 96	Lofton (1993)..... 70	Thome (1996)..... 123
Belle (1996)..... 148	Sizemore (2006) 92	Lofton (1992)..... 66	Thome (2002)..... 122
Rosen (1953)..... 145	J. Ramírez (2017)..... 91	Dilone (1980)..... 61	Thome (1997)..... 120
M. Ramírez (1998) ... 145	Trosky (1934) 89	Lofton (1994)..... 60	Thome (2000) 118
Averill (1931)..... 143	Belle (1996)..... 89	Lofton (1995)..... 54	Santana (2014)..... 113
Trosky (1934) 142	Speaker (1923)..... 87	Lofton (1998)..... 54	Thome (2001)..... 111
González (2001)..... 140	Averill (1934) 85	Chapman (1917)..... 52	Hargrove (1980) 111
Morgan (1930)..... 136	Morgan (1930)..... 84	Butler (1984)..... 52	Thornton (1982)..... 109
Speaker (1923)..... 130	Averill (1932) 83	Roth (1917)..... 51	Santana (2015)..... 108

SLUGGING PCT.*	BATTING AVERAGE *	ON-BASE PCT. *	ON-BASE + SLUGGING *
Belle (1994)..... 714	Jackson (1911) 408	Speaker (1920)..... 483	M. Ramírez (2000) . 1.154
M. Ramírez (2000) ... 697	Jackson (1912) 395	Speaker (1925)..... 479	Belle (1994)..... 1.152
Belle (1995)..... 690	Speaker (1925)..... 389	Speaker (1922)..... 474	Thome (2002)..... 1.122
Thome (2002)..... 677	Speaker (1920)..... 388	Speaker (1916)..... 470	M. Ramírez (1999) . 1.105
M. Ramírez (1999) .. 663	Speaker (1916)..... 386	Speaker (1923)..... 469	Hafner (2006)..... 1.097
Hafner (2006) 659	Lajoie (1910)..... 384	Jackson (1911) 468	Belle (1995)..... 1.091
Trosky (1936) 644	Speaker (1923)..... 380	Jackson (1913) 460	Speaker (1922)..... 1.080
Averill (1936) 627	Speaker (1922)..... 378	Jackson (1912) 458	Speaker (1923)..... 1.079
Thome (2001)..... 624	Averill (1936) 378	M. Ramírez (2000) .. 457	Averill (1936) 1.065
Belle (1996)..... 623	Lajoie (1904) 376	Sewell (1923)..... 456	Thome (1996)..... 1.062

*Minimum of 500 at-bats or qualified for batting title

YEAR-BY-YEAR BATTING STATS

YEAR	AVG	AB	R	H	2B	3B	HR	SLG	SB
1901	.271	4833	667	1311	197	68	12	.348	125
1902	@.289	4840	686	@1401	248	68	33	.389	140
1903	.265	4773	639	1265	@231	*95	31	.373	175
1904	@.260	5152	@647	1340	@225	90	27	@.354	178
1905	@.255	5166	567	@1318	211	@72	18	.334	188
1906	@.279	@5425	@663	@1514	@240	73	12	@.357	203
1907	.241	5068	530	1221	182	68	11	.310	193
1908	.239	5108	568	1221	188	58	18	.309	177
1909	.241	5048	493	1216	173	81	10	.313	174
1910	.244	@5390	548	1316	188	64	9	.308	189
1911	.282	5321	691	1501	@238	81	20	.369	209
1912	.273	5132	677	1403	219	77	12	.353	194
1913	.268	5031	633	1349	206	74	16	.348	191
1914	.245	@5157	538	1262	178	70	10	.312	167
1915	.240	5034	539	1210	169	79	20	.317	138
1916	.250	5064	630	1264	@233	66	16	.331	160
1917	.245	4994	584	1224	@218	64	13	.322	*210
1918	@.260	4166	@504	1084	@176	@67	9	@.341	@165
1919	.278	4565	636	1268	@254	72	24	@.381	113
1920	.303	5196	@857	1574	@300	*95	35	.417	73
1921	*.308	5383	925	1656	@355	90	42	.430	51
1922	.292	5293	768	1544	@320	73	32	.398	90
1923	@.301	5290	@888	@1594	@301	75	59	.420	79
1924	.296	5332	755	1580	306	59	41	.399	85
1925	.297	5436	782	1613	285	58	52	.399	90
1926	.289	5293	738	1529	@333	49	27	.386	88
1927	.283	5202	668	1471	@321	52	26	.379	65
1928	.285	@5386	674	1535	299	61	34	.382	50
1929	.294	5187	717	1525	294	79	62	.417	75
1930	.304	5439	890	1654	@*358	59	72	.431	51
1931	.296	5445	885	1612	@321	69	71	.419	63
1932	.285	5412	845	1544	@310	74	78	.413	52
1933	.261	5240	654	1366	218	77	50	.360	36
1934	.287	5396	814	1550	340	46	100	.423	52
1935	.284	5534	776	1573	@324	77	93	.421	63
1936	@.304	@5646	921	@*1715	@357	82	123	.461	66
1937	.280	5353	817	1499	304	76	103	.423	78
1938	.281	5356	847	1506	@300	@89	113	.434	83
1939	.280	5316	797	1490	@291	@79	85	.413	72
1940	.265	5361	710	1422	287	61	101	.398	53
1941	.256	5283	677	1350	249	@84	103	.393	63
1942	.253	5317	590	1344	223	58	50	.345	69
1943	.255	5269	600	1344	@246	45	55	.350	47
1944	.266	@5481	643	@1458	270	50	70	.372	48
1945	.255	4898	557	1249	216	48	65	.359	19
1946	.245	5242	537	1285	233	56	79	.356	57
1947	.259	@5367	687	1392	@234	51	112	.385	29
1948	@.282	@5446	840	@1534	242	54	@155	.431	54
1949	.260	5221	675	1358	194	58	112	.384	44
1950	.269	5263	806	1417	222	46	@164	.422	40

YEAR	AVG	AB	R	H	2B	3B	HR	SLG	SB
1951	.256	5250	696	1346	208	35	@140	.389	52
1952	.262	5330	@763	1399	211	49	@148	@.404	46
1953	.270	5285	770	1426	201	29	@160	.410	33
1954	.262	5222	746	1368	188	39	@156	.403	30
1955	.257	5146	698	1325	195	31	148	.394	28
1956	.244	5148	712	1256	199	23	153	.381	40
1957	.252	5171	682	1304	199	26	140	.382	40
1958	.258	5201	694	1340	210	31	161	.403	50
1959	@.263	5288	@745	1390	216	25	@167	@.408	33
1960	.267	@5296	667	@1415	218	20	127	.388	58
1961	@.266	@5609	737	@1493	@257	39	150	.406	34
1962	.245	5484	682	1341	202	22	180	.388	35
1963	.239	5496	635	1314	214	29	169	.381	59
1964	.247	5603	689	1386	208	22	164	.380	@79
1965	.250	5469	663	1367	198	21	156	.379	109
1966	.237	5474	574	1300	156	25	155	.360	53
1967	.235	5461	559	1282	213	35	131	.359	53
1968	.234	5416	516	1266	210	36	75	.327	115
1969	.237	5365	573	1272	173	24	119	.345	85
1970	.249	5463	649	1358	197	23	183	.394	25
1971	.238	5467	543	1303	200	20	109	.342	57
1972	.234	5207	472	1220	187	18	91	.330	49
1973	.256	5592	680	1429	205	29	@158	.387	60
1974	.255	5474	662	1395	201	19	131	.370	79
1975	.261	5404	688	1409	201	25	@153	.392	106
1976	.263	5412	615	1423	189	38	85	.359	75
1977	.269	5491	676	1476	221	46	100	.380	87
1978	.261	5365	639	1400	223	45	106	.379	64
1979	.258	5376	760	1388	206	29	138	.384	143
1980	.277	5470	738	1517	221	40	89	.381	118
1981	.263	3507	431	922	150	21	39	.351	@119
1982	.262	5559	683	1458	225	32	109	.373	151
1983	.265	5476	704	1451	249	31	86	.369	109
1984	.265	5643	761	1498	222	39	123	.384	126
1985	.265	5527	729	1465	254	31	116	.385	132
1986	@.284	*5702	@831	@1620	270	@45	157	@.430	@141
1987	.263	5606	742	1476	267	30	187	.422	140
1988	.261	5505	666	1435	235	28	134	.387	97
1989	.245	5463	604	1340	221	26	127	.365	74
1990	.267	5485	732	1465	266	41	110	.391	107
1991	.254	5470	576	1390	236	26	79	.350	84
1992	.266	5620	674	1495	227	24	127	.383	144
1993	.275	5619	790	1547	264	31	141	.409	159
1994	.290	4022	@679	@1165	@240	20	@167	*@.484	131
1995	@.291	5028	@840	@1461	279	23	@207	@.479	@132
1996	@.293	5681	952	@1665	335	23	218	.475	160
1997	.286	5556	868	1589	301	22	220	.467	118
1998	.272	5616	850	1530	334	30	198	.448	143
1999	.289	5634	*@1009	1629	309	32	209	.467	@147
2000	@.288	5683	950	1639	310	30	*221	.470	113

YEAR	AVG	AB	R	H	2B	3B	HR	SLG	SB
2001	.278	5600	897	1559	294	37	212	.458	79
2002	.249	5423	739	1349	255	26	192	.412	52
2003	.254	5572	699	1413	296	26	158	.401	86
2004	.276	5676	858	1565	345	29	184	.444	94
2005	.271	5609	790	1522	337	30	207	.453	62
2006	.280	5619	870	1576	351	27	196	.457	55
2007	.268	5604	811	1504	305	27	178	.428	72
2008	.262	5543	805	1455	339	22	171	.424	77
2009	.264	5568	773	1468	314	28	161	.417	84
2010	.248	5487	646	1362	290	20	128	.378	91
2011	.250	5509	704	1380	290	26	154	.396	89
2012	.251	5525	667	1385	266	24	136	.381	110
2013	.255	5465	745	1391	290	23	171	.410	117
2014	.253	5575	669	1411	284	23	142	.389	104
2015	.256	5439	669	1395	303	29	141	.401	86
2016	.262	5484	777	1435	308	29	185	.430	@134
2017	.263	5511	818	1449	333	29	212	.449	88
2018	.259	5595	818	1448	298	19	216	.435	@135

* Team Record, @ Led League

TEAM HOME RUN RECORDS

Most Grand Slam Homers (14) — 2006 (Tied MLB record)
 Most Pinch-Hit Homers (9) — 1965 and 1970
 Most Homers in a Game (8) — at Milwaukee (April 25, 1997), at Seattle (July 16, 2004)
 Consecutive Game Home Run Streak (19) — 2000 (May 7-28)
 Most Homers in Consecutive Games (40 in 19 games) — 2000

INDIANS WHO HAVE HIT FOR THE CYCLE

Name	Date	Opponent
Bill Bradley	September 24, 1903	at Washington
Earl Averill	August 17, 1933	vs. Philadelphia
Odell Hale	July 12, 1938	at Washington
Larry Doby	June 4, 1952	at Boston
Tony Horton	July 2, 1970	at Baltimore
Andre Thornton	April 22, 1978	at Boston
Travis Hafner	August 14, 2003	at Minnesota
Rajai Davis	July 2, 2016	at Toronto

INDIANS WHO HAVE HIT HOMERS IN FIRST AT BAT OF THE SEASON

Charlie Jamieson, 1925 Julio Franco, 1988 Grady Sizemore, 2007

INDIANS WHO HAVE HIT HOMERS IN FIRST M.L. AT BAT

Earl Averill — April 16, 1929 vs. Detroit
 Jay Bell — September 29, 1986 at Minnesota
 Kevin Kouzmanoff — September 2, 2006 at Texas

INDIANS WHO HAVE HAD 8 OR MORE RBI IN ONE GAME

Chris James (9), on May 4, 1991	Pat Seerey (8), on July 13, 1945
Lonnie Chisenhall (9), on June 9, 2014	Bill Glynn (8), on July 5, 1954 (G1)
Earl Averill (8), on July 12, 1930	Manny Ramírez (8), on September 24, 1999
	Ben Broussard (8), on April 27, 2006 vs. Boston

TEAM BATTING LEADERS 1901-2018

	HOME RUNS	BATTING AVERAGE ¹	DOUBLES	TRIPLES
1901	Beck6	McCarthy.....321	Bradley28	Bradley13
1902	Bradley11	Hickman378	Bradley39	Bradley12
1903	Hickman12	Lajoie344*	Lajoie.....41	Bradley22
1904	Lajoie, Flick6	Lajoie376*	Lajoie.....49*	Flick17
1905	Turner, Flick.....4	Flick.....308*	Bradley34	Flick18*
1906	Congalton3	Lajoie.....355	Lajoie.....48*	Flick.....22*
1907	Flick3	Flick302	Lajoie.....30	Flick.....18*
1908	Hinchman6	Stovall.....292	Lajoie.....32	Hinchman8
1909	Hinchman, Stovall...2	Lajoie.....324	Lajoie.....33	Hinchman13
1910	Lajoie4	Lajoie384	Lajoie.....51*	Graney.....9
<hr/>				
1911	Jackson7	Jackson408	Jackson45	Jackson19
1912	Jackson3	Jackson395	Jackson44	Jackson26*
1913	Jackson7	Jackson373	Jackson39*	Jackson17
1914	Jackson3	Jackson338	Jackson22	Jackson13
1915	Roth4*	Jackson331	Smith23	Chapman.....17
1916	Graney5	Speaker.....386*	Graney, Speaker...41*	Graney.....14
1917	Graney, Smith.....3	Speaker.....352	Speaker.....42	Chapman.....13
1918	Wood5	Speaker318	Speaker.....33*	Roth.....12
1919	Smith9	Johnston.....305	Speaker.....38	Speaker.....12
1920	Smith12	Speaker.....388	Speaker.....50*	Speaker, Wambsgans, Gardner11
<hr/>				
1921	Smith16	Speaker.....362	Speaker.....52 *	Speaker, Gardner...14
1922	Speaker11	Speaker378	Speaker.....48 *	Jamieson.....11
1923	Speaker17	Speaker.....380	Speaker.....59 *	Jamieson.....12
1924	Speaker.....9	Jamieson.....359	Sewell.....(b)45*	Speaker9
1925	Speaker12	Speaker389	Burns41	Myatt9
1926	Speaker7	Burns358	Burns64 *	Speaker8
1927	Hodapp.....5	Burns319	Burns51	Fonseca, Summa...7
1928	Burns5	J. Sewell.....323	Lind.....42	L. Sewell.....9
1929	Averill.....18	Fonseca369 *	Fonseca44	Fonseca15
1930	Morgan26	Hodapp.....354	Hodapp.....51 *	Morgan11
<hr/>				
1931	Averill.....32	Morgan351	Vosmik, Averill.....36	Vosmik14
1932	Averill.....32	Cisell.....320	Porter42	Averill14
1933	Averill.....11	Averill.....301	Averill.....39	Averill.....16
1934	Trosky35	Vosmik341	Averill.....48	Trosky9
1935	Trosky26	Vosmik348	Vosmik47*	Vosmik20*
1936	Trosky42	Averill.....378	Hale50	Averill.....(c)15*
1937	Trosky32	Solters.....323	Lary46	Averill, Solters, Campbell11
1938	Keltner26	Heath343	Trosky.....40	Heath18*
1939	Trosky25	Trosky.....335	Keltner.....35	Campbell13
1940	Trosky25	Weatherly303	Boudreau.....46	Weatherly11

¹ Batting Averages are based on 400 plate appearances.

* Led American League, (a) Hit 7 to lead league (3 with Chicago), (b) Tied with Heilman of Detroit,

(c) Tied with DiMaggio and Rolfe of New York

TEAM BATTING LEADERS, 1901-2018 (continued)

	HOME RUNS	BATTING AVERAGE ¹	DOUBLES	TRIPLES
1941	Heath.....24	Heath......340	Boudreau.....45*	Heath.....20*
1942	Fleming.....14	Fleming......292	Heath.....37	Heath.....13
1943	Heath.....18	Cullenbine......289	Hockett.....33	Boudreau.....7
1944	Cullenbine.....16	Boudreau......327*	Boudreau.....45*	Keltner.....9
1945	Heath.....15	Meyer......292	Meyer.....29	Meyer.....8
1946	Seerey.....26	Edwards......301	Edwards.....33	Edwards.....16*
1947	Gordon.....29	Mitchell......316	Boudreau.....45*	Mitchell.....10
1948	Gordon.....32	Boudreau......355	Boudreau.....34	Doby.....9
1949	Doby.....24	Mitchell......317	Vernon.....27	Mitchell.....23*
1950	Rosen.....37*	Doby......326	Mitchell, Kennedy.....27	Boone.....6
<hr/>				
1951	Easter.....27	Avila......304	Rosen.....30	Mitchell.....7
1952	Doby.....32*	Mitchell......323	Rosen.....32	Avila.....11*
1953	Rosen.....43*	Rosen......336	Rosen.....27	Rosen, Doby.....5
1954	Doby.....32*	Avila......341*	Smith.....29	Hegan.....7
1955	Doby.....26	Smith......306	Smith.....27	Doby, Strickland.....5
1956	Wertz.....32	Smith......274	Smith.....26	Smith.....5
1957	Wertz.....28	Woodling......321	Colavito.....26	Smith, Maris.....5
1958	Colavito.....41	Colavito......303	Colavito.....26	Power.....6
1959	Colavito.....42(e)	Francona......363	Minoso.....32	Power.....6
1960	Held.....21	Kuenn......308	Francona.....36*	Piersall.....4
<hr/>				
1961	Kirkland.....27	Piersall......322	Power.....34	Francona.....8
1962	Romano.....25	Francona......272	Francona.....28	Cline, Francona.....5
1963	Alvis.....22	Alvis......274	Alvis.....32	Alvis.....7
1964	Wagner.....31	Chance......279	Davalillo.....26	Howser.....4
1965	Wagner.....28	Davalillo......301	Colavito.....25	Hinton.....6
1966	Colavito.....30	Wagner......279	Alvis.....22	Davalillo.....4
1967	Alvis.....21	Davalillo......287	Alvis.....23	Azcue, Davalillo.....5
1968	Horton.....14	Maye......281	Horton.....29	Cardenal.....7
1969	Harrelson, Horton....27	Horton......278	Cardenal.....26	Harrelson, Horton....4
1970	Nettles.....26	Fosse......307	Pinson.....28	Pinson.....6
<hr/>				
1971	Nettles.....28	Uhlaender......288	Pinson.....23	Pinson, Chambliss....4
1972	Nettles.....17	Chambliss......292	Nettles.....28	McCraw.....5
1973	Spikes.....23	Chambliss......273	Chambliss.....30	Bell.....7
1974	Spikes.....22	Gamble......291	Spikes, Ellis, Hendrick.....23	Ellis.....6
1975	Powell.....27	Carty......308	Duffy.....22	Manning.....5
1976	Hendrick.....25	Carty......310	Carty.....34	Manning, Blanks....7
1977	Thornton.....28	Bochte......304	Bell, Carty, Norris...23	Kuiper.....8
1978	Thornton.....33	Kuiper......283	Bell, Manning.....27	Bell.....8
1979	Thornton.....26	Harrah......279	Thornton.....31	Norris.....6
1980	Charboneau.....23	Dilone......341	Dilone.....30	Dilone.....9
<hr/>				
1981	Diaz.....7	Hargrove......317	Hargrove.....21	Dilone.....5
1982	Thornton.....32	Harrah......304	Harrah.....29	Harrah, Milbourne, Perconte..4
1983	Thornton, Thomas....17	Tabler......291	Thornton.....27	Franco.....8
1984	Thornton.....33	Vukovich......304	Thornton.....26	Butler.....9
1985	Thornton.....22	Butler......311	Franco.....33	Butler.....14
1986	Carter.....29	Tabler......326	Carter.....36	Butler.....14*
1987	Snyder.....33	Franco......319	Tabler.....34	Butler.....8

¹Batting Averages are based on 400 plate appearances.

* Led American League, (e) Tied with Killebrew of Washington

	HOME RUNS	BATTING AVERAGE ¹	DOUBLES	TRIPLES
1988	Carter.....27	Franco.....303	Carter.....36	Carter, Franco.....6
1989	Carter.....35	Browne.....299	Carter.....32	Jacoby.....5
1990	Maldonado.....22	James, C.....299	James, Maldonado.....32	Webster.....6
1991	Belle.....28	Cole.....295	Belle.....31	Whiten.....4
1992	Belle.....34	Baerga.....312	Baerga.....32	Lofton.....8
1993	Belle.....38	Lofton.....325	Belle.....36	Lofton.....8
1994	Belle.....36	Belle.....357	Belle.....35	Lofton.....9
1995	Belle.....50*	Murray.....323	Belle.....52(j)	Lofton.....13*
1996	Belle.....48	Franco.....322	M. Ramírez.....45	Thome.....5
1997	Thome.....40	Justice.....329	M. Ramírez.....40	Grissom, Vizquel.....6
1998	M. Ramírez.....45	M. Ramírez.....294	Justice.....39	Lofton, Vizquel.....6
1999	M. Ramírez.....44	M. Ramírez, Vizquel.....333	R. Alomar.....40	Sexson.....7
2000	M. Ramírez.....38	Ramirez.....351	R. Alomar.....40	Lofton.....5
2001	Thome.....49	R. Alomar.....336	Gonzalez, Diaz, Alomar.....34	R. Alomar.....12
2002	Thome.....52	Thome.....304	Vizquel.....31	Vizquel.....5
2003	Gerut.....22	Bradley.....321	Blake.....35	Crisp.....6
2004	Blake, Hafner.....28	Hafner.....311	Belliard.....48	Gerut, Broussard.....5
2005	Hafner.....33	V. Martínez.....305	Crisp, Hafner.....42	Sizemore.....11
2006	Hafner.....42	V. Martínez.....316	Sizemore.....53*	Sizemore.....11
2007	V. Martínez.....25	V. Martínez.....301	V. Martínez.....40	Sizemore.....5
2008	Sizemore.....33	Peralta.....276	Peralta.....42	Sizemore.....5
2009	Choo.....20	Cabrera.....308	Cabrera.....42	Choo, Sizemore.....6
2010	Choo.....22	Choo.....300	Choo.....31	3 players.....3
2011	Santana.....27	A. Cabrera.....273	Santana.....35	Brantley.....4
2012	Santana.....18	Brantley.....288	Choo.....43	Brantley/Kipnis.....4
2013	Swisher.....22	Brantley.....284	Santana.....39	Bourn.....6
2014	Santana.....27	Brantley.....327	Brantley.....45	Bourn.....10(k)
2015	Santana.....19	Brantley.....310	Brantley.....45*	Kipnis.....7
2016	Santana, Napoli.....34	J. Ramírez.....312	J. Ramírez.....46	Chisenhall/Naquin.....5
2017	Encarnacion.....38	J. Ramírez.....318	J. Ramírez.....53*	J. Ramírez.....6
2018	J. Ramírez.....39	Brantley.....309	Lindor.....42	J. Ramírez.....4

	HITS	RUNS	RUNS BATTED IN	STOLEN BASES
1901	Pickering.....169	Pickering.....102	Beck.....79	Pickering.....36
1902	Bradley.....187	Bradley.....104	Hickman.....94	Bay, Pickering.....22
1903	Bay.....169	Bradley.....101	Hickman.....97	Bay.....45*
1904	Lajoie.....208*	Flick.....97	Lajoie.....102*	Bay, Flick.....38*
1905	Bay.....166	Bay.....90	Flick.....64	Bay.....36
1906	Lajoie.....214*	Flick.....98*	Lajoie.....91	Flick.....39(h)
1907	Flick.....166	lick.....78	Lajoie.....63	Flick.....41
1908	Lajoie.....168	Lajoie.....77	Lajoie.....74	J. Clarke.....37
1909	Lajoie.....152	Stovall.....60	Hinchman.....53	Stovall.....25
1910	Lajoie.....227*	Lajoie.....94	Lajoie.....76	Turner.....31
1911	Jackson.....233	Jackson.....126	Jackson.....83	Jackson.....41
1912	Jackson.....226	Jackson.....121	Jackson, Lajoie.....90	Jackson.....35
1913	Jackson.....197*	Jackson.....109	Jackson.....71	Chapman.....29
1914	Jackson.....153	Graney.....63	Jackson.....53	Chapman.....24
1915	Chapman.....154	Chapman.....101	Chapman, Smith.....67	Chapman.....36
1916	Speaker.....211*	Graney.....106	Speaker.....79	Speaker.....35
1917	Speaker.....184	Chapman.....98	Roth.....72	Chapman.....52
1918	Speaker.....150	Chapman.....84*	Wood.....66	Roth.....35
1919	Gardner.....157	Speaker.....83	Gardner.....79	Johnston.....21
1920	Speaker.....214	Speaker.....137	Gardner.....118	Johnston, Chapman.....13

¹ Batting Averages are based on 400 plate appearances.

* Led American League, (h) Tied with Anderson of Washington, (j) Tied with E. Martinez of Seattle (k) Tied with Eaton of CWS

TEAM BATTING LEADERS, 1901-2018 (continued)

	HITS	RUNS	RUNS BATTED IN	STOLEN BASES
1921	Gardner187	Speaker107	Gardner120	Wambsganss13
1922	Jamieson183	Wambsganss89	Wood92	Wambsganss17
1923	Jamieson222*	Speaker133	Speaker130	Jamieson19
1924	Jamieson213	Sewell99	Sewell106	Jamieson21
1925	Sewell204	Jamieson109	Sewell98	Burns16
1926	Burns216(g)	Spurgeon101	Burns114	J. Sewell17
1927	Sewell180	Burns84	Sewell92	Burns13
1928	Lind191	Lind102	Hodapp73	Lind8
1929	Fonseca209	Averill110	Fonseca103	Fonseca19
1930	Hodapp225*	Morgan122	Morgan136	Averill10
1931	Averill209	Boudreau95	Averill143	Kamm13
1932	Averill198	Averill116	Averill124	Cissell18
1933	Averill180	Averill83	Averill92	Cissell, Kamm6
1934	Trosky206	Averill128	Trosky142	Pytlak11
1935	Vosmik216*	Averill109	Trosky113	Hale15
1936	Averill232*	Averill136	Trosky162*	Hughes20
1937	Solters190	Averill121	Trosky128	Lary18
1938	Trosky185	Trosky106	Keltner113	Lary23
1939	Keltner191	Chapman101	Trosky104	Chapman18
1940	Boudreau185	Boudreau97	Boudreau101	Chapman13
1941	Heath199	Boudreau95	Heath123	Heath18
1942	Keltner179	Hockett85	Fleming82	Hockett12
1943	Hockett166	Hockett70	Heath79	Hockett13
1944	Boudreau191	Cullenbine98	Keltner91	Boudreau11
1945	Meyer153	Rocco81	Heath61	Mackiewicz5
1946	Boudreau151	Edwards62	Seerey, Boudreau62	Case28*
1947	Boudreau165	Gordon89	Gordon93	Gordon7
1948	Mitchell204	Boudreau116	Gordon124	Mitchell13
1949	Mitchell203*	Doby106	Doby85	Mitchell, Mitchell10
1950	Doby164	Doby110	Rosen116	Doby8
1951	Avila165	Doby84	Easter103	Avila14
1952	Avila179	Doby104*	Rosen105*	Avila12
1953	Rosen201	Rosen115*	Rosen145*	Avila10
1954	Avila189	Avila112	Doby126*	Avila9
1955	Smith186	Smith123*	Rosen81	Smith11
1956	Smith144	Smith87	Wertz106	Avila17
1957	Wertz145	Wertz84	Wertz105	Smith12
1958	Minoso168	Minoso94	Colavito113	Minoso14
1959	Minoso, Power172	Power102	Colavito111	Power9
1960	Power167	Francona84	Power84	Piersall18
1961	Francona178	Francona87	Kirkland95	Temple9
1962	Francona169	Francona82	Romano81	Kirkland9
1963	Alvis165	Alvis81	Alvis67	Alvis, Howser, Francona9
1964	Howser163	Howser101	Wagner100	Davalillo21
1965	Colavito170	Colavito92	Colavito108	Davalillo26
1966	Wagner153	Wagner70	Whitfield78	Salmon, Hinton10
1967	Alvis163	Alvis66	Alvis70*	Salmon10

* Led American League, (g) Tied with Rice of Washington

	HITS	RUNS	RUNS BATTED IN	STOLEN BASES
1968	Cardenal.....150	Cardenal.....78	Horton.....59	Cardenal.....40
1969	Horton.....174	Harrelson.....83	Horton.....93	Cardenal.....36
1970	Pinson.....164	Nettles.....81	Pinson.....82	Pinson.....7
1971	Nettles.....156	Nettles.....78	Nettles.....86	Pinson.....25
1972	Nettles.....141	Nettles.....65	Nettles.....70	McCraw.....12
1973	Bell.....169	Bell.....86	Spikes.....73	Williams.....9
1974	Spikes.....154	Gamble.....74	Spikes.....80	Lowenstein.....36
1975	Bell.....150	Hendrick.....82	Hendrick, Powell.....86	Manning, Kuiper.....19
1976	Carty.....171	Bell.....75	Carty.....83	Manning.....16
1977	Kuiper.....169	Thornton.....77	Carty.....80	Norris.....26
1978	Bell.....157	Thornton.....97	Thornton.....105	Norris, Manning, Dade.....12
1979	Bonds.....148	Harrah.....99	Thornton.....93	Bonds.....34
1980	Dilone.....180	Harrah.....100	Charboneau.....87	Dilone.....61
1981	Harrah.....105	Harrah.....64	Hargrove.....49	Dilone.....29
1982	Harrah.....183	Harrah.....100	Thornton.....116	Dilone.....33
1983	Franco.....153	Harrah.....81	Franco.....80	Franco.....32
1984	Franco.....188	Butler.....108	Thornton.....99	Butler.....52
1985	Butler.....184	Butler.....106	Franco.....90	Butler.....47
1986	Carter.....200	Carter.....108	Carter.....121*	Butler.....32
1987	Tabler.....170	Butler.....91	Carter.....106	Butler.....33
1988	Franco.....186	Franco.....88	Carter.....98	Carter.....27
1989	Browne.....179	Carter.....84	Carter.....105	Browne.....14
1990	Jacoby.....162	Browne.....92	Maldonado.....95	Cole.....40
1991	Baerga.....171	Baerga.....80	Belle.....95	Cole.....27
1992	Baerga.....205	Lofton.....96	Belle.....112	Lofton.....66*
1993	Baerga.....200	Lofton.....116	Belle.....129*	Lofton.....70*
1994	Lofton.....160*	Lofton.....105	Belle.....101	Lofton.....60*
1995	Baerga.....175	Belle.....121 ^(f)	Belle.....126 ^(j)	Lofton.....54*
1996	Lofton.....210	Lofton.....132	Belle.....148*	Lofton.....75*
1997	Ramirez.....184	Thome.....104	Williams.....105	Vizquel.....43
1998	Lofton.....169	M. Ramirez.....108	M. Ramirez.....145	Lofton.....54
1999	Vizquel.....191	R. Alomar.....138*	M. Ramirez.....165*	Vizquel.....42
2000	R. Alomar.....189	R. Alomar.....111	M. Ramirez.....122	R. Alomar.....39
2001	R. Alomar.....193	R. Alomar.....113	Gonzalez.....140	R. Alomar.....30
2002	Vizquel.....160	Thome.....101	Thome.....118	Vizquel.....18
2003	Blake.....143	Blake.....80	Gerut.....75	Bradley.....17
2004	Belliard.....169	Lawton.....109	Hafner.....109	Lawton.....23
2005	Sizemore.....185	Sizemore.....111	Hafner.....108	Sizemore.....22
2006	Sizemore.....190	Sizemore.....134*	Hafner.....117	Sizemore.....22
2007	Sizemore.....174	Sizemore.....118	Martinez.....114	Sizemore.....33
2008	Sizemore.....170	Peralta.....104	Sizemore, Garko.....90	Sizemore.....38
2009	Choo.....175	Choo.....87	Choo.....86	Choo.....21
2010	Choo.....165	Choo.....81	Choo.....90	Choo.....22
2011	A. Cabrera.....165	A. Cabrera.....87	A. Cabrera.....92	A. Cabrera.....17
2012	Choo.....169	Choo.....88	Kipnis/Santana.....76	Kipnis.....31
2013	Kipnis.....160	Kipnis.....86	Kipnis.....84	Kipnis.....30
2014	Brantley.....200	Brantley.....94	Brantley.....97	Brantley.....23
2015	Kipnis.....171	Kipnis.....86	Santana.....85	Brantley.....15
2016	Lindor.....182	Lindor.....99	Napoli.....101	Davis.....43*
2017	J. Ramirez.....186	J. Ramirez.....107	Encarnacion.....107	Zimmer.....18
2018	Lindor.....183	Lindor.....129 ^(j)	Encarnacion.....107	J. Ramirez.....34

* Led American League, (f) Tied with E. Martinez of Seattle, (j) Tied with Vaughn of Boston, (j) Tied with Betts of Boston

CLUB BATTING/SEASON

Highest batting average.....	308, 1921 (154 games)	Most HBP	103, 2008 (162 games)
Lowest batting average.....	.234, 1968 (162 games) .234, 1972 (156 games)	Most bases on balls	743, 1999 (162 games)
Highest slugging pct.484, 1994 (113 games)	Most strikeouts.....	1283, 2013 (162 games)
Lowest slugging pct.308, 1910 (161 games)	Fewest strikeouts	331, 1922 (155 games) 331, 1926 (154 games)
Most games.....	164, 1964	Most stolen bases	210, 1917 (156 games)
Most at-bats	5702, 1986 (163 games)	Fewest stolen bases	19, 1945 (154 games)
Fewest at-bats.....	4773, 1903 (149 games)	Most caught stealing.....	92, 1920 (154 games)
Most runs	1009, 1999 (162 games)	Most grounded into double play	165, 1980 (160 games)
Fewest runs.....	472, 1972 (156 games)	Fewest grounded into double play.....	94, 1941 (155 games)
Most hits	1715, 1936 (157 games)	Most left on base.....	1260, 2000 (162 games)
Fewest hits	1210, 1915 (154 games)	Fewest left on base	995, 1959 (154 games)
Most singles	1218, 1925 (155 games)	Most times shutout.....	24, 1914 (153 games)
Most doubles.....	358, 1930 (154 games)	Most .300 hitters	9, 1921
Fewest doubles	156, 1966 (162 games)	Most players w/30SB	3,1987 (162 games) 3,1904 (154 games) 3,1917 (154 games)
Most triples.....	95, 1920 (154 games)	Most games held to one hit (or fewer)	4, 1915
Fewest triples.....	18, 1972 (156 games)	Most games held hitless	2, 1910
Most extra-base hits	576, 1996 (161 games)	Most players, 10 HR.....	10, 2009 & 2013 (162 games)
Most total bases.....	2700, 1996 (161 games)	Most players, 20 HR	6, 2001 (162 games)
Most RBI960, 1999 (162 games)	Most players, 100 RBI.....	4, 1999 (162 games)
Fewest RBI.....	440, 1972 (156 games)	Most players, 70 RBI.....	7, 2004 (162 games)
Most sacrifices	262, 1917 (156 games)	Most players, 50 RBI.....	9, 2005, 2004, 2001, and 1923
Most sacrifice hits	195, 1906 (157 games)	Most players, 250 total bases.....	5, 2005 & 2016
Most sacrifice flies	74, 1980 (160 games)		

500 CONSECUTIVE GAMES

Two players have appeared in more than 500 consecutive games in Tribe history. Joe Sewell holds the club record with 1,103 consecutive games played between Sept. 13, 1922 and April 30, 1930. Beginning in 1931, Earl Averill played in 673 consecutive games.

(Source: **Baseball's 'Iron Men'** by Jerry Sulecki in *Baseball Research Journal* #26, **The Cleveland Indians Encyclopedia**, and **The Biographical Encyclopedia of Baseball**)

CLUB BATTING/GAME, INNING, DH

Most hits, game, 9 inning

29, vs. St. Louis, August 12, 1948 (game 2)

Most hits, game, extra innings*

33, vs. Philadelphia, July 10, 1932 (18 innings)

Most hits, inning

13, at New York (AL), April 18, 2009

Most extra base hits, inning

8, at New York (AL), April 18, 2009

Most hits, pinch-hitter*

4, vs. Chicago, April 22, 1930

4, vs. Boston, September 21, 1967

Most hits, shutout loss

14, vs. Washington, July 10, 1928 lost 9-0,
18 total bases

Fewest hits, extra-inning game*

1, vs. Chicago, September 6, 1903

Most players five or more hits, 9.0 innings

2, vs. New York-AL, July 29, 1928,
May 14, 2014 at Toronto

Most players five or more hits, extra innings

3, vs. Philadelphia, July 10, 1932 (18 innings)

Most plate appearances, inning

17, 2x, last at New York (AL), April 18, 2009

Most players one or more hits, game, 9 innings

14, vs. St. Louis, August 12, 1948

Fewest at bats, game, 9 innings*

23, at Chicago (AL), May 9, 1961

Most runs, inning

14, 2x, at New York (AL), April 18, 2009 (2nd
inning) and vs. Philadelphia, June 18, 1950 (1st
inning)

Most runs, inning by opponent

13, at Philadelphia, June 15, 1925 (8th inning)

Most runs, inning with two out*

13, vs. Boston, July 7, 1923

Most consecutive unanswered runs

35, August 28 to September 1, 2004

Most runs, game

27, vs. Boston, July 7, 1923 (game 1)

* American League Record

Most runs, combined, extra inning game

35, vs. Philadelphia, July 10, 1932 (18 innings)

Most runs, start of game, none out

8, 2x, vs. Kansas City, May 9, 1995 and
vs. Baltimore, July 6, 1954

Most runs, shutout game

22, at New York, August 31, 2004

Most runs, shutout game by opponent

21, at Detroit, September 15, 1901

Most runs, game, both clubs, 9 innings

35, at St. Louis, April 14, 1925, Cleveland 21, St.
Louis 14,

Most runs, doubleheader shutout

23, vs. Boston, June 23, 1931

Most runs, season opener*

21, vs. St. Louis, April 14, 1925

Most at-bats, game, 9 innings

55, at St. Louis, August 12, 1948 (game 2)

Most at-bats, game, extra innings

83, vs. Philadelphia, July 10, 1932

Most players, two or more runs in one inning

5, 2x, at New York (AL), April 18, 2009 and
vs. Philadelphia, June 18, 1950

Runs scored in all 9 innings*

vs. Boston, July 7, 1923, G1 (Did not bat in 9th)

Longest 1-0 game won

15 innings, vs. Baltimore, May 14, 1961

Longest 1-0 game lost

17 innings, at Chicago (AL), September 13, 1967

Most singles, game

24, vs. New York, July 29, 1928

Most extra base hits, game*

15, at Minnesota, July 13, 1996

Most doubles, game*

12, vs. Minnesota, July 13, 1996

Most triples, game

6, June 3, 1916 vs. Boston

Most triples, inning
3, many, last June 24, 2016 at Detroit (4th inn.)

Most triples with bases filled, game
2, vs. New York, July 27, 1978

Most total bases, game
50, 2x, at New York (AL), April 18, 2009 and at Seattle, July 16, 2004

Most bases on balls, game
18, vs. Boston, May 20, 1948

Most bases on balls, doubleheader
23, vs. Philadelphia, June 18, 1950

Most bases on balls, inning
7, vs. Philadelphia, June 18, 1950

Most bases on balls, bases loaded, game
5, at Boston, August 17, 1930 & June 6, 1949 vs. PHI

Most bases on balls, bases loaded, inning
4, many times, last vs. Cincinnati, May 17, 2016

Most strikeouts, game, 9 innings
17, 3x, last Sept 16, 2013 at Kansas City

Most strikeouts, game, extra innings
21, at Seattle, September 28, 1986

Most successive strikeouts
7, vs. Kansas City, August 29, 2010

Longest game without a strikeout
16 innings, vs. New York, June 7, 1936

Most stolen bases, game
8, four times, last vs. LA Angels, August 12, 2016

Most steals, opponent, game
9, at Washington, August 18, 1910

Most caught stealing, game
6, at Washington, July 10, 1920 (game 2)

Most caught stealing, game, opponent
4, five times, last April 24, 1976 vs Oakland

Most sacrifice hits, game
7, 2x, at New York-AL, July 10, 1914 (game 1)

Most sacrifice hits, inning
3, 2x, last vs. Chicago, June 8, 1980 (6th inn)

Most grounded into double play, game
6, 2x, at Chicago, August 7, 2009 and vs. New York, April 29, 1975

Most sacrifice flies, game
4, 6x, last vs. Anaheim, July 28, 1997

Fewest hits DH
2, vs. Boston, April 12, 1992
(0 hits first game, 8 innings, won 2-1; 2 hits second game, lost 0-3)

Most hit by pitcher, game
4, many times, last August 17, 2017 at Minnesota(day)

Most intentional walks, game, 9 innings
4, many times, last on August 20, 1993 at Boston

Most intentional walks, extra inning game
5, many times, last vs. Boston, May 17, 1980

Most LOB game, 9 innings
18, at Kansas City, May 1, 1985

Most LOB game, extra innings
24, vs. Philadelphia, July 10, 1932

Most LOB game, shutout game, 9 innings
14, at Washington, July 10, 1928 (G2) and vs. Chicago, July 9, 1931

Most LOB game, shutout game, extra innings
16, vs. Kansas City on September 15, 1966

Most consecutive games, 10 or more hits
18, 1925 (ties Major League Record)

Most consecutive games, scoring first run
16, July 2013

BIG INNINGS

The five highest scoring innings in Indians history are:
14 runs on April 18, 2009 at New York Yankees, second inning
14 runs on June 18, 1950 vs. Philadelphia As, first inning
13 runs on July 7, 1923 vs. Boston, sixth inning
13 runs on April 10, 1977 at Boston, eighth inning
12 runs on September 10, 1999 at Chicago, sixth inning

INDIVIDUAL LIFETIME BATTING RECORDS

Highest batting average.....	375	Joe Jackson	Most grounded into double play.....	165	Julio Franco
Highest slugging pct.	592	Manny Ramirez	Most home runs	337	Jim Thome
Highest on-base pct.	444	Tris Speaker	Most grand slam home runs .	13	Manny Ramirez
Most seasons.....	15	Terry Turner	Most extra base hits.....	724	Earl Averill
Most games.....	1619	Terry Turner	Most total base.....	3200	Earl Averill
Most consecutive games.....	1103	Joe Sewell	Most RBI	1084	Earl Averill
Most at bats.....	6034	Nap Lajoie	Most bases on balls	1008	Jim Thome
Most runs	1154	Earl Averill	Most IBB.....	87	Jim Thome
Most hits.....	2052	Nap Lajoie	Most strikeouts.....	1400	Jim Thome
Most singles	1516	Nap Lajoie	Most stolen bases.....	452	Kenny Lofton
Most doubles.....	486	Tris Speaker	Most caught stealing.....	110	Charlie Jamieson
Most triples.....	121	Earl Averill	Most pinch hits	41	Dale Mitchell
Most sac flies	62	Omar Vizquel	Most hit by pitch	85	Travis Hafner
Most sac hits	334	Ray Chapman			

ALL-TIME ROOKIE RECORDS

INDIVIDUAL SEASON BATTING

Record		Player	Year
Highest batting average	408	Joe Jackson.....	1911
Most hits.....	233	Joe Jackson.....	1911
Most doubles.....	45	Hal Trosky/Joe Jackson	1934/1911
Most triples.....	19	Joe Jackson.....	1911
Most homers (LH)	35	Hal Trosky.....	1934
Most homers (RH).....	37	Al Rosen	1950
Most total bases.....	374	Hal Trosky.....	1934*
Most runs	126	Joe Jackson.....	1911
Most runs batted in	142	Hal Trosky.....	1934
Most at-bats (LH)	625	Hal Trosky.....	1934
Most at-bats (RH).....	650	Carl Lind	1928
Most bases on balls (LH)	106	Les Fleming	1942
Most bases on balls (RH)	100	Al Rosen	1950
Most strikeouts (LH).....	101	Bob Chance.....	1964
Most strikeouts (RH)	123	Cory Snyder.....	1986
Most stolen bases.....	66	Kenny Lofton	1992*

* Led American League

SEEING DOUBLES

No teammates have combined for more doubles in a season than George Burns (64) and Tris Speaker (52) in 1926. (Source: **The Great Book of Baseball Knowledge** by David Nemeec, 1999)

INDIVIDUAL BATTING/SEASON

Highest batting avg. (season)	408	Most runs, switch hitter	138
Joe Jackson.....	1911	Robbie Alomar.....	1999 ^(c)
Highest slugging pct.714	Most bases on balls (LH)	127
Albert Belle.....	1994	Jim Thome.....	1999
Highest on-base pct.483	Most intentional walks	18
Tris Speaker.....	1920	Andre Thornton 1982; Jim Thome 2002	
Most games	163	Most bases on balls (RH)	109
Leon Wagner.....	1964	Andre Thornton.....	1982
Most at bats (LH)	662	Most bases on balls (SH)	113
Kenny Lofton.....	1996	Carlos Santana.....	2014
Most at bats (RH)	663	Most strikeouts (LH)	185
Joe Carter.....	1986	Jim Thome.....	2001
Most at-bats, switch hitter	661	Most strikeouts (RH)	194
Francisco Lindor.....	2018	Mike Napoli.....	2016
Most hits	233	Fewest strikeouts	4
Joe Jackson.....	1911	Joe Sewell.....	1925, 1929 ^(c)
Most 200 hit seasons	3	Most sacrifice hits (including sacrifice flies)	67
Tris Speaker.....	1916, 1920, 1923	Ray Chapman.....	1917 ^(b)
Nap Lajoie.....	1904, 1906, 1910	Most sacrifice hits (no sacrifice flies)	46
Most hits and walks	311	Bill Bradley.....	1907
Tris Speaker.....	1920, 1923	Most sacrifice flies	16
Most hits home (since 1918)	135	Juan Gonzalez.....	2001
Earl Averill.....	1936	Most hit by pitch	20
Most hits road (since 1918)	119	Ryan Garko.....	2007
Lou Boudreau.....	1948	Most stolen bases	75
Most singles	172	Kenny Lofton.....	1996
Charley Jamieson.....	1923	Most caught stealing	27
Most doubles	64	Tris Speaker.....	1916
George Burns.....	1926	Most grounded into double play	28
Most doubles, switch hitter	56	Julio Franco.....	1986
José Ramirez.....	2017	Fewest grounded into double play	2
Most triples	26	Al Smith 1954, Dale Mitchell 1947, Grady Sizemore	
Joe Jackson.....	1912 ^(a)	2006, Michael Bourn 2013	
Most extra-base hits	103	Most consecutive games batted safely	31
Albert Belle.....	1995	Nap Lajoie.....	1906
Most extra-base hits, switch hitter	91	Most consecutive games, one or more RBI	11
José Ramirez.....	2017	Odell Hale (13), 1935; Larry Gardner (24), 1920	
Fewest extra base hits	10	Most pinch-hits	19
Felix Fermin.....	1989 ^(a)	Bob Hale.....	1960
Most total bases	405	Most consecutive pinch-hits	5
Hal Trosky.....	1936	Jerry Browne 1991; Bob Hale 1960	
Fewest RBI, season (502 PA min.)	21	Most consecutive games, no strikeouts	115
Felix Fermin.....	1989	Joe Sewell.....	May 17- Sept 19, 1929 ^(a)
Josh Clarke.....	1908	Twenty or more doubles, triples, home runs	
Most RBI (LH)	162	Jeff Heath.....	1941 ^(a)
Hal Trosky.....	1936	Fifty doubles, ten triples, 25 home runs	
Most RBI (RH)	165	Grady Sizemore.....	2006
Manny Ramirez.....	1999	Most five-hit games, season	
Most RBI (switch-hitter)	120	Joe Carter (3).....	1986
Roberto Alomar.....	1999	Tris Speaker (3).....	1923
Most runs	140	Most games, four extra base hits, season	2 G
Earl Averill.....	1931	George Burns (1924), Lou Fonseca (1929), Francisco	
		Lindor (2018) ^(a)	

(a) Ties American League Record, (b) Major League Record, (c) American League Record

INDIVIDUAL BATTING/GAME, INNING

Most at-bats 11 ^(a) Johnny Burnett, July 10, 1932; Ed Morgan, July 10, 1932	Most bases on balls, game 6 ^(a) Andre Thornton, May 2, 1984 (extra innings)
Most at-bats, doubleheader 29 ^(a) Ted Uhlaender, Sept. 14, 1971 (29.0IP)	Most walks, 9.0 IP game 5, many players last by Jim Norris, July 8, 1977
Most runs 5, many players last done by Michael Brantley, June 9, 2014	Most strikeouts, game 5 ^(a) Larry Doby, April 25, 1948; Rick Manning, May 15, 1977; Jim Thome, April 19, 2000
Most hits, 9.0 inning game 6 ^(b) last by Omar Vizquel, August 31, 2004 at New York	Most strikeouts, two consecutive games 8 ^(a) Pedro Ramos, August 19 and 23, 1963
Most hits, extra inning game 9 John Burnett, July 10, 1932	Most GDP, game 3, four players last on April 9, 2004 by Jody Gerut at Kansas City
Most hits, two consecutive games 11 John Burnett, July 9 (2) and July 10 (9), 1932	Most stolen bases, game 5 Alex Cole, May 3, 1992 and August 1, 1990; Kenny Lofton, September 3, 2000
Most consecutive hits 11 Tris Speaker, 1920	Most stolen bases of home, game 2 ^(b) Joe Jackson, August 11, 1912 Vic Power, August 14, 1958 (10IP, last MLB player)
Most one base hits, extra inning game 7 ^(b) John Burnett, July 10, 1932	Most sacrifice bunts, game 4 ^(a) Ray Chapman, August 31, 1919; Felix Fermin, August 22, 1989
Most one base hits, doubleheader 8 ^(a) Earl Averill, May 7, 1933	Most sacrifice flies, game 2 many players, last Edwin Encarnacion, July 6, 2018
Most doubles, game 4, three times ^(a) last done by Sandy Alomar, June 6, 1997	Two doubles, one inning Duane Kuiper, August 30, 1981
Most consecutive doubles, game 4 ^(a) Lou Boudreau, July 10, 1946; Vic Wertz, September 26, 1956; Sandy Alomar, June 6, 1997	Double/triple, one inning Jerry Browne, May 4, 1991 at Oakland
Most triples 3, five players ^(a) last done by Ben Chapman, July 3, 1939	Two home runs, one inning Carlos Baerga, April 8, 1993
Most triples with bases filled 2 ^(a) Duane Kuiper, July 27, 1978	Home run/double, one inning Josh Donaldson, September 28, 2018
Most total bases, game 16 ^(a) Rocky Colavito, June 10, 1959	Home run/triple, one inning Luis Rivas, September 26, 2007
Most extra base hits, game 5 ^(a) Lou Boudreau, July 14, 1946; (4 doubles and 1 home run) Kelly Shoppach, July 30, 2008; (3 doubles and 2 home runs) José Ramírez, Sept. 3, 2017; (3 doubles and 2 home runs)	Most total bases, inning 8 Carlos Baerga, April 8, 1993
Same game, two hits, one inning 2 ^(a) John Hodapp, July 24, 1928	Most extra base hits, inning 2, many players last by Josh Donaldson, September 28, 2018
Most consecutive extra base hits 7 ^(a) Elmer Smith, September 4 and 5, 1921 (two games) (3 doubles and 4 home runs)	Most RBI, inning 6 ^(a) Matt Williams, August 27, 1997
Most extra bases on long hits 12 ^(a) Rocky Colavito, June 10, 1959	Most bases on balls, inning 2, many times last by Michael Brantley, Sept. 15, 2018
Most RBI, game 9 Chris James, May 4, 1991 at Oakland Lonnie Chisenhall, June 9, 2014 at Texas	Most runs scored, consecutive games 18 ^(a) Kenny Lofton, August 15- September 3, 2000
Most RBI, doubleheader 11 Earl Averill, Sept. 17, 1930 (DH, tied AL record);	Most hit by a pitch, game 3 Austin Kearns, July 5, 2010 at Texas
Most RBI, two consecutive games 12 Hal Trosky, Sept. 15-16, 1936 Vic Wertz, Sept. 13-14, 1957	Most intentional walks, game 4 Jeff Heath, July 14, 1941 vs. Boston
	Most times reached base, via error 3 Luke Carlin, May 29, 2012; Walt Williams, Sept 11, 1973 Johnny Burnett, June 15, 1932 Luke Sewell, Sept. 5, 1931

(a) Ties American League Record

(b) Major League Record

(c) American League Record

ALL-TIME TEAM RECORDS-BATTING

INDIANS WHO LED AMERICAN LEAGUE IN BATTING

Player	Year	BA	Player	Year	BA
Nap Lajoie	1903	.344	Lew Fonseca	1929	.369
Nap Lajoie	1904	.376	Lou Boudreau	1944	.327
Elmer Flick	1905	.308	Bob Avila	1954	.341
Tris Speaker	1916	.386			

INDIANS WHO LED AMERICAN LEAGUE IN HITS

Player	Year	No.	Player	Year	No.
Charles Hickman	1902	193&	Charlie Jamieson	1923	222
Nap Lajoie	1904	208	George Burns	1926	216 *
Nap Lajoie	1906	214	John Hodapp	1930	225
Nap Lajoie	1910	227	Joe Vosmik	1935	216
Joe Jackson	1912	226**	Earl Averill	1936	232
Joe Jackson	1913	197	Dale Mitchell	1949	203
Tris Speaker	1916	211	Kenny Lofton	1994	160

*Tied with Sam Rice; **Tied with Ty Cobb

&Also played with Boston in 1902

INDIANS WHO LED AMERICAN LEAGUE IN ONE-BASE HITS

Player	Year	No.	Player	Year	No.
Nap Lajoie	1910	165	Dale Mitchell	1949	161
Tris Speaker	1916	160	Carlos Baerga	1992	152
Charlie Jamieson	1923	172	Kenny Lofton	1993	148
Charlie Jamieson	1924	168	Kenny Lofton	1994	107 *
Dale Mitchell	1948	162			

*Tied with Paul Molitor

INDIANS WHO LED AMERICAN LEAGUE IN TWO-BASE HITS

Player	Year	No.	Player	Year	No.
Nap Lajoie	1904	49	Joe Sewell	1924	45 *
Nap Lajoie	1906	48	George Burns	1926	64
Nap Lajoie	1910	51	John Hodapp	1930	51
Joe Jackson	1913	39	Joe Vosmik	1935	47
Jack Graney	1916	41	Lou Boudreau	1941	45
Tris Speaker	1916	41	Lou Boudreau	1944	45
Tris Speaker	1918	33	Lou Boudreau	1947	45
Tris Speaker	1920	50	Tito Francona	1960	36
Tris Speaker	1921	52	Albert Belle	1995	52#
Tris Speaker	1922	48	Grady Sizemore	2006	53
Tris Speaker	1923	59	Michael Brantley	2015	45
			José Ramírez	2017	56

*Tied with Harry Heilmann, #Tied with Edgar Martinez

INDIANS WHO LED AMERICAN LEAGUE IN THREE-BASE HITS

Player	Year	No.	Player	Year	No.
Elmer Flick	1905	18	Jeff Heath	1941	20
Elmer Flick	1906	22	Hank Edwards	1946	16
Elmer Flick	1907	18	Dale Mitchell	1949	23
Joe Jackson	1912	26	Bob Avila	1952	11
Joe Vosmik	1935	20	Vic Power	1958	10
Earl Averill	1936	15 *	Brett Butler	1986	14
Jeff Heath	1938	18	Kenny Lofton	1995	13
			Michael Bourn	2014	10#

*Tied with Joe DiMaggio and Red Rolfe

Tied with Eaton of Chicago-AL

INDIANS WHO LED THE AMERICAN LEAGUE IN ON-BASE %

Player	Year	No.	Player	Year	No.
Nap Lajoie	1904	.413	Tris Speaker	1922	.474
Joe Jackson	1911	.468	Tris Speaker	1925	.479
Tris Speaker	1916	.470	Larry Doby	1950	.442
			Mike Hargrove	1981	.424

INDIANS WHO LED AMERICAN LEAGUE IN TOTAL BASES

Player	Year	No.	Player	Year	No.
Nap Lajoie	1904	305	Al Rosen	1953	367
Nap Lajoie	1910	304	Rocky Colavito	1959	301
Joe Jackson	1912	331	Albert Belle	1994	294
Hal Trosky	1936	405	Albert Belle	1995	377
Al Rosen	1952	297			

INDIANS WHO LED AMERICAN LEAGUE IN SLUGGING PERCENTAGE

Player	Year	Pct.	Player	Year	Pct.
Nap Lajoie	1903	.518	Al Rosen	1953	.613
Nap Lajoie	1904	.552	Rocky Colavito	1958	.620
Elmer Flick	1905	.462	Albert Belle	1995	.690
Joe Jackson	1913	.551	Manny Ramirez	1999	.663
Tris Speaker	1916	.502	Manny Ramirez	2000	.697
Larry Doby	1952	.541	Jim Thome	2002	.677
			Travis Hafner	2006	.659

INDIANS WHO LED AMERICAN LEAGUE IN BASE ON BALLS

Player	Year	No.	Player	Year	No.
Jack Graney	1917	94	Jim Thome	1997	120
Ray Chapman	1918	84	Jim Thome	1999	127
Jack Graney	1919	105	Jim Thome	2002	122
Rocky Colavito	1965	93	Carlos Santana	2014	113

INDIANS WHO LED AMERICAN LEAGUE IN RUNS SCORED

Player	Year	No.	Player	Year	No.
Elmer Flick	1906	98	Al Smith	1955	123
Ray Chapman	1918	84	Albert Belle	1995	*121
Larry Doby	1952	104	Roberto Alomar	1999	138
Al Rosen	1953	115	Grady Sizemore	2006	134
			Francisco Lindor	2018	+129

*Tied with Edgar Martinez +Tied with Mookie Betts

INDIANS WHO LED AMERICAN LEAGUE IN STOLEN BASES

Player	Year	No.	Player	Year	No.
Harry Bay	1903	45	Kenny Lofton	1992	66
Harry Bay	1904	38	Kenny Lofton	1993	70
Elmer Flick	1904	38	Kenny Lofton	1994	60
Elmer Flick*	1906	39	Kenny Lofton	1995	54
George Case	1946	28	Kenny Lofton	1996	75
			Rajai Davis	2016	43

*Tied with John Anderson

INDIANS WHO LED THE AMERICAN LEAGUE IN RUNS BATTED IN

Player	Year	No.	Player	Year	No.
Nap Lajoie	1904	102	Rocky Colavito	1965	108
Tris Speaker	1923	130#	Joe Carter	1986	121
Hal Trosky	1936	162	Albert Belle	1993	129
Al Rosen	1952	105	Albert Belle	1995	*126
Al Rosen	1953	145	Albert Belle	1996	148
Larry Doby	1954	126	Manny Ramirez	1999	165

#Tied with Babe Ruth

*Tied with Mo Vaughn

INDIANS WHO HAD SIX HITS IN ONE GAME

Player	Date	Player	Date
Erwin Harvey (9)	April 25, 1902	Jim Fridley (9)	April 29, 1952
Frank Brower (9)	August 7, 1923	Jorge Orta (9)	June 15, 1980
George Burns (9)	June 19, 1924	Carlos Baerga #	April 11, 1992
John Burnett*#	July 10, 1932	Omar Vizquel (9)	August 31, 2004
Bruce Campbell (9)	July 2, 1936		

*Collected 9 hits in 11 times at bat in 18-inning game for M.L. record; # Extra inning game.

CLUB HOME RUNS

<p>Most, game8 at Milwaukee, April 25, 1997; at Seattle, July 16, 2004</p> <p>Most, game (home)7 vs. Philadelphia, April 30, 2013</p> <p>Most, game by opponents7 Milwaukee, April 29, 1980; Oakland, July 6, 1990; Texas, August 1, 2003</p> <p>Most, inning4 vs. Los Angeles, July 31, 1963; at Seattle, July 16, 2004 at Detroit, June 26, 2016</p> <p>Most, inning by opponent4 vs. Detroit, May 27, 1957; vs. Detroit, July 29, 1974; vs. Kansas City, June 29, 2001</p> <p>Most, individual players, game6 at Seattle, July 16, 2004 at New York-AL, April 18, 2009 vs. Philadelphia, April 30, 2013</p> <p>Three consecutive home runs11 last done at Seattle, July 16, 2004</p> <p>Most in succession, game4 vs. Los Angeles, July 31, 1963</p> <p>Most home runs, start of game2 vs. Detroit, June 19, 1971; at Kansas City, July 21, 2002 at Kansas City, May 23, 2007 vs. Chicago, September 22, 2011 vs. New York-AL, July 8, 2016 vs. Detroit, September 15, 2018</p> <p>Most home runs, start of season5 * at Texas, April 27, 1995</p> <p>Most shutout game, no other runs4 vs. New York, August 2, 1956</p> <p>4 home runs/4 runs scored, game 4x, last vs. New York, April 23, 1987</p> <p>Most grand slams, game2 at Minnesota, April 22, 1988; at Toronto, September 24, 1999 vs. LA Angels, July 25, 2017</p> <p>Most grand slams, game, opponent2 Minnesota, July 18, 1962; Detroit, June 24, 1968; Baltimore, August 14, 1998</p> <p>Most pinch-hit, game2 vs. Philadelphia, May 26, 1937; vs. Minnesota, August 15, 1965</p> <p>Most, season221 2000 (162 games)</p>	<p>Most allowed, season219 1987 (162 games)</p> <p>Most, month51 September 2005</p> <p>Most, month allowed43 3x, last, August 2003</p> <p>Most, season, home133 1970 (81 games)</p> <p>Most, season, road124 1997 (80 games)</p> <p>Most pinch-hit, season9 1965 (162 games); 1970 (162 games)</p> <p>Most by pitcher (1949)11</p> <p>Most lead-off homers, season9 2018 (162 games; all Francisco Lindor)</p> <p>Most grand slams, season,14 (c) 2006 (162 games)</p> <p>Most grand slams allowed, season,11 2008 (162 games)</p> <p>Most extra innings, season9, 1967</p> <p>Most consecutive games with HR19 May 7-28, 2000 (40 HR)</p> <p>Most consecutive games with HR, start of season14 March 31-April 17, 2002 (21 HR)</p> <p>Most home runs in consecutive games in which home runs were made31 (12 games), 1997</p> <p>Most consecutive games, two or more HR9 May 13-21, 1962</p> <p>Most players 30 home runs3 1997 (161 games), 1987 (162 games); 1996 (161 games), 1999 (162 games), 2018 (162 games)</p> <p>Most players 20 home runs6 2001 (162 games)</p> <p>Most players 10 home runs10 2009 and 2013 (162 games)</p> <p>Most players, three or more home runs in a game, season3 1987 (162 games)</p> <p>Most home runs, 4 consecutive games17 July 19-22, 1994</p> <p>Most players, two or more home runs in a game2 last on July 30, 2008 vs. Detroit (Shoppach, Francisco)</p>
---	---

TRIBE TRIOS WITH OVER 100 HOME RUNS

The Indians have eight seasons in which three players have combined for more than 100 home runs. In 1995, Albert Belle (50), Manny Ramirez (31), and Jim Thome (25) combined for 106 home runs. Paul Sorrento also hit 25 home runs in 1995. In 1996, Belle (48), Thome (38), and Ramirez (33) combined for 121 home runs. In 1997, Thome (40), David Justice (33), and Matt Williams (32) combined for 105 home runs. In 1998, Ramirez (45), Thome (30), and Travis Fryman (28) combined for 103 home runs. In 1999, Ramirez (44), Thome (33), and Richie Sexson (31) combined for 108 home runs. In 2001, Jim Thome (49), Juan Gonzalez (35), and Roberto Alomar (20) combined for 104. In 2002, Thome (52), Ellis Burks (32) and Karim Garcia (16) combined to hit 100, in 2017 Edwin Encarnacion (38), Francisco Lindor (33) and Jose Ramirez (29) did it. The same trio achieved the feat in 2018 as well: Lindor (38), Ramirez (39) and Encarnacion (32)

INDIVIDUAL HOME RUNS

Most, game4 ^(d) Rocky Colavito, June 10, 1959 (consecutive)	Most season, rookie 37 Al Rosen, 1950
Most, inning2 ^(d) Carlos Baerga, April 8, 1993 (one left, one right)	Most, home30 Hal Trosky, 1936; Jim Thome, 2001, 2002
Most, two games5 ^(d) Joe Carter, July 18 (2), July 19 (3), 1989; Albert Belle, Sept. 18 (2), Sept. 19 (3), 1995; Matt Williams, April 25 (3), April 26 (2), 1997; Manny Ramírez, Sept. 15 (3), Sept. 16 (2), 1998; Travis Hafner, July 19 (2), July 20 (3), 2004	Most, road26 Albert Belle, 1996
Most, three games6 ^(d) Manny Ramírez, Sept. 15 (3), Sept. 16 (2), Sept. 17 (1) 1998	Most, one month17 Albert Belle, September, 1995
Most, five games8 ^(c) Manny Ramírez, Sept. 15 (3), Sept. 16 (2), Sept. 17 (1), Sept. 19 (2), 1998	Most, two months31 Albert Belle, August-September, 1995
Most home runs, consecutive at bats4 ^(d) Manny Ramírez, Sept. 15-16, 1998, Willie Kirkland, July 9-13, 1961, Rocky Colavito, June 10, 1959	Most, lead-off7 Grady Sizemore, 2008
Most consecutive games with HR7 Jim Thome, June 25-July 3, 2002	Most grand slams, season6 ^(d) Travis Hafner, 2006
Most, three or more in a game, season2 Joe Carter, June 24, July 19, 1989	Most "walk-off" HR, season3 Tito Francona (1959), Cory Snyder (1987), Albert Belle (1996) and Jim Thome (2001)
Most, three or more in a game, career4 Joe Carter, 1989 (2), 1987, 1986	Most consecutive pinch-hit home runs2 Gary Alexander, July 5 & 6, 1980
Most, multi-home run games, season8 Manny Ramírez, 1998; Albert Belle, 1995	Most seasons, 20 or more9 Jim Thome, 1994-2002
Most, multi-home run games, career26 Jim Thome and Albert Belle	Most consecutive seasons, 20 or more9 Jim Thome, 1994-2002
Most, both sides of the plate, same game2 Tony Bernazard, July 1, 1986; Carlos Baerga, April 8, 1993; Eddie Murray April 21, 1994; Roberto Alomar, July 16, 2001; Victor Martínez, July 16, 2004; June 1, 2007; Carlos Santana, September 13, 2011; Nick Swisher, September 15, 2013 Carlos Santana, July 27, 2014 José Ramírez, June 17, July 2, Sept. 3, 2017 Carlos Santana, July 24, August 15, 2017 Francisco Lindor, May 3, 2018 vs. Toronto	Most seasons, 30 or more7 Jim Thome, 1996-2002
Most, both sides of plate, same inning2 Carlos Baerga, April 8, 1993	Most consecutive seasons, 30 or more7 Jim Thome, 1996-2002
Most grand slams, two consecutive games2 ^(d) Jim Busby, July 5 and 6, 1956	Home run in first plate appearance with Indians Earl Averill, April 16, 1929; Jay Bell, September 29, 1986 Kevin Kouzmanoff, September 2, 2006 George Kottaras, May 4, 2014
Most season (LH)52 Jim Thome, 2002	Home run in first two plate appearances with CLE George Kottaras, May 4, 2014
Most season (RH)50 Albert Belle, 1995	Most home runs, first 2 major league games2 Earl Averill, April 16 and 17, 1929; Manny Ramírez, September 23, 1993; Josh Bard, August 23 and 24, 2002; Kevin Kouzmanoff, September 2 and 3, 2006
Most season (switch hitter)39 José Ramírez, 2018	Most by two players, season86 Albert Belle (48) and Jim Thome (38), 1996
	Doubleheader, hitting HR in each game4 Earl Averill, Sept. 17, 1930
	Longest game ended by HR19 innings three times, last Carlos Santana, July 1, 2016 at Toronto
	Most homers, extra innings2 ^(c) Willie Kirkland (11th/19th),June 14, 1963,
	Most pinch hit HRs3 David Murphy 2015, Jason Giambi 2013, Ron Kittle 1987; Ted Uhlaender 1970; Fred Whitfield 1966; Gene Green 1962
	Most pinch hit grand slams, season2 Ben Broussard, 2004
	Most consecutive games, start of the season3 Grady Sizemore, 2007

(c) Tied American League Record, (d) Tied Major League Record

ALL-TIME TEAM RECORDS-HOME RUNS

INDIANS WHO LED AMERICAN LEAGUE IN HOME RUNS

Player	Year	No.	Player	Year	No.
Braggo Roth	1915	7 ^{\$}	Al Rosen	1953	43
Al Rosen	1950	37	Larry Doby	1954	32
Larry Doby	1952	32	Rocky Colavito	1959	42 *
			Albert Belle	1995	50

*Tied with Harmon Killebrew

^{\$} Started season with Chicago-AL

INDIANS ALL-TIME SINGLE SEASON HOME RUN LEADERS BY POSITION

Pos.	Player	Year	No.	Pos.	Player	Year	No.
C	John Romano	1962	25	LF	Albert Belle	1995	50
1B	Jim Thome	2001, 2002	48	CF	Earl Averill	1931, 1932	32
2B	Joe Gordon (a)	1948	32	CF	Larry Doby	1952, 1954	32
SS	Francisco Lindor	2018	38	CF	Grady Sizemore	2008	32
3B	Al Rosen	1953	43	RF	Manny Ramirez	1998	45
DH	Travis Hafner	2006	39	P	Wes Ferrell (a)	1931	9

(a) AL Record

INDIANS ALL-TIME CAREER HOME RUN LEADERS BY POSITION

Pos.	Player	No.	Pos.	Player	No.	Pos.	Player	No.
C	Sandy Alomar	91	3B	Al Rosen	173	RF	Manny Ramirez	219
1B	Jim Thome	218	DH	Travis Hafner	176	PH	Fred Whitfield	8
2B	Joe Gordon	100	LF	Albert Belle	204	P	Bob Lemon	35
	Jason Kipnis	100	CF	Earl Averill	225			
SS	Francisco Lindor	96						

INDIANS WHO HIT 30 OR MORE HOMERS IN A SEASON

Player	Year	HR	Player	Year	HR	Player	Year	HR
Jim Thome	2002	52	Jim Thome	2000	37	Hal Trosky	1937	32
Albert Belle	1995	50	Albert Belle	1994	36	Joe Gordon	1948	32
Jim Thome	2001	49	Hal Trosky	1934	35	Larry Doby	1952	32
Albert Belle	1996	48	Joe Carter	1989	35	Larry Doby	1954	32
Manny Ramirez	1998	45	Juan Gonzalez	2001	35	Vic Wertz	1956	32
Manny Ramirez	1999	44	Albert Belle	1992	34	Andre Thornton	1982	32
Al Rosen	1953	43	Mike Napoli	2016	34	Joe Carter	1987	32
Hal Trosky	1936	42	Carlos Santana	2016	34	Brook Jacoby	1987	32
Rocky Colavito	1959	42	Andre Thornton	1978	33	Matt Williams	1997	32
Travis Hafner	2006	42	Andre Thornton	1984	33	Ellis Burks	2002	32
Rocky Colavito	1958	41	Cory Snyder	1987	33	Edwin Encarnacion	2018	32
Jim Thome	1997	40	Manny Ramirez	1996	33	Earl Averill	1934	31
José Ramirez	2018	39	David Justice	1997	33	Ken Keltner	1948	31
Albert Belle	1993	38	Jim Thome	1999	33	Luke Easter	1952	31
Jim Thome	1996	38	Travis Hafner	2005	33	Leon Wagner	1964	31
Manny Ramirez	2000	38	Grady Sizemore	2008	33	Manny Ramirez	1995	31
Edwin Encarnacion	2017	38	Francisco Lindor	2017	33	Richie Sexson	1999	31
Francisco Lindor	2018	38	Earl Averill	1931	32	Rocky Colavito	1966	30
Al Rosen	1950	37	Earl Averill	1932	32	Jim Thome	1998	30

INDIANS WHO HIT FOUR HOMERS IN ONE GAME

Rocky Colavito on June 10, 1959 in Baltimore

FOUR STRAIGHT HOME RUNS IN ONE INNING (6TH INNING)

July 31, 1963 vs. California Angels

Woodie Held, Pedro Ramos, Tito Francona, Larry Brown

INDIANS WHO HIT TWO GAME-TYING AND/OR GO-AHEAD HR, SAME GAME

Larry Doby (8/30/1958 at KC); Willie Kirkland (6/14/1963 vs. WSH); Ben Broussard (9/13/2005 vs. OAK);

Yan Gomes (9/1/2015 at TOR); Michael Brantley (9/10/2015 vs. DET)

INDIANS WHO HIT THREE HOMERS IN ONE GAME

Player	Date	Opponent	Player	Date	Opponent
* Earl Averill	Sept. 17, 1930	vs. Washington	* Joe Carter	June 24, 1989	at Texas
* Hal Trosky	May 30, 1934	vs. Chicago	Joe Carter	July 19, 1989	at Minnesota
Hal Trosky	July 5, 1937	at St. Louis	Albert Belle.....	Sept. 6, 1992	vs. Seattle
* Ken Keltner	May 25, 1939	at Boston	Carlos Baerga.....	June 17, 1993	at Detroit
Pat Seerey.....	July 13, 1945	at New York	* Jim Thome	July 22, 1994	vs. Chicago
* Larry Doby	August 2, 1950	vs. Washington	* Albert Belle.....	Sept. 19, 1995	at Chicago
Bob Avila	June 20, 1951	at Boston	Matt Williams.....	April 25, 1997	at Milwaukee
Al Rosen	April 29, 1952	at Philadelphia	* Manny Ramirez.....	Sept. 15, 1998	vs. Toronto
* Bill Glynn	July 5, 1954	at Detroit	Manny Ramirez.....	August 25, 1999	at Oakland
* Willie Kirkland	July 9, 1961	vs. Chicago	Ellis Burks	June 19, 2001	vs. Minnesota
Tony Horton.....	May 24, 1970	vs. New York	Jim Thome	July 6, 2001	vs. St. Louis
* George Hendrick....	June 19, 1973	vs. Detroit	Victor Martinez.....	July 16, 2004	at Seattle
Joe Carter	August 29, 1986	at Boston	Travis Hafner.....	July 20, 2004	at Anaheim
Cory Snyder.....	May 21, 1987	vs. Minnesota	Shin-Soo Choo	Sept. 17, 2010	at Kansas City
Joe Carter	May 28, 1987	at Boston	Lonnie Chisenhall ..	June 9, 2014	at Texas
* Brook Jacoby	July 3, 1987	vs. Chicago	Edwin Encarnacion .	May 2, 2018	vs. Texas

**Indicates home runs hit on consecutive times at bat*

HOME FIELD HOMERS

Year	Indians	Opponents	Home Field Total	Indians Season Total	Year	Indians	Opponents	Home Field Total	Indians Season Total
1947	52	49	101	112	1982	49	64	113	109
1948	76	41	117	155	1983	48	71	119	86
1949	62	43	105	112	1984	65	73	138	123
1950	102	57	159	164	1985	52	76	128	116
1951	76	42	118	140	1986	80	80	160	157
1952	71	43	114	148	1987	94	118	212	187
1953	91	47	138	160	1988	62	52	114	134
1954	78	57	135	156	1989	56	51	107	127
1955	84	58	142	148	1990	52	86	138	110
1956	71	61	132	153	1991	22	41	63	79
1957	71	74	145	140	1992	62	94	156	127
1958	72	59	131	161	1993	69	83	152	141
1959	84	74	158	167	1994(c)	87	44	131	167
1960	62	84	146	127	1995	99	60	159	207
1961	74	98	172	150	1996	102	75	177	218
1962	103	89	192	180	1997	96	89	185	220
1963	88	87	175	169	1998	104	83	187	198
1964	84	82	166	164	1999	110	109	219	209
1965	90	58	148	156	2000	122	87	209	221(b)
1966	82	65	147	155	2001	116	84	200	212
1967	76	69	145	131	2002	95	76	171	192
1968	36	56	92	75	2003	69	72	141	158
1969	56	60	116	119	2004	70	94	164	184
1970	133(b)	103	236	183	2005	91	78	169	207
1971	62	99	161	109	2006	94	74	168	196
1972	59	76	135	91	2007	100	68	168	178
1973	92	100	192	158	2008	89	65	154	171
1974	72	92	164	131	2009	66	72	138	161
1975	79	85	164	153	2010	64	70	134	128
1976	40	43	83	85	2011	89	69	158	154
1977	54	66	120	100	2012	64	85	149	136
1978	50	37	87	106	2013	87	78	165	171
1979	87	72	159	138	2014	72	72	144	142
1980	54	67	121	89	2015	61	88	149	141
1981	19	33	52	39	2016	99	102	201	185
					2017	95	90	185	212
					2018	107	103	210	216

(b) Cleveland Record (c) 1st year at Progressive Field

INDIANS WHO HIT .320 OR BETTER

(Minimum 400 plate appearances)

.408	Joe Jackson	1911	.350	Dick Porter	1930	.329	David Justice	1997
.395	Joe Jackson	1912	.349	Eddie Morgan	1930	.328	Homer Summa	1923
.389	Tris Speaker	1925		Kenny Lofton	1994		Manny Ramirez	1997
.388	Tris Speaker	1920	.348	Joe Vosmik	1935	.327	Lou Boudreau	1944
.386	Tris Speaker	1916	.345	Charles Jamieson	1923		Michael Brantley	2014
.384	Nap Lajoie	1910	.344	Tris Speaker	1924	.326	Larry Doby	1950
.380	Tris Speaker	1923		Nap Lajoie	1903	.326	Pat Tabler	1986
.378	Tris Speaker	1922	.343	Hal Trosky	1936	.325	Ken Keltner	1939
	Earl Averill	1936		Jeff Heath	1938		Mike Hargrove	1979
	Charles Hickman	1902	.341	Joe Vosmik	1934		Kenny Lofton	1993
.376	Nap Lajoie	1904		Bobby Avila	1954		Juan Gonzalez	2001
				Miguel Dilone	1980	.324	Nap Lajoie	1909
.373	Joe Jackson	1913	.340	Bill Bradley	1902		Joe Sewell	1926
.369	Low Fonseca	1929		Jeff Heath	1841		Sandy Alomar	1997
.368	Nap Lajoie	1912	.339	Earl Averill	1930	.323	Joe Sewell	1928
.363	Tito Francona	1959	.338	Joe Jackson	1914		John Hodapp	1928
.362	Tris Speaker	1921	.336	George Burns	1925		Julius Solters	1937
.359	Charles Jamieson	1924		Joe Sewell	1925		Charles Jamieson	1922
.358	George Burns	1926		Dale Mitchell	1948		Dale Mitchell	1952
.357	Albert Belle	1994		Al Rosen	1953		Eddie Murray	1995
.355	Nap Lajoie	1906		Roberto Alomar	2001		Roberto Alomar	1999
	Lou Boudreau	1948	.335	Nap Lajoie	1913	.322	Steve O'Neill	1921
.354	Johnny Hodapp	1930		Hal Trosky	1939		Jimmy Piersal	1961
.353	Joe Sewell	1923	.334	Hal Trosky	1938		Julio Franco	1996
.352	Tris Speaker	1917	.333	Earl Averill	1931	.321	Steve O'Neill	1920
.351	Eddie Morgan	1931		Manny Ramirez	1999		Carlos Baerga	1993
	Manny Ramirez	2000		Omar Vizquel	1999		Gene Woodling	1951
			.332	Earl Averill	1929		Travis Fryman	2000
			.330	Earl Averill	1938	.320	Milton Bradley	2003
				Hal Trosky	1934		Bill Congalton	1906
							Joe Vosmik	1931
							Bill Cissell	1932

TOP ALL-TIME TRIBE HITTING STREAKS

Player	Year	Hits	Player	Year	Hits	Player	Year	Hits
Nap LaJoie	1906	31	Dale Mitchell	1951	23	Hal Trosky	1938	21
Sandy Alomar	1997	30	Ray Fosse	1970	23	Dale Mitchell	1948	21
Bill Bradley	1902	29	Mike Hargrove	1980	23	Larry Doby	1948	21
Joe Jackson	1911	28	George Burns	1924	22	Larry Doby	1951	21
Hal Trosky	1936	28	John Hodapp	1930	22	Dale Mitchell	1953	21
Tris Speaker	1916	27	Dale Mitchell	1947	22	Joe Carter	1986	21
Bruce Campbell	1938	27	Al Smith	1956	22	Julio Franco	1988	21
Harry Bay	1902	26	John Romano	1961	22	Albert Belle	1996	21
Casey Blake	2007	26	Julio Franco	1988	22	Charlie Jamieson	1924	20
Matt Williams	1997	24	Marty Cordova	2001	22	Earl Averill	1936	20
Nap Lajoie	1913	23	Michael Brantley	2012	22	Roy Weatherly	1936	20
Charlie Jamieson	1923	23	Nap Lajoie	1904	21	Joe Vosmik	1936	20
Tris Speaker	1923	23	Dick Porter	1931	21	Vic Power	1960	20
Charlie Jamieson	1924	23	Odell Hale	1936	21	Manny Ramirez	2000	20
						Jason Kipnis	2015	20

INDIANS WITH 100+ RBI IN A SEASON

Player	Year	RBI	Player	Year	RBI	Player	Year	RBI
Manny Ramírez	1999	165	Al Rosen	1950	116	Vic Wertz	1956	106
Hal Trosky	1936	162	Andre Thornton	1982	116	Joe Carter	1987	106
Albert Belle	1996	148	Jim Thome	1996	116	Travis Fryman	2000	106
Manny Ramírez	1998	145	Richie Sexson	1999	116	Jim Thome	2000	106
Al Rosen	1953	145	George Burns	1926	114	Al Rosen	1952	105
Earl Averill	1931	143	Carlos Baerga	1993	114	Vic Wertz	1957	105
Hal Trosky	1934	142	Victor Martínez	2007	114	Andre Thornton	1978	105
Juan Gonzalez	2001	140	Earl Averill	1934	113	Joe Carter	1989	105
Eddie Morgan	1930	136	Hal Trosky	1935	113	Carlos Baerga	1992	105
Tris Speaker	1923	130	Ken Keltner	1938	113	Matt Williams	1997	105
Albert Belle	1993	129	Rocky Colavito	1958	113	José Ramírez	2018	105
Hal Trosky	1937	128	Jeff Heath	1938	112	Hal Trosky	1939	104
Earl Averill	1936	126	Albert Belle	1992	112	Larry Doby	1952	104
Albert Belle	1995	126	Manny Ramírez	1996	112	Elmer Smith	1920	103
Larry Doby	1954	126	Rocky Colavito	1959	111	Lew Fonseca	1929	103
Earl Averill	1932	124	Joe Vosmik	1935	110	Luke Easter	1951	103
Joe Gordon	1948	124	Hal Trosky	1938	110	Nap Lajoie	1904	102
Jim Thome	2001	124	Joe Sewell	1923	109	Larry Doby	1950	102
Jeff Heath	1941	123	Julius Solters	1937	109	Al Rosen	1951	102
Manny Ramírez	2000	122	Travis Hafner	2004	109	Jim Thome	1997	102
Johnny Hodapp	1930	121	Rocky Colavito	1965	108	Larry Doby	1953	102
Joe Carter	1986	121	Jim Thome	1999	108	Al Rosen	1954	102
Larry Gardner	1921	120	Victor Martínez	2004	108	Odell Hale	1934	101
Roberto Alomar	1999	120	Travis Hafner	2005	108	Odell Hale	1935	101
Earl Averill	1930	119	Tris Speaker	1920	107	Lou Boudreau	1940	101
Ken Keltner	1948	119	Luke Easter	1950	107	Albert Belle	1994	101
Larry Gardner	1920	118	Manny Ramírez	1995	107	David Justice	1997	101
Jim Thome	2002	118	Edwin Encarnacion	2017	107	Mike Napoli	2016	101
Joe Vosmik	1931	117	Edwin Encarnacion	2018	107	Leon Wagner	1964	100
Travis Hafner	2006	117	Joe Sewell	1924	106	Roberto Alomar	2001	100
			Lou Boudreau	1948	106	Travis Hafner	2007	100

INDIANS WITH 200+ HITS IN A SEASON

Player	Year	Hits	Player	Year	Hits	Player	Year	Hits
Joe Jackson	1911	233	Nap Lajoie	1906	214	Carlos Baerga	1992	205
Earl Averill	1936	232	Tris Speaker	1920	214	Joe Sewell	1925	204
Nap Lajoie	1910	227	Charlie Jamieson	1924	213	Ed Morgan	1930	204
Joe Jackson	1912	226	Tris Speaker	1916	211	Dale Mitchell	1948	204
John Hodapp	1930	225	Kenny Lofton	1996	210	Dale Mitchell	1949	203
Charlie Jamieson	1923	222	Lew Fonseca	1929	209	Al Rosen	1953	201
Tris Speaker	1923	218	Earl Averill	1931	209	Joe Carter	1986	200
George Burns	1926	216	Nap Lajoie	1904	208	Carlos Baerga	1993	200
Joe Vosmik	1935	216	Hal Trosky	1936	206	Michael Brantley	2014	200
Hal Trosky	1936	216						

3000 HITS IN TRIBE UNIFORM

Of the 28 players in Major League Baseball history with 3,000 or more hits, three of them reached the hallowed mark in a Cleveland uniform: Nap Lajoie, Tris Speaker and Eddie Murray. Murray joined the 3,000 hit club on June 30, 1995 against the Twins at the Metrodome in Minnesota. Speaker reached 3,000 hits on May 17, 1925 against the Washington Senators at League Park. Lajoie's 3,000th hit is less clear. Initially, his 3,000th hit was reported on September 27, 1914. Subsequent research found that Lajoie had nine hits in 1901 not previously recorded. Consequently, his 3,000th hit actually came on September 17, 1914 against Boston at League Park.

(Sources: **The Cleveland Indians Encyclopedia and Legends of the Tribe**)

YEAR-BY-YEAR PITCHING AND DEFENSE STATS

YEAR	ERA	RUNS	CG	SHO	SV	BB	SO	E	DP	FLD%
1901	4.12	@831	122	7	@4	464	334	329	99	.942
1902	3.28	667	116	@16	3	411	361	287	96	.950
1903	2.73	579	@125	@20	1	*271	521	322	@99	.946
1904	2.22	482	*141	20	0	285	627	255	86	.959
1905	2.85	587	@140	16	0	334	555	233	84	.963
1906	@2.09	482	@133	*27	4	365	530	@217	@111	@.967
1907	2.26	525	127	20	5	362	513	264	@137	.960
1908	@*2.02	457	108	18	5	328	548	257	95	.962
1909	2.40	532	110	15	3	348	568	278	@110	.957
1910	2.88	657	92	13	5	488	617	248	112	.964
1911	3.36	712	93	6	6	552	675	302	@108	.954
1912	3.30	681	94	7	7	523	622	287	124	.954
1913	2.54	536	93	18	5	502	689	242	124	.962
1914	3.21	@709	69	9	3	666	688	300	@119	.953
1915	3.13	670	62	11	10	518	610	280	82	.957
1916	2.90	602	65	9	16	467	537	232	130	.965
1917	2.52	543	73	20	@22	438	451	242	136	.964
1918	2.64	*447	78	5	@13	343	364	207	82	.962
1919	2.94	537	80	10	@10	362	432	201	102	.965
1920	3.41	642	94	11	7	@401	466	184	124	.971
1921	3.90	712	81	@11	14	@431	475	204	124	.967
1922	4.59	817	76	@14	7	464	489	202	147	.968
1923	3.91	746	77	@10	11	465	407	226	143	.964
1924	4.40	814	@87	7	7	503	315	205	130	.967
1925	4.49	817	@93	6	9	493	345	210	146	.967
1926	3.40	612	@96	@11	4	@450	381	173	153	.972
1927	4.27	766	72	5	8	508	366	201	146	.968
1928	4.47	@830	71	4	15	511	416	221	@187	.965
1929	4.05	736	80	8	10	488	389	198	@162	.968
1930	4.88	@915	68	5	14	528	442	237	156	.962
1931	4.63	833	76	6	9	561	470	232	143	.963
1932	4.12	747	94	6	8	@446	439	191	129	.969
1933	@3.71	669	@74	@12	7	465	437	156	127	.974
1934	4.28	763	72	8	19	582	554	172	164	.972
1935	4.15	739	67	12	@21	@457	498	177	147	.972
1936	4.83	862	74	6	12	607	619	178	154	.971
1937	4.39	768	64	4	15	566	630	159	153	.974
1938	4.60	782	68	5	@17	681	@717	151	145	.974
1939	4.08	700	69	10	13	602	614	180	148	.970
1940	@3.63	637	72	@13	22	512	686	@149	164	@.975
1941	3.90	668	68	10	19	660	617	@142	158	@.976
1942	3.59	659	61	12	11	560	448	163	175	.974
1943	3.15	577	64	14	20	606	585	157	@183	.975
1944	3.65	@677	48	7	@18	621	524	165	@192	@.974
1945	3.31	548	76	14	12	501	497	@126	149	@.977
1946	3.62	638	63	16	13	649	789	147	147	.975
1947	3.44	588	55	13	@29	628	590	@104	178	@.983
1948	@3.22	568	66	@26	@30	625	593	114	183	@.982
1949	@3.36	574	65	10	19	@611	594	@103	192	@.983
1950	@3.75	654	69	11	16	647	674	129	160	.978
1951	@3.38	594	@76	10	19	577	642	@134	151	.978
1952	3.32	606	@80	19	18	556	671	155	141	.975
1953	3.64	627	@81	11	15	519	586	127	@197	.979
1954	@2.78	504	@77	12	36	486	678	128	148	.979
1955	3.39	601	45	15	@36	558	@877	@108	152	@.981
1956	@3.32	581	@67	@17	24	564	@845	129	130	.978
1957	4.06	722	46	7	23	618	807	153	154	.974
1958	3.73	635	51	2	20	604	766	152	171	.974
1959	3.75	646	@58	7	23	635	799	127	138	.978
1960	3.95	693	32	10	30	636	771	128	165	.978

*Team Record, # American League Record, @ Led League

YEAR	ERA	RUNS	CG	SHO	SV	BB	SO	E	DP	FLD%
1961	4.15	752	35	12	23	599	801	139	142	.977
1962	4.14	745	45	12	31	594	780	139	168	.978
1963	3.79	702	40	14	25	478	@1018	143	129	.977
1964	3.75	693	37	16	37	565	@1162	118	149	.981
1965	3.30	613	41	13	41	500	@1156	@114	127	@.981
1966	3.23	586	49	15	28	489	@1111	138	132	.978
1967	3.25	613	49	14	27	559	@1189	116	138	.981
1968	@2.66	504	48	@23	32	540	@1157	127	130	.979
1969	3.94	717	35	7	22	681	1000	145	153	.976
1970	3.91	675	34	8	35	689	@1076	133	168	.979
1971	4.28	@747	21	7	32	770	937	116	159	.981
1972	2.92	519	47	13	24	534	846	116	157	.981
1973	4.58	826	55	9	21	602	883	139	174	.978
1974	3.80	694	45	9	27	479	650	146	157	.977
1975	3.84	703	37	6	32	599	800	134	156	.978
1976	3.47	615	30	@17	@46	533	928	121	159	.980
1977	4.10	739	45	8	30	550	876	130	145	.979
1978	3.97	694	36	6	28	568	739	123	142	.980
1979	4.57	805	28	7	32	570	781	134	149	.978
1980	4.68	@807	35	8	32	552	843	105	143	.983
1981	3.88	442	33	10	13	311	569	87	91	.978
1982	4.11	748	31	9	30	589	882	123	129	.980
1983	4.43	785	34	8	25	529	794	122	174	.980
1984	4.26	766	21	7	35	545	803	146	163	.977
1985	4.91	@861	24	7	28	547	702	141	161	.977
1986	4.58	@841	31	7	34	605	744	157	148	.975
1987	5.28	@957	24	8	25	606	849	153	128	.975
1988	4.16	731	35	10	46	442	812	124	131	.980
1989	3.65	654	23	13	38	@452	844	118	126	.981
1990	4.26	737	12	10	47	518	860	117	146	.981
1991	4.23	759	22	8	33	@441	862	149	150	.976
1992	4.11	746	13	7	46	566	890	141	@176	.978
1993	4.58	813	7	8	45	591	888	148	@174	.976
1994	4.36	562	@17	5	21	404	666	90	119	.980
1995	@3.83	607	10	@10	@50	@445	926	101	142	.982
1996	@4.34	769	13	@9	46	484	1033	124	156	.980
1997	4.73	815	4	3	39	575	1036	106	159	.983
1998	4.44	779	9	4	47	563	1037	110	146	.982
1999	4.90	860	3	6	46	634	@1120	106	154	.983
2000	4.84	816	6	5	34	666	@1213	*@72	147	*@.988
2001	4.64	821	3	4	42	573	1218	107	137	.982
2002	4.91	837	9	4	34	603	1058	113	161	.981
2003	4.21	778	5	7	34	501	943	126	178	.980
2004	4.81	857	8	8	32	579	1115	106	152	.983
2005	@3.61	642	6	10	*51	413	1050	106	156	.983
2006	4.41	782	@13	13	24	429	948	118	165	.981
2007	4.05	704	9	9	@49	@410	1047	92	167	.985
2008	4.45	761	10	13	31	444	986	94	182	.985
2009	5.06	865	5	6	25	598	986	97	170	.984
2010	4.30	752	10	4	34	572	967	110	179	.982
2011	4.23	760	2	4	38	463	1024	110	130	.982
2012	4.78	@845	2	6	43	543	1086	96	157	.984
2013	3.82	662	3	16	38	554	1379	98	135	.983
2014	3.56	653	6	15	40	464	@1450	116	139	.981
2015	3.67	640	@11	10	38	425	@1407	79	136	.987
2016	3.84	676	5	11	37	461	@1398	89	126	.985
2017	@3.30	564	@7	@19	37	@406	*\$@1614	@76	167	@.987
2018	3.77	648	@5	@17	41	407	1544	83	123	.986

* Team Record, \$ Major League Record, # American League Record, @ Led League

INDIANS ALL-TIME CAREER TOP TEN IN PITCHING

ERA*	SAVES	SHUTOUTS	INNINGS
Joss 1.89	Allen 149	Joss 45	Feller 3827.0
Rhoads 2.39	Wickman 139	Feller 44	Harder 3426.1
Bernhard 2.45	D. Jones 129	Coveleski..... 31	Lemon 2850.0
Moore 2.58	C. Perez 124	Lemon 31	Hudlin 2557.2
G. Perry..... 2.71	Mesa 104	Garcia..... 27	Coveleski..... 2502.1
Coveleski..... 2.80	Jackson 94	Harder 25	Joss 2327.0
Tiant 2.84	Narleski 53	Wynn 24	Wynn 2286.2
W. Mitchell..... 2.89	Borowski..... 51	McDowell..... 22	Uhle..... 2200.1
McDowell..... 2.99	Olin..... 48	Tiant 21	Garcia..... 2138.0
Bagby 3.03	Kern 46	Morton..... 19	McDowell..... 2109.2
	Monge 46	Rhoads..... 19	
GAMES	LOSSES	BASE ON BALLS	WINNING PCT.*
Harder 582	Harder 186	Feller 1764	Kluber..... 636
Feller 570	Feller 162	Lemon 1251	Lee 634
Hudlin 475	Hudlin 151	Harder 1118	Colon 625
Lemon 460	Lemon 128	McDowell..... 1072	Joss 623
Allen 456	Coveleski..... 123	Wynn 877	Ferrell 622
G. Bell..... 419	Uhle 119	Hudlin 832	Feller 621
Garcia..... 397	McDowell..... 109	Uhle..... 709	Lemon 618
Shaw 378	Nagy 103	Garcia..... 696	Wynn 617
Plunk 373	Wynn 102	G. Bell..... 670	Sabathia..... 599
Betancourt..... 371	Joss 97	Coveleski..... 616	Garcia..... 597
WINS	STRIKEOUTS	COMPLETE GAMES	GAMES STARTED
Feller 266	Feller 2581	Feller 279	Feller 484
Harder 223	McDowell..... 2159	Joss 234	Harder 433
Lemon 207	Kluber..... 1423	Coveleski 194	Lemon 350
Coveleski..... 172	Lemon 1277	Lemon 188	Hudlin 320
Wynn 164	Wynn 1277	Harder 181	Coveleski 305
Joss 160	Sabathia..... 1265	Uhle 166	Nagy 297
Hudlin 157	Nagy 1235	Hudlin 154	Wynn 296
Uhle 147	Harder 1161	Wynn 144	McDowell 295
Garcia..... 142	Carrasco 1127	Moore 137	Garcia 281
Nagy 129	G. Bell 1104	Bagby 131	Uhle 267
			Joss 260
WAR PITCHERS	STRIKEOUTS/9.0IP	WALKS & HITS/IP (WHIP)	
Feller 65.5	Kluber..... 9.81	Joss 968	
Coveleski..... 55.4	Carrasco 9.27	Kluber..... 1.070	
Harder 48.7	McDowell..... 9.21	Perry..... 1.104	
Joss 46.5	Tiant 7.81	Bernhard 1.126	
McDowell..... 42.6	Colon..... 7.63	Tiant 1.143	
Lemon 37.8	Sabathia 7.45	Carrasco 1.184	
Wynn 36.1			
Kluber..... 33.6			
Hudlin 32.6			
Garcia..... 31.0			

**Source: Baseball-Reference*

**Based on 1,000 or more innings with franchise*

INDIANS ALL-TIME SINGLE SEASON TOP TEN IN PITCHING

ERA*	GAMES	SAVES	STRIKEOUTS
Joss (1908)..... 1.16	Shaw (2014) 80	Mesa (1995) 46	Feller (1946) 348
Joss (1904)..... 1.59	Shaw (2017) 79	Borowski (2007) 45	McDowell (1965) 325
Tiant (1968)..... 1.60	Howry (2005) 79	Wickman (2005) 45	McDowell (1970) 304
Joss (1909)..... 1.71	Allen (2013) 77	Jones (1990) 43	McDowell (1968) 283
Joss (1906)..... 1.72	Monge (1979) 76	Jackson (1998) 40	McDowell (1969) 279
Chech (1908)..... 1.74	Allen (2014) 76	Mesa (1996) 39	Kluber (2014) 269
Moore (1903)..... 1.74	Assenmacher (1997) .. 75	Jackson (1999) 39	Kluber (2017) 265
Rhoads (1908)..... 1.77	Shaw (2016) 75	C. Perez (2012) 39	Tiant (1968) 264
Rhoads (1906) 1.80	Shaw (2015) 74	Jones (1988) 37	Score (1956) 263
Gregg (1911)..... 1.80	Baez (2003)..... 73	C. Perez (2011) 36	Feller (1940) 261
	Perez (2008) 73		
	Rzepczynski (2014) ... 73		
INNINGS	SHUTOUTS	COMPLETE GAMES	STARTS
Feller (1946) 371.1	Feller (1946) 10	Feller (1946) 36	Uhle (1923) 44
Uhle (1923) 357.2	Lemon (1948) 10	Bernhard (1904) 35	Feller (1946) 42
Perry (1973) 344.0	Joss (1906)..... 9	Joss (1907) 34	Perry (1973) 41
Feller (1941) 343.0	Joss (1908)..... 9	Hess (1906) 33	Coveleski (1921) 40
Perry (1972) 342.2	Coveleski (1917) 9	Uhle (1926) 32	Uhle (1922) 40
Bagby (1920) 339.2	Tiant (1968) 9	Joss (1903) 31	Feller (1941) 40
Joss (1907) 338.2	Bagby (1917) 8	Joss (1905) 31	Perry (1972) 40
Hess (1906) 333.2	three tied at 7(Perry 1973)	Rhoads (1906) 31	Tidrow (1973) 40
Joss (1908) 325.0		Feller (1940) 31	McDowell (1970) 39
Perry (1974) 322.1		Four tied at 30	Six tied at 38
WINS	LOSSES	WINNING PCT.#	BASE ON BALLS
Bagby (1920) 31	Dowling (1901) 22	Allen (1937)938 (15-1)	Feller (1938) 208
Joss (1907) 27	Tiant (1969) 20	Lee (2008)880 (22-3)	Feller (1941) 194
Uhle (1926) 27	Kahler (1912) 19	Kluber (2017) .. .818 (18-4)	Score (1955) 154
Feller (1940) 27	Milnar (1941) 19	Feller (1954)813 (13-3)	Feller (1946) 153
Uhle (1923) 26	Perry (1973) 19	Lee (2005)783 (18-5)	McDowell (1971) 153
Feller (1946) 26	Garland (1977) 19	Colón (1999)783 (18-5)	Lemon (1950) 146
Ferrell (1930) 25	Wise (1978) 19	Klepfer (1917)778 (14-4)	Feller (1939) 142
Feller (1941) 25		Bernhard(1902)773 (17-5)	Krapp (1911) 138
Joss (1908) 24	STRIKEOUTS/9.0IP*	Nagy (1996)773 (17-5)	Lemon (1949) 137
Coveleski (1919,1920) 24	Kluber (2017) 11.71	Sabathia (2001) .773 (17-5)	Wynn (1952) 132
Feller (1939) 24	Bauer (2018) 11.34		McDowell (1965) 132
Perry (1972) 24	Carrasco (2018) ... 10.83	WAR PITCHERS	
	McDowell (1965) ... 10.71	Perry (1972) 10.8	
	Carrasco (2015) ... 10.58	Feller (1946) 10.1	
	McDowell (1966) ... 10.42	Feller (1940) 10.0	
	Kluber (2014) 10.27	Coveleski (1918) 9.8	
	Carrasco (2017) 10.17	Feller (1939) 9.2	
	Colon (2000) 10.15	Gregg (1911) 8.8	
	Bauer (2017) 10.00	Uhle (1926) 8.7	

*Qualified for ERA title

#min. 15 decisions

*Source: Baseball-Reference

THE WINNINGEST DECADE

Cleveland won 904 games during the 1950s (1950-1959), the winningest decade in club history. Cleveland's 823 wins in the 1990s (1990-1999) were one win short of matching the 1930s (1930-1939) as the second winningest decade in franchise history.

TEAM PITCHING LEADERS 1901-2018

	INNINGS PITCHED		SAVES#		INNINGS PITCHED
1901	Dowling.....256	1961	Grant.....245	
1902	Moore.....293	1962	Donovan.....251	
1903	Joss.....284	1963	Grant.....229	
1904	Bernhard.....321	1964	Kralick.....191	
1905	Joss.....286	1965	McDowell.....273	
1906	Hess.....334	1966	Bell.....254	
1907	Joss.....339	1967	McDowell.....236	
1908	Joss.....325	1968	McDowell.....269	
1909	Young.....295	1969	Williams.....12	McDowell.....285	
1910	Falkenberg.....257	1970	Higgins.....11	McDowell.....305(g)	
1911	Gregg.....245	1971	Hennigan.....14	McDowell.....215	
1912	Gregg.....271	1972	Mingori.....10	G. Perry.....343	
1913	Gregg.....286	1973	Hilgendorf.....6	G. Perry.....344	
1914	Mitchell.....257	1974	Buskey.....17	G. Perry.....322	
1915	Morton.....240	1975	LaRoche.....17	Eckersley.....187	
1916	Bagby.....273	1976	LaRoche.....21	Dobson.....217	
1917	Bagby.....321	1977	Kern.....18	Garland.....283	
1918	Coveleski.....311	1978	Kern.....13	Waits.....230	
1919	Coveleski.....286	1979	Monge.....19	Wise.....232	
1920	Bagby.....340	1980	Monge.....14	Barker.....246	
1921	Coveleski.....315	1981	Spillner.....7	Blyleven.....159	
1922	Uhle.....287	1982	Spillner.....21	Barker.....244.2	
1923	Uhle.....358	1983	Spillner.....8	Sutcliffe.....243.1	
1924	Shaute.....283	1984	Camacho.....23	Blyleven.....245.0	
1925	Smith.....237	1985	Waddell.....9	Heaton.....207.2	
1926	Uhle.....318	1986	Camacho.....20	Candiotti.....252.1	
1927	Hudlin.....265	1987	Jones.....8	Candiotti.....201.2	
1928	Shaute.....254	1988	Jones.....37	Swindell.....242.0	
1929	Hudlin.....280	1989	Jones.....32	Black.....222.1	
1930	Ferrell.....297	1990	Jones.....43	Swindell.....214.2	
1931	Ferrell.....276	1991	Olin.....17	Swindell.....238.0	
1932	Ferrell.....288	1992	Olin.....29	Nagy.....252.0	
1933	Harder.....253	1993	Plunk.....15	Mesa.....208.2	
1934	Harder.....255	1994	Russell.....5	Martinez.....176.2	
1935	Harder.....287	1995	Mesa.....46*	Martinez.....187.0	
1936	Allen.....243	1996	Mesa.....39	Nagy.....222.0	
1937	Harder.....234	1997	Mesa.....16	Nagy.....227.0	
1938	Feller.....278	1998	Jackson.....40	Nagy.....210.1	
1939	Feller.....297	1999	Jackson.....39	Burba.....220.0	
1940	Feller.....320	2000	Karsay.....20	Finley.....218.0	
1941	Feller.....343	2001	Wickman.....32	Colón.....222.1	
1942	Bagby.....271	2002	Wickman.....20	Sabathia.....210.0	
1943	Bagby.....273	2003	Baez.....25	Sabathia.....197.2	
1944	Gromek.....204	2004	Wickman.....13	Westbrook.....215.2	
1945	Gromek.....251	2005	Wickman.....45	Westbrook.....210.2	
1946	Feller.....371	2006	Wickman.....15	Westbrook.....211.1	
1947	Feller.....299	2007	Borowski.....45*	Sabathia.....241.0*	
1948	Lemon.....294	2008	Lewis.....13	Lee.....223.1	
1949	Lemon.....280	2009	Wood.....20	Lee.....152.0	
1950	Lemon.....288*	2010	C. Perez.....23	Hernandez%.....210.1	
1951	Wynn.....274*	2011	C. Perez.....36	Masterson.....216.0	
1952	Lemon.....310*	2012	C. Perez.....39	Masterson.....206.1	
1953	Lemon.....287*	2013	C. Perez.....25	Masterson.....193.0	
1954	Wynn.....271*	2014	Allen.....24	Kluber.....235.2	
1955	Wynn.....230	2015	Allen.....34	Kluber.....222.0	
1956	Wynn.....278	2016	Allen.....32	Kluber.....215.0	
1957	Wynn.....263	2017	Allen.....30	Kluber.....203.2	
1958	McLish.....226	2018	Allen.....27	Kluber.....215.0*	
1959	McLish.....235				
1960	J. Perry.....261				

* Led American League

(g) Tied with Palmer of Baltimore

SAVES was not an official record until 1969

% Pitched under name Fausto Carmona, 2006-2011

TEAM PITCHING LEADERS 1901-2018

WINS		ERA		WINS		ERA			
1901	Moore	16-14	Moore	2.90	1931	Ferrell.....	22-12	Ferrell.....	3.75
1902	Bernhard	17- 5	Bernhard	2.20	1932	Ferrell.....	23-13	Ferrell.....	3.66
	Joss	17-13			1933	Hildebrand	16-11	Pearson	2.33*
	Moore	17-17			1934	Harder	20-12	Harder	2.61
1903	Moore	19-9	Moore	1.74*	1935	Harder	22-11	Harder.....	3.29
1904	Bernhard	23-13	Joss	1.59*	1936	Allen.....	20-10	Allen.....	3.44
1905	Joss	20-12	Joss	2.01	1937	Allen.....	15-1	Allen.....	2.55
1906	Rhoads	22-10	Joss	1.72		Harder.....	15-12		
1907	Joss	27-11 ^(b)	Joss	1.83	1938	Harder.....	17-10	Harder.....	3.83
1908	Joss	24-11	Joss	1.16*		Feller.....	17-11		
1909	Young	19-15	Joss	1.71	1939	Feller.....	24-9*	Feller.....	2.85
1910	Falkenberg	14-13	Young	2.53	1940	Feller.....	27-11*	Feller.....	2.61*
1911	Gregg	23-7	Gregg	1.80*	1941	Feller.....	25-13*	Feller.....	3.15
1912	Gregg	20-13	Gregg	2.59	1942	Bagby.....	17-9	Bagby.....	2.96
1913	Falkenberg	23-10	Mitchell	1.91	1943	Smith	17-7	Smith.....	2.55
1914	Mitchell	12-17	Steen	2.60		Bagby	17-14		
1915	Morton	16-15	Morton	2.14	1944	Harder	12-10	Gromek.....	2.56
1916	Bagby	16-16	Bagby	2.61	1945	Gromek.....	19-9	Gromek.....	2.55
1917	Bagby	23-13	Coveleski	1.81	1946	Feller.....	26-15 ^(c)	Feller.....	2.18
1918	Coveleski	22-13	Coveleski	1.82	1947	Feller.....	20-11*	Feller.....	2.68
1919	Coveleski	24-12	Coveleski	2.61	1948	Bearden	20-7	Bearden.....	2.43*
1920	Bagby	31-12*	Coveleski	2.49		Lemon.....	20-14		
1921	Coveleski	23-13	Coveleski	3.37	1949	Lemon	22-10	Garcia.....	2.36
1922	Uhle	22-16	Coveleski	3.32	1950	Lemon.....	23-11*	Wynn.....	3.20*
1923	Uhle	26-16*	Coveleski	2.76*	1951	Feller.....	22-8*	Wynn.....	3.02
1924	Shaute	20-17	Smith	3.02	1952	Wynn.....	23-12	Garcia.....	2.37
1925	Buckeye	13-8	Miller	3.31	1953	Lemon.....	21-15	Garcia.....	3.25
	Uhle	13-11			1954	Lemon.....	23-7*	Garcia.....	2.64*
1926	Uhle	27-11*	Uhle	2.83		Wynn.....	23-11		
1927	Hudlin	18-12	Miller	3.21	1955	Lemon.....	18-10 ^(d)	Wynn.....	2.82
1928	Hudlin	14-14	Shaute, Hudlin	4.04	1956	Score	20-9	Score.....	2.53
1929	Ferrell	21-10	Hudlin	3.34		Wynn.....	20-9		
1930	Ferrell	25-13	Ferrell	3.31		Lemon.....	20-14		
					1957	Wynn.....	14-17	Narleski.....	3.09
					1958	McLish	16-8	McLish	2.99
					1959	McLish	19-8	J. Perry	2.65
					1960	J. Perry	18-10 ^(e)	J. Perry	3.62

TEAM PITCHING LEADERS, 1901-2018 (continued)

WINS		ERA		WINS		ERA	
1961	Grant 15-9	Grant 3.86		1990	Candiotti 15-11	Black..... 3.53	
1962	Donovan 20-10	Donovan 3.59		1991	Nagy 10-15	Swindell 3.48	
1963	Kralick 13-9	Kralick 2.92		1992	Nagy 17-10	Nagy 2.96	
	Grant 13-14			1993	Mesa 10-12	Mesa..... 4.92	
1964	Kralick 12-7	McDowell..... 2.70		1994	Clark 11-3	Nagy 3.45	
1965	McDowell 17-11	McDowell..... 2.18*			Martinez..... 11-6		
1966	Siebert 16-8	Hargan..... 2.48		1995	Hershiser.... 16-6	Martinez 3.08	
1967	Hargan 14-13	Siebert..... 2.38			Nagy 16-6		
1968	Tiant 21-9	Tiant 1.60*		1996	Nagy 17-5	Nagy 3.41	
1969	McDowell ... 18-14	McDowell..... 2.94		1997	Nagy 15-11	Nagy 4.28	
1970	McDowell ... 20-12	McDowell..... 2.92		1998	Burba,Nagy. 15-10	Colón..... 3.71	
1971	McDowell 13-17	McDowell..... 3.40		1999	Colón..... 18-5	Colón..... 3.95	
1972	G. Perry..... 24-16 ^(f)	G. Perry 1.92		2000	Burba..... 16-6	Colón..... 3.88	
					Finley..... 16-11		
1973	G. Perry..... 19-19	G. Perry 3.38		2001	Sabathia 17-5	Colón..... 4.09	
1974	G. Perry..... 21-13	G. Perry 2.51		2002	Sabathia 13-11	Sabathia 4.37	
1975	Peterson..... 14-8	Eckersley..... 2.60		2003	Sabathia 13-9	Sabathia 3.60	
1976	Dobson..... 16-12	Bibby 3.20		2004	Westbrook... 14-9	Westbrook 3.38	
1977	Eckersley.... 14-13	Eckersley 3.53			Lee 14-8		
1978	Waits 13-15	Waits..... 3.20		2005	Lee 18-5	Millwood 2.86*	
1979	Waits 16-13	Wise 3.73		2006	Westbrook.... 15-10	Sabathia 3.22	
1980	Barker..... 19-12	Barker..... 4.17		2007	Sabathia 19-7	%Hernandez 3.06	
					%Hernandez 19-8		
1981	Blyleven..... 11-7	Blyleven..... 2.88		2008	Lee 22-3*	Lee..... 2.54*	
1982	Barker..... 15-11	Sutcliffe 2.96*		2009	Huff..... 11-8	Lee..... 3.14#	
1983	Sutcliffe 17-11	Sorensen..... 4.24		2010	%Hernandez . 13-14	%Hernandez 3.77	
1984	Blyleven 19-7	Blyleven..... 2.87		2011	Masterson ... 12-10	Masterson 3.21	
1985	Heaton 9-17	Blyleven..... 3.26			Tomlin..... 12-7		
	Blyleven..... 9-11			2012	Masterson.... 11-15	Masterson 4.93	
1986	Candiotti 16-12	Candiotti 3.57		2013	Masterson.... 14-10	Jimenez 3.30	
1987	Bailes 7-8	Candiotti 4.78		2014	Kluber..... 18-9	Kluber 2.44	
	Niekro..... 7-11			2015	Salazar 14-10	Salazar 3.45	
	Candiotti 7-18				Carrasco 14-12		
1988	Swindell..... 18-14	Swindell 3.20		2016	Kluber..... 18-9	Kluber 3.14	
1989	Swindell..... 13-6	Candiotti 3.10		2017	Kluber..... 18-4 (g)	Kluber 2.25*	
	Candiotti 13-10				Carraasco .. 18-6 (g)		
				2018	Kluber..... 20-7	Bauer 2.21	

* Led American League, (b) Tied with White of Chicago, (c) Tied with Newhouser of Detroit, (d) Tied with Ford of New York and Sullivan of Boston, (e) Tied with Estrada of Baltimore, (f) Tied with Wood of Chicago, (g) Tied with Vargas of KC.

only 152.0 IP

%Pitched under name Fausto Carmona, 2006-2011

STRIKEOUTS		COMPLETE GAMES		STRIKEOUTS		COMPLETE GAMES	
1901	Moore.....99 Dowling.....99	Moore28 Dowling28	1942	Harder.....74	Bagby16		
1902	Joss106	Moore29	1943	Reynolds.....151*	Bagby16		
1903	Moore.....148	Joss31	1944	Gromek115	Harder, Gromek...12		
1904	Moore.....139	Bernhard35	1945	Reynolds.....112	Gromek21		
1905	Joss132	Joss31	1946	Feller.....348*	Feller36*		
1906	Hess167	Hess33	1947	Feller.....196*	Feller20		
1907	Joss127	Joss34	1948	Feller.....164*	Lemon20*		
1908	Joss130	Joss29	1949	Lemon.....138	Lemon22		
1909	Berger.....162	Young30	1950	Lemon.....170*	Lemon22*(e)		
1910	Falkenberg.....107	Falkenberg18	1951	Wynn.....133	Wynn21		
1911	Krapp132	Gregg22	1952	Wynn.....153	Lemon28*		
1912	Gregg.....184	Gregg26	1953	Wynn138	Lemon23		
1913	Falkenberg.....166 Gregg.....166	Falkenberg23 Gregg23	1954	Wynn.....155	Lemon21*(f)		
1914	Mitchell179	Mitchell16	1955	Score245*	Wynn16		
1915	Mitchell149	Morton15	1956	Score263*	Lemon21*(g)		
1916	Bagby, Morton ..88	Bagby14	1957	Wynn.....184*	Wynn13		
1917	Coveleski133	Bagby26	1958	Grant.....111	McLish.....13		
1918	Morton123	Coveleski.....25	1959	Score147	McLish.....13		
1919	Coveleski118	Coveleski.....24	1960	Perry.....120	Perry.....10		
1920	Coveleski133*	Bagby30*	1961	Bell163	Grant, Bell11		
1921	Coveleski99	Coveleski.....28	1962	Latman.....117	Donovan16		
1922	Morton102	Uhle23	1963	Ramos169	Kralick, Grant ...10		
1923	Uhle109	Uhle29*	1964	McDowell177	Tiant9		
1924	Shaute68	Shaute21	1965	McDowell325*	McDowell.....14		
1925	Uhle68	Smith22*(b)	1966	McDowell225*	Bell12		
1926	Uhle159	Uhle32*	1967	McDowell236	Hargan.....15		
1927	Uhle69	Hudlin18	1968	McDowell283*	Tiant19		
1928	Shaute81	Shuate21	1969	McDowell279*	McDowell.....18		
1929	Ferrell.....100	Hudlin22	1970	McDowell304*	McDowell.....19		
1930	Ferrell.....143	Ferrell25	1971	McDowell192	McDowell.....8		
1931	Ferrell.....123	Ferrell27*(c)	1972	Perry234	Perry.....29*		
1932	Ferrell.....105	Ferrell26	1973	Perry238	Perry.....29*		
1933	Hildebrand90	Ferrell16	1974	Perry216	Perry.....28		
1934	Pearson140	Pearson.....19	1975	Eckersley152	Perry.....10		
1935	Harder.....95	Harder17	1976	Eckersley200	Eckersley.....9		
1936	Allen165	Allen19	1977	Eckersley191	Garland21		
1937	Feller.....150	Allen14	1978	Wise.....106	Waits15		
1938	Feller.....240*	Feller20	1979	Monge.....108	Wise9		
1939	Feller.....246*	Feller24*(d)		Wise.....108			
1940	Feller.....261*	Feller31*	1970	Barker187*	Waits9		
1941	Feller.....260*	Feller28					

TEAM PITCHING LEADERS, 1901-2018 (continued)

STRIKEOUTS		COMPLETE GAMES		STRIKEOUTS		COMPLETE GAMES	
1981	Barker 127*	Barker 9	Blyleven 9	2001	Colón 201	Colón 1	Finley, Burba 1
1982	Barker 187	Barker 10		2002	Sabathia 149	Colón 4	
1983	Sutcliffe 160	Sutcliffe 10		2003	Sabathia 141	Sabathia 2	
1984	Blyleven 170	Blyleven 12		2004	Lee 161	Westbrook 5(h)	
1985	Blyleven 129	Blyleven 15		2005	Sabathia 161	Westbrook 2	
1986	Candiotti 167	Candiotti 17*		2006	Sabathia 172	Sabathia 6	
1987	Candiotti 111	Candiotti 7		2007	Sabathia 209	Sabathia 4	
1988	Swindell 180	Swindell 12		2008	Lee 170	Lee 4	
1989	Farrell 132	Farrell 7		2009	Lee 107	Lee 3	
1990	Swindell 135	Black 5		2010	Masterson 140	%Hernandez 4	
1991	Swindell 169	Swindell 7		2011	Masterson 158	Masterson 1	
1992	Nagy 169	Nagy 10				Carrasco 1	
1993	Mesa 118	Mesa 3		2012	Masterson 159	Masterson/Lowe 1	
1994	Nagy 108	Martinez 7		2013	Masterson 195	Masterson 3	
1995	Nagy 139	Martinez 3		2014	Kluber 269	Kluber 3	
1996	Nagy 167	McDowell 5	Nagy 5	2015	Kluber 245	Kluber 4(i)	
1997	Nagy 149	Colón 1	Hershiser 1	2016	Kluber 227	Kluber 3	
		Nagy, Ogea 1		2017	Kluber 265	Kluber 5 (k)	
1998	Colón 158	Colón 6		2018	Carrasco 231	Kluber 2 (m)	
1999	Burba 174	Burba 1	Colón, Nagy 1			Carrasco 2 (m)	
2000	Colón 212	Finley 3					

* Led American League, (b) Tied with Ehmke of Boston, (c) Tied with Grove of Philadelphia, (d) Tied with Newsom of Detroit, (e) Tied with Garver of St. Louis, (f) Tied with Porterfield of Washington, (g) Tied with Pierce of Chicago, (h) Tied with Mulder of Oakland and Ponson of Baltimore, (i) tied with Buehrle of Toronto (k) tied with Santana of Minnesota (m) tied with Paxton of Seattle & Berrios of Minnesota

%Pitched under name Fausto Carmona, 2006-2011

20 OR MORE SAVES IN ONE SEASON

46	Jose Mesa	1995	36	Chris Perez	2011	24	Cody Allen	2014
45	Joe Borowski	2007	34	Cody Allen	2015	23	Ernie Camacho	1984
45	Bob Wickman	2005	32	Doug Jones	1989	23	Chris Perez	2010
43	Doug Jones	1990	32	Bob Wickman	2001	21	Dave LaRoche	1976
40	Mike Jackson	1998	32	Cody Allen	2016	21	Dan Spillner	1982
39	Jose Mesa	1996	30	Cody Allen	2017	20	Ernie Camacho	1986
39	Mike Jackson	1999	29	Steve Olin	1992	20	Steve Karsay	2000
39	Chris Perez	2012	27	Cody Allen	2018	20	Bob Wickman	2002
37	Doug Jones	1988	25	Danys Baez	2003	20	Kerry Wood	2009
			25	Chris Perez	2013			

FOUR STRIKEOUTS IN ONE INNING

PITCHER	GAME	INNING
Guy Morton	June 11, 1916 vs. Philadelphia	7th inning
Lee Strange	September 2, 1964 at Washington	7th inning
Mike Paxton	July 21, 1978 vs. Seattle	5th inning
Paul Shuey	May 14, 1994 vs. Detroit	9th inning
Chuck Finley	April 16, 2000 vs. Texas	3rd inning
Justin Masterson	August 4, 2011 at Boston	2nd inning

CLUB PITCHING/SEASON

Games won, in a season	111; 1954
Games lost, in a season	105; 1991 (162 games)
Highest winning percentage, in a season721; 1954 (154 games, 111-43)
Lowest winning percentage, in a season329; 1991
Games won, in a month	26; August, 1954 (*won 26 in Sept/Oct 2017)
Games lost, in a month	24; July 1914; August 2012
Lowest ERA	2.02; 1908
Highest ERA	5.28; 1987
Most complete games.....	141; 1904
Fewest complete games.....	2; 2011 & 2012 (both 162 game seasons)
Most shutouts won	27; 1906
Most shutouts lost.....	24; 1914
Most consecutive shutouts	4; June 24 (G#2) — June 27 (G#1), 1903, August 15 (G#2) — August 20, 1948
Most consecutive shutout innings	47; August 15 (G#1) — August 21, 1948
Most 1-0 games won.....	7; 1989
Most 1-0 games lost	7; 1918 and 1955
Most one run games lost	36; 2005
Most shutouts won from one club.....	8; vs. Washington, 1965
Most saves	51; 2005 (162 games)
Fewest saves	21; 1973
Most innings pitched	1478; 1967 (162 games)
Fewest hits allowed.....	1087; 1968 (162 games)
Most runs allowed	957; 1987 (162 games)
Fewest runs allowed	459; 1908 (154 games)
Most earned runs allowed	835; 1987 (162 games)
Most home runs allowed	219; 1987 (162 games)
Fewest home runs allowed (since 1949).....	80; 1976 (162 games)
Most bases on balls	770; 1971 (162 games)
Fewest bases on balls	271; 1903 (140 games)
Most strikeouts.....	1614; 2017 (MLB Record, 162 games)
Most strikeouts, starters	1066; 2017 and 2018 (162 games)
Most strikeouts, relievers.....	548; 2017 (162 games)
Fewest strikeouts	315; 1924 (153 games)
Fewest wild pitches.....	10; 1943 (153 games)
Most no-hit games	2; 1908 (154 games)
Most one-hit (or fewer) games	6; 2015 (162 games, MLB record)
Most consecutive years with no-hit games by pitchers.....	3; 1946, 1947 and 1948
Most consecutive one-hit, nine inning games	2; vs. New York, September 25 and 26, 1907
Fewest opponents official at-bats.....	4933; 1945 (147 games)
Fewest opponents batters facing pitchers.....	5335; 1976 (159 games)
Most sacrifice flies allowed.....	73; 1984 (163 games)
Most games, ten or more strikeouts	92; 2017 (162 games)
Most individual starts, ten or more strikeouts	30; 2018 (162 games)
Most consecutive games, 10 or more strikeouts.....	13; Aug. 3-17, 2017 (MLB Record)
Most consecutive games, 12 or more strikeouts.....	8; Aug. 9-17, 2017 (MLB Record)

PINCH HITTING LEMON

According to **The Great Book of Baseball Knowledge** by David Nemeec, Bob Lemon holds the record for highest career pinch-hit batting average by a pitcher (minimum 100 Pinch At-bats). Lemon had 31 pinch hits in 109 pinch-hit at-bats for a .284 batting average from 1941 through 1958. Lemon spent his entire major league playing career with the Indians.

CLUB PITCHING/GAME

Most hits allowed, 9.0 inning game	25; vs. California, August 23, 1967 at Philadelphia, July 25, 1929, at Minnesota, June 4, 2002
Most hits allowed, extra inning game	27; at Washington, May 16, 1933
Most runs allowed	24; vs. Boston, August 21, 1986
Most runs allowed, inning	13; Philadelphia, July 7, 1923
Most runs allowed, inning, none out	12; at Boston, May 7, 2009
Most wild pitches, game	4; many times, last vs. Minnesota, June 23, 2013
Most home runs allowed, inning	4; 3x, last vs. Kansas City, June 29, 2001
Most extra base hits allowed, game	11; 9x, last at Toronto, Sept. 8, 2018
Most total bases allowed, game	43, at Philadelphia, July 25, 1929
Most total bases allowed, extra-inning game	40, two times, last at Chicago-AL, August 16, 2011
Most earned runs allowed	22; vs. Boston, August 21, 1986 at Minnesota, June 4, 2002
Most home runs allowed	7; Milwaukee, April 29, 1980 7; Oakland, July 6, 1990 7; Texas, August 1, 2003
Most strikeouts, nine innings	19, three times, at Minnesota (day), August 17, 2017
Most strikeouts, extra innings	21; vs. Detroit, September 18, 1966
Most pitchers, 9.0 game	9; two times, vs. Chicago-NL, June 17, 2015
Most pitchers, extra-inning game	10; four times, at Minnesota, last Sept. 10, 2016 (12IP)
Most innings pitched, extra-inning game	21; at Minnesota, August 31, 1993
Most walks, 9.0 game	15; 3x, last at Baltimore, September 28, 1973 (game 2)
Most walks, extra innings	19; vs. Washington, September 14, 1971
Most intentional walks, 9.0 game	5; at Washington, September 2, 1970
Most intentional walks, extra inning game	5; 3x, last July 16, 1991 vs. Oakland
Most balks, game	3; vs. Kansas City, August 21, 1988 3; vs. Philadelphia, May 12, 1930
Most hit by pitch	5; vs. Chicago, May 30, 1956 (game 1)

200 OR MORE STRIKEOUTS IN ONE SEASON

SO	PITCHER	YEAR	SO	PITCHER	YEAR
348	Bob Feller	1946	236	Sam McDowell	1967
325	Sam McDowell	1965	234	Gaylord Perry	1972
304	Sam McDowell	1970	231	Carlos Carrasco	2018
283	Sam McDowell	1968	227	Corey Kluber	2016
279	Sam McDowell	1969	226	Carlos Carrasco	2017
269	Corey Kluber	2014	225	Sam McDowell	1966
265	Corey Kluber	2017	222	Corey Kluber	2018
264	Luis Tiant	1968	221	Trevor Bauer	2018
263	Herb Score	1956	219	Luis Tiant	1967
261	Bob Feller	1940	216	Gaylord Perry	1974
260	Bob Feller	1941	216	Carlos Carrasco	2015
246	Bob Feller	1939	212	Bartolo Colón	2000
245	Corey Kluber	2015	209	C. C. Sabathia	2007
245	Herb Score	1955	207	Mike Clevinger	2018
240	Bob Feller	1938	201	Bartolo Colón	2001
238	Gaylord Perry	1973	200	Dennis Eckersley	1976

OTHER NO-HITTERS

Earl Moore's 1901 no hitter (5/9/01) was one of those affected by a 1991 ruling regarding no-hitters. Moore pitched nine no-hit innings, but allowed hits in the 10th inning in a 4-2 loss against Chicago. One no hitter pitched against Cleveland prior to 1991 was also affected by the 1991 ruling. Tom Hughes (8/30/10) allowed a hit in the 10th and lost the game, 5-0, in the 11th. On April 12, 1992 Matt Young did not allow a hit in a 2-1 Tribe win over Boston at Cleveland Stadium. Young pitched the entire eight innings for Boston (Cleveland did not bat in the ninth), but, based on the 1991 ruling, did not receive credit for a no-hitter.

NO-HIT GAMES BY INDIANS (14)

(CG, 9.0 OR MORE INNINGS)

DATE	PITCHER	OPPONENT	SCORE	PLAYED AT
Sept. 18, 1908	Robert Rhoads	Boston	2-1	Cleveland
Oct. 2, 1908	(b) Adrian "Addie" Joss	Chicago	1-0	Cleveland
April 20, 1910	Adrian "Addie" Joss	Chicago	1-0	Chicago
Sept. 10, 1919	Ray Caldwell	New York	3-0	New York
April 29, 1931	Wes Ferrell	St. Louis	9-0	Cleveland
April 16, 1940	(c) Bob Feller	Chicago	1-0	Chicago
April 30, 1946	Bob Feller	New York	1-0	New York
July 10, 1947	(d) Don Black	Philadelphia	3-0	Cleveland
June 30, 1948	(e) Bob Lemon	Detroit	2-0	Detroit
July 1, 1951	(f) Bob Feller	Detroit	2-1	Cleveland
June 10, 1966	(e) Sonny Siebert	Washington	2-0	Cleveland
July 19, 1974	(e) Dick Bosman	Oakland	4-0	Cleveland
May 30, 1977	(e) Dennis Eckersley	California	1-0	Cleveland
May 15, 1981	(b) Len Barker	Toronto	3-0	Cleveland

(a) Pitched nine hitless innings. lost in 10th inning on two hits. (b) Perfect game. (c) Opening Day.
 (d) First game of two-night doubleheader. (e) Night game. (f) First game of doubleheader

NO-HIT GAMES AGAINST INDIANS (11)

DATE	PITCHER	OPPONENT	SCORE	PLAYED AT
May 12, 1910	Chief Bender	Philadelphia	4-0	Philadelphia
May 31, 1914	Joe Benz	Chicago	6-1	Chicago
Aug. 26, 1916	Joe Bush	Philadelphia	5-0	Philadelphia
Aug. 31, 1935	Vern Kennedy	Chicago	5-0	Chicago
Aug. 27, 1938	(h) Monte Pearson	New York	13-0	New York
July 12, 1951	(i) Allie Reynolds	New York	1-0	Cleveland
Sept. 16, 1965	Dave Morehead	Boston	2-0	Boston
Aug. 25, 1967	(j) Dean Chance	Minnesota	2-1	Cleveland
Sept. 2, 1990	Dave Stieb	Toronto	3-0	Cleveland
Sept. 4, 1993	Jim Abbott	New York	4-0	New York
July 27, 2011	Ervin Santana	Los Angeles (AL)	3-1	Cleveland

(h) Second game of doubleheader. (i) Night game. (j) Second game of two-night doubleheader

15 OR MORE STRIKEOUTS IN ONE GAME (20)

SO	PITCHER	GAME
19	Luis Tiant	July 3, 1968 vs. Minnesota (10.0IP)
18	Corey Kluber	May 13, 2015 vs. St. Louis (8.0IP)
18	Bob Feller	October 2, 1938 vs. Detroit (9.0IP, game 1)
17	Bob Feller	September 13, 1936 vs. Philadelphia (9.0IP, game 1)
16	Bob Feller	August 25, 1937 vs. Boston (9.0IP, game 1)
16	Herb Score	May 1, 1955 vs. Boston (9.0IP, game 2)
16	Sam McDowell	Sept. 4, 1965 at Baltimore (10.0IP)
16	Luis Tiant	August 22, 1967 vs. California (9.0IP)
16	Sam McDowell	May 1, 1968 vs. Oakland (9.0IP)
16	Luis Tiant	September 9, 1968 at Minnesota (9.0IP)
15	Bob Feller	August 23, 1936 vs. St. Louis (9.0IP)
15	Herb Score	May 19, 1956 vs. Washington (9.0IP)
15	Pedro Ramos	July 31, 1963 vs. Los Angeles (8.1IP, game 2)
15	Sam McDowell	June 5, 1965 vs. Detroit (10IP)
15	Sonny Siebert	June 17, 1965 vs. Washington (9.0IP)
15	Sam McDowell	July 12, 1968 at Oakland (8.2IP)
15	Sam McDowell	May 6, 1970 at Chicago (8.1IP)
15	Sam McDowell	July 6, 1970 vs. Washington (8.2IP)
15	Greg Swindell	May 10, 1987 vs. Kansas City (9.0IP)
15	Carlos Carrasco	September 25, 2015 at Kansas City (9.0IP)

INDIVIDUAL LIFETIME PITCHING RECORDS

Most games won.....266	Bob Feller	Most one-hit games.....12	Bob Feller
Most years winning 20 or more games.....7	Bob Lemon	Most seasons.....20	Mel Harder ('28-'47)
Most defeats.....186	Mel Harder	Most games.....582	Mel Harder
Most games started.....484	Bob Feller	Most bases on balls.....1764	Bob Feller
Most completed games.....279	Bob Feller	Most hit by pitcher.....95	George Uhle
Most innings pitched.....3827	Bob Feller	Most strikeouts.....2581	Bob Feller
Most no-hit games.....3	Bob Feller	Most shutouts.....45	Addie Joss
Most home runs allowed.....224	Bob Feller	Most saves.....149	Cody Allen
		Most Relief Appearances.....456	Cody Allen

INDIVIDUAL PITCHING/GAME & INNING

Most innings pitched.....	19; Stan Coveleski, May 24, 1918
Most hits allowed.....	23; Bock Baker, April 28, 1901
Most home runs, inning (c).....	4; Cal McLish, May 27, 1957 / Dave Burba, June 29, 2001
Most home runs, game.....	5; Luis Tiant, April 18, 1969 / Gary Bell, April 29, 1962
Most runs allowed, game.....	15; Bob Feller, August 26, 1938 vs. New York (game1)
Most base on balls, game.....	11; 6x, last by Sam McDowell, July 4, 1964
Most intentional walks, game.....	5; Sam McDowell, September 2, 1970
Most consecutive home runs allowed, inning.....	3; last by Carl Pavano, July 27, 2009
Most strikeouts, 9.0 IP game.....	18; Bob Feller, Oct. 2, 1938 vs. Detroit; Corey Kluber, May 13, 2015 vs. St. Louis
Most strikeouts, extra inning game.....	19; Luis Tiant, July 3, 1968 vs. Minnesota
Most consecutive strikeouts.....	7; Corey Kluber, May 4, 2014 vs. Chicago-AL
Three strikeouts, one inning, 9 pitches.....	Carlos Carrasco, July 7, 2017 vs. Detroit (5th inning)
Most consecutive strikeouts to start game.....	6; Bartolo Colon, July 26, 2000 at Toronto
Most consecutive walks to start game (c).....	4; Bartolo Colon, June 29, 2000 at Kansas City
Most strikeouts, two consecutive games (RHP) (b).....	32; Luis Tiant, June 29 (13) and July 3 (19), 1968
Most strikeouts, two consecutive games (LHP).....	30; Sam McDowell, May 1 (16) and May 6 (14), 1968
Most strikeouts, three consecutive games.....	41; Luis Tiant, June 23 (9), June 29 (13), July 3 (19), 1968
Most hit batters, game.....	3; 16 times, last by Trevor Bauer, Sept. 18, 2016
Most hit batters, inning (c).....	3; Bud Black, July 8, 1988, fourth inning
Most balks, game.....	3; Milburn Shoffner, May 12, 1930
Most balks, inning (c).....	3; Milburn Shoffner, May 12, 1930
Most wild pitches.....	4; four times, last Jake Westbrook, April 5, 2010
Most consecutive games pitched.....	8; Ed Klieman, July 18-22, 1948
Most consecutive innings without a walk.....	48; Paul Byrd, April 26—June 6, 2007
Most consecutive starts, 8 or more strikeouts.....	14; Corey Kluber, June 1-Aug. 13, 2017
Most consecutive starts, 10 or more strikeouts.....	5, two times, both Kluber, last July 15-Aug. 8, 2017
Most consecutive starts, 11 or more strikeouts.....	5; Corey Kluber, July 15-Aug. 8, 2017
Most consecutive starts, 12 or more strikeouts.....	3; Corey Kluber, July 15-29, 2017

b) Ties American League Record, (c) Ties Major League Record

ALL-TIME ROOKIE RECORDS INDIVIDUAL SEASON PITCHING

Highest season percentage.....	.773	CC Sabathia, 2001
Most victories (LH).....	23	Vean Gregg, 1911
Most victories (RH).....	21	Wes Ferrell, 1929
Lowest ERA (LH).....	1.80	Vean Gregg, 1911
Lowest ERA (RH).....	2.05	Glenn Liebhardt, 1907
Most losses (LH).....	11	Dick Stigman, 1960
Most losses (RH).....	17	Jim Bagby, 1916
Most games started.....	34	Glenn Liebhardt, 1907; Dick Tidrow, 1972
Most complete games.....	28	Earl Moore, 1901; Addie Joss, 1902
Most shutouts.....	6	Gene Bearden, 1948
Most strikeouts (LH).....	245	Herb Score, 1955 ^(b)
Most strikeouts (RH).....	152	Dennis Eckersley, 1975
Most innings pitched.....	280.1	Glenn Liebhardt, 1907
Most saves (LH).....	9	Dick Stigman, 1960
Most saves (RH).....	18	Tom Buskey, 1974
Most relief wins (LH).....	8	Scott Bailes, 1986
Most relief wins (RH).....	10	Julian Tavarez, 1995
Most relief appearances (LH).....	54	Steve Mingori, 1971
Most relief appearances (RH).....	58	Tom Waddell, 1984

(a) Major League Record, (b) American League Record

INDIVIDUAL PITCHING/SEASON

Most games (LHP)	76	Sid Monge, 1979
Most games (RHP)	80	Bryan Shaw, 2014
Most games started	44	George Uhle, 1923
Most complete games	36	Bob Feller, 1946
Most innings pitched	371	Bob Feller, 1946
Most wins (LHP)	23	Vean Gregg, 1911
Most wins (RHP)	31	Jim Bagby, Sr., 1920
Most consecutive wins	15	Johnny Allen, 1937; Gaylord Perry, 1974
Most consecutive road wins	16	Cal McLish, 1958-59
Most wins, relief	12	Sid Monge, 1979; Dan Spillner, 1982
Most losses, LHP	22	Pete Dowling, 1901
Most losses, RHP	20	Luis Tiant, 1969
Most consecutive losses	13	Guy Morton, 1914
Most losses, relief	11	Frank Funk, 1961
Most saves (LHP)	21	Dave LaRoche, 1976
Most saves (RHP)	46	Jose Mesa, 1995
Most consecutive saves	38	Jose Mesa, 1995
Most games finished	65	Mike Jackson, 1999
Most shutouts	10	Bob Feller, 1946; Bob Lemon, 1948
Most shutout losses	7	Bob Feller, 1946
Most consecutive shutouts	4	Luis Tiant, 1968
Most consecutive shutout innings	41	Luis Tiant, 1968
Most consecutive shutout innings, relief	35	Al Benton, 1949
Most consecutive hitless innings	22.1	Dennis Eckersley, 1977
Most strikeouts (LHP)	325	Sam McDowell, 1965
Most strikeouts (RHP)	348	Bob Feller, 1946
Most bases on balls	208	Bob Feller, 1938 ^(b)
Most wild pitches	18	Sam McDowell, 1967; Otto Hess, 1905
Most hit batsmen	24	Otto Hess, 1906
Most balks	8	Tom Candiotti, 1989
Most hits allowed	378	George Uhle, 1923
Most runs allowed	167	George Uhle, 1923
Most earned runs allowed	150	George Uhle, 1923
Most home runs allowed	37	Luis Tiant, 1969
Most sacrifice hits	25	Bob Feller, 1946
Most sacrifice flies	16	Wes Ferrell and Mel Harder, 1930
Most grand slams allowed, season	3	Mel Harder, 1938; Cliff Lee, 2005
Lowest ERA (LHP)	1.80	Vean Gregg, 1911
Lowest ERA (RHP)	1.16	Addie Joss, 1908
Highest winning percentage	0.938	Johnny Allen (15-1), 1937 ^(b)
Most GS with HR allowed in consecutive starts	15	Josh Tomlin, June 9-August 30, 2016
Lowest winning percentage	0.071	Guy Morton (1-13), 1914; Steve Hargan (1-13), 1971
Most 1-0 games won	3	Addie Joss, 1908; Stan Coveleski, 1917; Jim Bagby, Jr., 1943; Bob Feller, 1946; Greg Swindell, 1988; Justin Masterson, 2013
Most low-hit (no-hit, one-hit) games	3	Addie Joss, 1907; Bob Feller, 1946
Consecutive one-hitters	2	Sam McDowell, April 25-May 1, 1966
Most pitchers with at least 150 strikeouts	4	3x, 2018 (Last done; Bauer/Carrasco/Kluber/Clevinger)(c)
Most pitchers with at least 175 strikeouts	4	2018 (Bauer/Carrasco/Kluber/Clevinger) (a; w/'90 Mets)
Most pitchers with at least 200 strikeouts	4	2018 (Bauer/Carrasco/Kluber/Clevinger) (a)

(a) Major League Records, (b) American League Records, (c) tied American League Record

INDIANS 20-GAME WINNERS

YEAR	PLAYER	W	L	YEAR	PLAYER	W	L
1903	Earl Moore	20	8	1935	Mel Harder	22	11
1904	Bill Bernhard	23	13	1936	Johnny Allen	20	10
1905	Addie Joss	20	12	1939	Bob Feller	24	9
1906	Bob Rhodes	22	10	1940	Bob Feller	27	11
	Addie Joss	21	9	1941	Bob Feller	25	13
	Otto Hess	20	17	1946	Bob Feller	26	15
1907	Addie Joss	27	11	1947	Bob Feller	20	11
1908	Addie Joss	24	11	1948	Gene Bearden	20	7
1911	Vean Gregg	23	7		Bob Lemon	20	14
1912	Vean Gregg	20	13	1949	Bob Lemon	22	10
1913	Cy Falkenberg	23	10	1950	Bob Lemon	23	11
	Vean Gregg	20	13	1951	Bob Feller	22	8
1917	Jim Bagby	23	13		Mike Garcia	20	13
1918	Stanley Coveleski	22	13		Early Wynn	20	13
1919	Stanley Coveleski	24	12	1952	Early Wynn	23	12
1920	Jim Bagby	31	12		Mike Garcia	22	11
	Stanley Coveleski	24	14		Bob Lemon	22	11
	Ray Caldwell	20	10	1953	Bob Lemon	21	15
1921	Stanley Coveleski	23	13	1954	Bob Lemon	23	7
1922	George Uhle	22	16		Early Wynn	23	11
1923	George Uhle	26	16	1956	Herb Score	20	9
1924	Joe Shaute	20	17		Early Wynn	20	9
1926	George Uhle	27	11		Bob Lemon	20	14
1929	Wes Ferrell	21	10	1962	Dick Donovan	20	10
1930	Wes Ferrell	25	13	1968	Luis Tiant	21	9
1931	Wes Ferrell	22	12	1970	Sam McDowell	20	12
1932	Wes Ferrell	23	13	1972	Gaylord Perry	24	16
1934	Mel Harder	20	12	1974	Gaylord Perry	21	13
				2008	Cliff Lee	22	3
				2018	Corey Kluber	20	7

ALL-TIME TEAM RECORDS/PITCHING

INDIAN PITCHERS WHO LED AMERICAN LEAGUE IN EARNED RUN AVERAGE

PITCHER	YEAR	G	IP	ERA
Earl Moore	1903	29	248	1.74
Addie Joss	1904	25	192	1.59
Addie Joss	1908	42	325	1.16
Vean Gregg	1911	34	245	1.80
Stanley Coveleski	1920	41	315	2.49
Stanley Coveleski	1923	33	228	2.76
Monte Pearson	1933	19	135	2.33
Bob Feller	1940	43	320	2.61
Gene Bearden	1948	37	230	2.43
Early Wynn	1950	32	214	3.20
Mike Garcia	1954	45	259	2.64
Sam McDowell	1965	42	273	2.18
Luis Tiant	1968	34	258	1.60
Rick Sutcliffe	1982	34	216	2.96
Kevin Millwood	2005	30	192	2.86
Cliff Lee	2008	31	223	2.54
Corey Kluber	2017	29	203	2.25

INDIAN PITCHERS WHO LED AMERICAN LEAGUE IN GAMES WON

PLAYER	YEAR	NO.
* Addie Joss	1907	27
Jim Bagby	1920	31
George Uhle	1923	26
George Uhle	1926	27
Bob Feller	1939	24
Bob Feller	1940	27
Bob Feller	1941	25
* Bob Feller	1946	26
Bob Feller	1947	20
Bob Lemon	1950	23
Bob Feller	1951	22
* Early Wynn	1954	23
* Bob Lemon	1954	23
* Bob Lemon	1955	18
* Jim Perry	1960	18
* Gaylord Perry	1972	24
Cliff Lee	2008	22
* Corey Kluber	2014	18
* Corey Kluber	2017	18
* Carlos Carrasco	2017	18

* Tied for American League leadership

INDIAN PITCHERS WHO LED A.L. IN WON-LOST PERCENTAGE

PITCHER	YEAR	W	L	PCT.
Bill Bernhard	1902	18	5	.783
Ed Klepfer	1917	13	4	.765
Jim Bagby	1920	31	12	.721
George Uhle	1926	27	11	.711
Johnny Allen	1937	15	1	.938
Bob Feller	1951	22	8	.733
Cliff Lee	2005	18	5	.783
Cliff Lee	2008	22	3	.880

INDIAN PITCHERS WHO LED AMERICAN LEAGUE IN STRIKEOUTS

PLAYER	YEAR	NO.
Stan Coveleski	1920	133
Bob Feller	1938	240
Bob Feller	1939	246
Bob Feller	1940	261
Bob Feller	1941	260
Allie Reynolds	1943	151
Bob Feller	1946	348
Bob Feller	1947	196
Bob Feller	1948	164
Bob Lemon	1950	170
Herb Score	1955	245
Herb Score	1956	263
Early Wynn	1957	184
Sam McDowell	1965	325
Sam McDowell	1966	225
Sam McDowell	1968	283
Sam McDowell	1969	279
Sam McDowell	1970	304
Len Barker	1980	187
Len Barker	1981	127

INDIAN PITCHERS WHO LED AMERICAN LEAGUE IN COMPLETE GAMES

PLAYER	YEAR	NO.
Jim Bagby	1920	30
George Uhle	1923	30
* Sherry Smith	1925	22
George Uhle	1926	32
* Wes Ferrell	1931	27
* Bob Feller	1939	24
Bob Feller	1940	31
Bob Feller	1946	36
Bob Lemon	1948	20
* Bob Lemon	1950	22
Bob Lemon	1952	28
* Bob Lemon	1954	21
* Bob Lemon	1956	21
Gaylord Perry	1972	29
Gaylord Perry	1973	29
Tom Candiotti	1986	17
* Jake Westbrook	2004	5
CC Sabathia	2006	6
* Corey Kluber	2015	4
* Corey Kluber	2017	5
* Corey Kluber	2018	2
* Carlos Carrasco	2018	2

**INDIAN PITCHERS WHO LED
AMERICAN LEAGUE IN INNINGS**

PLAYER	YEAR	NO.
Corey Kluber	2018	215.0
CC Sabathia	2007	241.0
* Sam McDowell	1970	305.0
Early Wynn	1954	270.2
Bob Lemon	1953	286.2
Bob Lemon	1952	309.2
Early Wynn	1951	274.1
Bob Lemon	1950	288.0
Bob Lemon	1948	293.2
Bob Feller	1947	299.0
Bob Feller	1946	371.1
Jim Bagby, Jr	1943	273.0
Bob Feller	1941	343.0
Bob Feller	1940	320.1
Bob Feller	1939	296.2
George Uhle	1926	318.1
George Uhle	1923	357.2
Jim Bagby, Sr	1920	339.2

* Tied for American League leadership

**INDIAN PITCHERS WHO LED
AMERICAN LEAGUE IN SHUTOUTS**

PLAYER	YEAR	NO.
Addie Joss	1902	5
Stan Coveleski	1917	9
George Uhle	1922	5
Stan Coveleski	1923	5
* Clint Brown	1930	3
Oral Hildebrand	1933	6
* Mel Harder	1934	6
* Bob Feller	1940	4
* Al Milnar	1940	4
Bob Feller	1941	6
Bob Feller	1946	10
Bob Feller	1947	5
Bob Lemon	1948	10
* Mike Garcia	1952	6
* Mike Garcia	1954	5
Herb Score	1956	5
* Jim Perry	1960	4
* Dick Donovan	1962	5
* Sam McDowell	1966	5
* Luis Tiant	1966	5
* Steve Hargan	1967	6
Luis Tiant	1968	9
* C.C. Sabathia	2006	2
* Jeremy Sowers	2006	2
* Jake Westbrook	2006	2
* Paul Byrd	2007	2
* Cliff Lee	2008	2
* CC Sabathia	2008	3
* Justin Masterson	2013	3
Corey Kluber	2016	2
* Corey Kluber	2017	2
* Corey Kluber	2018	1
* Mike Clevinger	2018	1

* Tied for American League leadership

**INDIAN PITCHERS WHO LED
AMERICAN LEAGUE IN GAMES PITCHED**

PLAYER	YEAR	NO.
* Bryan Shaw	2017	79
Bryan Shaw	2016	75
Bryan Shaw	2014	80
Ray Narleski	1955	60
Ed Klieman	1947	58
Bob Feller	1946	48
Joe Heving	1944	63
Bob Feller	1941	44
Bob Feller	1940	43
Johnny Humphries	1938	45
Jim Bagby	1920	48
* Jim Bagby	1918	45

FELLER'S TRIPLE CROWN

For pitchers, an equivalent of batting's Triple Crown is leading the league in wins, strikeouts, and ERA in a single season. Bob Feller accomplished this feat in 1940 with 27 wins, 261 strikeouts, and a 2.61 ERA. Feller captured two legs of this Triple Crown in 1939 (24 wins, 246 strikeouts), 1941 (25 wins, 260 strikeouts), 1946 (26 wins, 348 strikeouts), and 1947 (20 wins, 196 strikeouts). Bob Lemon (23 wins, 170 strikeouts) in 1950 and Sam McDowell (2.18 ERA, 325 strikeouts) in 1965 also came within one title of the Triple Crown.

CLUB FIELDING/SEASON

Highest fielding percentage.....	988	2000	(162 games)
Lowest fielding percentage.....	941	1901	(138 games)
Most putouts.....	4463	1964	(164 games)
Fewest putouts.....	3907	1945	(147 games)
Most assists.....	2206	1907	(158 games)
Fewest assists.....	1353	2018	(162 games)
Most total chances.....	6563	1910	(161 games)
Fewest total chances.....	5470	1945	(147 games)
Most errors.....	336	1901	(138 games)
Fewest errors.....	72	2000	(162 games)
Most errorless games.....	102	2018	(162 games)
Most consecutive errorless games.....	11	1967 and 1979	
Most double plays.....	197	1953	(155 games)
Fewest double plays.....	77	1915	(154 games)
Most consecutive games, one or more DP.....	25	1953	(38 double plays)
Most passed balls.....	35	1958	(153 games)
Fewest passed balls.....	3	1943	(153 games)
Most times five or more double plays.....	3	1970	(162 games)

CLUB FIELDING/GAME

Most double plays.....	6	vs. California, July 10, 1988;
	6	vs. Detroit, September 27, 1952
	6	vs. Washington, August 5, 1948
	6	vs. Kansas City, April 21, 2009
Most putouts, infield.....	25	vs. Boston, August 9, 1922
Most putouts, outfield.....	18	vs. St. Louis, September 28, 1929
Most assists, infield.....	22	at Minnesota, May 15, 2012
Most assists, outfield.....	5	vs. St. Louis, May 1, 1928
Fewest assists.....	0	vs. New York, July 4, 1945
Most errors, inning.....	7	vs. Chicago, September 20, 1905
Most assists, inning.....	10	vs. Philadelphia, August 17, 1921

TOP FIELDING PERCENTAGE/SEASON

POSITION	RECORD	PLAYER	YEAR
First baseman	.997	Boog Powell/Carlos Santana	1975/2015
Second baseman	.993	Roberto Alomar	2001
Third baseman	.984	Willie Kamm	1933
Shortstop	.995	Omar Vizquel	2000
Outfielders	1.000(b-c)	Rocky Colavito/Michael Brantley	1965/2013
Catchers	.997	Jim Hegan	1955

(b, c) Ties American League and Major League Baseball record

RECORD FOR ERRORS BY A PITCHER

Jason Davis' six errors in 2003 equaled the club record for errors by a pitcher in single-season...Equaled Otto Hess' 1906 club mark of six.

INDIVIDUAL FIELDING/GAME

Most putouts, second baseman.....	12	Vern Fuller, April 11, 1969 (11 innings)
	11	Roy Hughes, August 4, 1937 (9 innings)
Most putouts, third baseman	7	Bill Bradley, Sept. 21, 1901 & May 13, 1909
Most putouts, outfielder	12	Harry Bay, July 19, 1904 (12 innings)
Most assists, catcher, inning.....	3	Carlos Santana, August 28, 2012
Most putouts, pitcher.....	6	Bert Blyleven, June 24, 1984
Most assists, pitcher, inning.....	3	Joe Smith, Sept. 18, 2011
Most assists, first baseman	6	Pat Tabler, June 24, 1984
Most assists, second baseman	13	Bobby Avila, July 1, 1952 (19 innings)
Most assists, second baseman(inning)	4	Jason Kipnis, June 22, 2014
Most assists, third baseman	10	Ken Keltner, September 13, 1948
Most assists, shortstop.....	12	Lou Boudreau, September 14, 1939
Most assists, outfielder	4	Sam Langford, May 1, 1928
Most assists, outfielder, inning	2	Frank Baker, August 5, 1969
	2	Gene Woodling, July 18, 1957
	2	Juan Gonzalez, April 28, 2001
	2	Russell Branyan, August 6, 2001
	2	Casey Blake, September 13, 2006
	2	Shin-Soo Choo, April 24, 2011
	2	Lonnie Chisenhall, Sept. 10, 2015
Most double plays, shortstop.....	5	Julio Franco, June 9, 1984
Most double plays,first baseman	6	Eddie Robinson, August 5, 1948
		Ryan Garko, April 21, 2009
Most double plays, second baseman, extra inning game.....	6	Joe Gordon, August 31, 1949
Most double plays, second baseman, 9.0 IP.....	5	Carlos Baerga, September 13, 1991
Most errors, second baseman, inning	3	Bill Wambsganss, May 15, 1923
Most errors, shortstop, inning.....	4	Ray Chapman, June 20, 1914
Most errors, third baseman, inning.....	3	Andy Marte, June 10, 2010
Most errors, catcher, inning	3	John Peters, May 16, 1918
Most errors, outfielder, inning.....	3	Harry Bay, June 29, 1905
Unassisted triple play.....		last by Asdrubal Cabrera, May 13, 2008

INDIVIDUAL FIELDING/SEASON

First Basemen	Record	Player	Year
Putouts	1567	Hal Trosky	1935
Assists	155	Mickey Vernon	1949
Errors	40	Charles Hickman	1903
Fewest errors	3	Boog Powell/Carlos Santana	1975/2015
Total chances	1671	Chick Candil	1916
Double Plays	168	Mickey Vernon	1949
Second Basemen	Record	Player	Year
Games	160	Carlos Baerga	1992
Putouts	450	Nap Lajoie	1908
Assists	557	Johnny Hodapp	1930
Errors	56	Erwin Beck	1901
Fewest errors	3	Nap Lajoie	1905
Total Chances	988	Nap Lajoie	1908
Double plays	138	Carlos Baerga	1992

Third Basemen	Record	Player	Year
Putouts	192	Bill Bradley	1901
Assists	412	Graig Nettles	1971
Errors	43	Bill Bradley	1908
Fewest errors	4	Ken Keltner	1949
Total chances	587	Graig Nettles	1971
Double plays	54	Graig Nettles	1971
Shortstops	Record	Player	Year
Putouts	378	Ray Chapman	1918
Assists	570	Terry Turner	1906
Errors	98	John Gochnaur	1903
Fewest errors (min 700 TC)	5	Omar Vizquel	1998
Total chances	897	Ray Chapman	1915
Consecutive errorless games	95	Omar Vizquel	1999-2000
Double plays	134	Lou Boudreau	1944
Catchers	Record	Player	Year
Games	152	Jim Hegan	1949
Putouts	1052	Yan Gomes	2014
Assists	175	Steve O'Neill	1915
Errors	24	Jack Clark	1907
Fewest errors	2	Jim Hegan	1955
Total chances	1139	Yan Gomes	2014
Double plays	36	Steve O'Neill	1916
Outfielders	Record	Player	Year
Games	162	Rocky Colavito	1965
Putouts	448	Brett Butler	1984
Assists	32	Joe Jackson	1911
Errors	22	Jack Graney	1911
Fewest errors	0	Rocky Colavito	1965
Fewest errors	0	Michael Brantley	2013
Total chances	465	Brett Butler	1984
Double plays	10	Tris Speaker	1916
Consecutive errorless games	247	Michael Brantley	2012-14
Pitchers	Record	Player	Year
Games	80	Bryan Shaw	2014
Putouts	36	Larry Sorenson	1983
Assists	143	Addie Joss	1907
Errors	6	Otto Hess Jason Davis	1906 2003
Double plays	15	Bob Lemon	1953

Best double play combo Ray Mack, Lou Boudreau, 245 DPs,1943

Most unassisted double plays, outfielder 2; Tris Speaker, 1918 and Jose Cardenal, 1968

INDIANS YEAR-BY-YEAR HOME/ROAD BREAKDOWN

YEAR	HOME			ROAD			YEAR	HOME			ROAD		
	W	L	PCT	W	L	PCT		W	L	PCT	W	L	PCT
1901	28	39	.418	26	43	.377	1946	36	41	.468	32	45	.416
1902	40	25	.615	29	42	.408	1947	38	39	.494	42	35	.545
1903	49	25	.662	28	38	.424	1948	48	30	.615	49	28	.636
1904	44	31	.587	42	34	.553	1949	49	28	.636	40	37	.519
1905	41	36	.532	35	42	.455	1950	49	28	.636	43	34	.558
1906	47	30	.610	42	34	.553	1951	53	24	.688	40	37	.519
1907	46	31	.597	39	36	.520	1952	49	28	.636	44	33	.571
1908	51	26	.662	39	38	.506	1953	53	24	.688	39	38	.506
1909	39	37	.513	32	45	.416	1954	59	18	.766	52	25	.675
1910	39	36	.520	32	45	.416	1955	49	28	.636	44	33	.571
1911	46	30	.605	34	43	.442	1956	46	31	.597	42	35	.545
1912	41	35	.539	34	43	.442	1957	40	37	.519	36	40	.474
1913	45	32	.584	41	34	.547	1958	42	34	.553	35	42	.455
1914	32	47	.405	19	55	.257	1959	43	34	.558	46	31	.597
1915	27	50	.351	30	45	.400	1960	39	38	.506	37	40	.481
1916	44	33	.571	33	44	.429	1961	40	41	.494	38	42	.475
1917	44	34	.564	44	32	.579	1962	43	38	.531	37	44	.457
1918	38	22	.633	35	32	.522	1963	41	40	.506	38	43	.469
1919	44	25	.638	40	30	.571	1964	41	40	.506	38	43	.469
1920	51	27	.654	47	29	.618	1965	52	30	.634	35	45	.438
1921	51	26	.662	43	34	.558	1966	41	40	.506	40	41	.494
1922	44	35	.557	34	41	.453	1967	36	45	.444	39	42	.481
1923	42	36	.538	40	35	.533	1968	43	37	.538	43	38	.531
1924	37	38	.493	30	48	.385	1969	33	48	.407	29	51	.363
1925	37	39	.487	33	45	.423	1970	43	38	.531	33	48	.407
1926	49	31	.613	39	35	.527	1971	29	52	.358	31	50	.383
1927	35	42	.455	31	45	.408	1972	43	34	.558	29	50	.367
1928	28	49	.364	34	43	.442	1973	34	47	.420	37	44	.457
1929	44	32	.579	37	39	.487	1974	40	41	.494	37	44	.457
1930	44	33	.571	37	40	.481	1975	41	39	.513	38	41	.481
1931	45	31	.592	33	45	.423	1976	44	35	.557	37	43	.463
1932	43	33	.566	44	32	.579	1977	37	44	.457	34	46	.425
1933	45	32	.584	30	44	.405	1978	42	36	.538	27	54	.333
1934	47	31	.603	38	38	.500	1979	47	34	.580	34	46	.425
1935	48	29	.623	34	42	.447	1980	44	35	.557	35	46	.432
1936	49	30	.620	31	44	.413	1981	25	29	.463	27	22	.551
1937	50	28	.641	33	43	.434	1982	41	40	.506	37	44	.457
1938	46	30	.605	40	36	.526	1983	36	45	.444	34	47	.420
1939	44	33	.571	43	34	.558	1984	41	39	.513	34	48	.415
1940	51	30	.630	38	35	.521	1985	38	43	.469	22	59	.272
1941	42	35	.545	33	44	.429	1986	45	35	.563	39	43	.476
1942	39	39	.500	36	40	.474	1987	35	46	.432	26	55	.321
1943	44	33	.571	38	38	.500	1988	44	37	.543	34	47	.420
1944	39	38	.506	33	44	.429	1989	41	40	.506	32	49	.395
1945	44	33	.571	29	39	.426	1990	41	40	.506	36	45	.444

YEAR	HOME			ROAD			YEAR	HOME			ROAD		
	W	L	PCT	W	L	PCT		W	L	PCT	W	L	PCT
1991	30	52	.366	27	53	.338	2006	44	37	.543	34	47	.420
1992	41	40	.506	35	46	.432	2007	51	29	.638	45	37	.549
1993	46	35	.568	30	51	.370	2008	45	36	.556	36	45	.444
1994	35	16	.686	31	31	.500	2009	35	46	.432	30	51	.370
1995	54	18	.750	46	26	.639	2010	38	43	.469	31	50	.383
1996	51	29	.638	48	33	.593	2011	44	37	.543	36	45	.444
1997	44	37	.543	42	38	.525	2012	37	44	.457	31	50	.383
1998	46	35	.568	43	38	.531	2013	51	30	.630	41	40	.506
1999	47	34	.580	50	31	.617	2014	48	33	.593	37	44	.457
2000	48	33	.593	42	39	.519	2015	39	41	.488	42	39	.519
2001	44	36	.550	47	35	.573	2016	53	28	.654	41	39	.513
2002	39	42	.481	35	46	.432	2017	49	32	.605	53	28	.654
2003	38	43	.469	30	51	.370	2018	49	32	.605	42	39	.519
2004	44	37	.543	36	45	.444	TOTAL	5050	4140	.550	4334	4828	.473
2005	43	38	.531	50	31	.617							

INDIANS MISCELLANEOUS RECORDS

Most players, season.....	59; 2002
Most pitchers, season.....	32; 2000 (American League Record)
Most position players, season.....	31; 1912
Most players, 9.0 IP game.....	24, 2x, last Oct. 1, 2017 vs. Chicago-AL
Most players, extra inning game.....	27, Sept. 9, 1989 vs. Toronto (16.0 IP)
Fewest players, season.....	24; 1904
Longest game, innings.....	22; at Minnesota, August 31, 1993
Longest game, time, 9 innings, road.....	4:22, at New York-AL, May 29, 2010
Longest game, time, 9 innings, home.....	4:19; April 28, 2009 vs. Boston
Longest game, time extra innings.....	6:36; vs. Minnesota, May 7, 1995
Longest winning streak.....	22; 2017 (American League record)
Longest losing streak.....	12; 1931
Largest deficit overcome.....	12 runs, August 5, 2001 vs. Seattle
Largest blown lead.....	12 runs; 15-3, at Philadelphia, June 15, 1925
Largest margin of victory.....	24; vs. Boston, July 7, 1923 (27-3 win)
Largest margin of defeat.....	21; at Minnesota, June 4, 2002 (23-2 loss) 21; at Detroit, September 15, 1901 (21-0 loss)
Youngest to play for Indians.....	Bob Feller; 17 years old, 1936
Oldest to play for Indians.....	Phil Niekro; 48 years old, 1987
Most home wins.....	59; 1954
Most home losses.....	52; 1971, 1991
Best home record.....	59-18; 1954
Most road wins.....	53; 2017
Most road losses.....	59; 1985
Best road record.....	52-25; 1954
Indians games, 20 innings or more.....	22; at Minnesota, August 31, 1993 21; at Chicago, May 26, 1973 (completed on 5/28/73 at Chicago) 20; vs. Washington, September 14, 1971 (completed on 9/20/71 at Washington)
Fewest home wins.....	27; 1915
Fewest home losses.....	18; 1954
Worst home record.....	29-52; 1971
Fewest road wins.....	19; 1914
Fewest road losses.....	25; 1954
Worst road record.....	19-55; 1914

@ Tied Major League Record

A CLEAN SWEEP

Prior to the 2001 Seattle Mariners, the last team to lead its league in batting average, earned run average, and fielding average in the same season was the 1948 World Champion Cleveland Indians. Cleveland also led the AL in all three categories in 1906. The only other teams to accomplish this feat are the New York Giants (1904, 1931), Chicago Cubs (1906, 1945), Philadelphia Athletics (1910), and St. Louis Cardinals (1944, 1946). (Based on data from **Total Baseball**, Sixth Edition.)

PLAYERS ENSHRINED IN BASEBALL'S HALL OF FAME AT COOPERSTOWN, N.Y. WHO PLAYED/MANAGED FOR THE CLEVELAND INDIANS

(1901-present)

EDITOR'S NOTE: Former Indians General Manager Billy Evans was elected to the Hall of Fame in January, 1973. Former owner Bill Veech was elected in 1991. Walter Johnson managed the club from 1933-35 and Hank Greenberg was General Manager from 1950-57.

PLAYER	YEAR ELECTED	PLAYER	YEAR ELECTED
Walter Johnson, Mgr.	1936	Hoyt Wilhelm.....	1985
Nap Lajoie.....	1937	Gaylord Perry.....	1991
Tris Speaker.....	1937	Hal Newhouser.....	1992
Cy Young.....	1937	Steve Carlton.....	1994
Bob Feller.....	1962	Phil Niekro.....	1997
Elmer Flick.....	1963	Larry Doby.....	1998
Sam Rice.....	1963	Dave Winfield.....	2001
Stanley Coveleski.....	1969	Eddie Murray.....	2003
Lou Boudreau.....	1970	Dennis Eckersley.....	2004
Satchell Paige.....	1971	Billy Southworth.....	2008
Early Wynn.....	1972	Dick Williams.....	2008
Earl Averill.....	1975	Joe Gordon.....	2009
Ralph Kiner.....	1975	Roberto Alomar.....	2011
Bob Lemon.....	1976	Bert Blyleven.....	2011
Joe Sewell.....	1977	Jim Thome.....	2018
Al Lopez, Mgr.	1977	Jack Morris.....	2018
Addie Joss.....	1978		
Frank Robinson.....	1982		

GOLD AT SECOND, SHORT, AND THIRD

With 3 Gold Glove infielders in 2000 (Robbie Alomar, Omar Vizquel, and Travis Fryman), the Indians joined a select circle. Only one other franchise has had the Gold Glove winners at second base, shortstop, and third base in the same season. In 1969 and 1971, the Orioles captured Gold Gloves at all three positions (Second Baseman Dave Johnson, Third Baseman Brooks Robinson, Shortstop Mark Belanger) and did so again from 1973-75 (Second Baseman Bobby Grich, Robinson, Belanger).

CONSECUTIVE WINNING SEASONS FOR THE INDIANS

Only once have the Indians had a stretch of winning seasons longer than the run of eight years from 1994-2001. Cleveland had a winning record for 10 consecutive seasons from 1947 through 1956.

CLEVELAND ALL-STAR REVIEW

TOP THREE ALL-STAR CROWDS

72,086 at Cleveland Stadium on August 9, 1981

69,831 at Cleveland Stadium on July 8, 1935

68,751 at Cleveland Stadium on July 13, 1954

GAME ONE AT CLEVELAND STADIUM - July 8, 1935, American League 4, National League 1

A crowd of 69,831 - the largest throng to see an All-Star Game (until 1981 in Cleveland) - packed the lakefront Stadium for just the third Mid-Summer Classic in history. The partial American League crowd was thrilled to a 4-1 junior circuit victory, the A.L.'s third straight All-Star win.

Jimmy Foxx belted a two-run homer in the first inning, and the American Leaguers coasted to the win as Lefty Gomez and Mel Harder baffled the National League hitters.

GAME TWO AT CLEVELAND STADIUM - July 13, 1954, American League 11, National League 9

In a spectacular slugfest that set All-Star marks for runs and hits by the two clubs, the American League edged the National, 11-9. The slugfest produced six home runs, including four by the A.L. The Indians' Al Rosen clubbed a pair of homers, while he and his Cleveland teammates, Bobby Avila and Larry Doby, combined for eight RBI.

The 1954 contest was a wild seesaw contest that saw the lead change six times before the A.L. pulled out the 11-9 win with a three-run rally in the eighth. Ironically, it was Nellie Fox's broken-bat single over second base with the bases loaded in the eighth that provided the margin of victory.

GAME THREE AT CLEVELAND STADIUM - July 9, 1963, National League 5, American League 3

After four years as a double feature, the All-Star Game went to a single performance and saw the National League utilize its speed and gain its first Cleveland Stadium win, 5-3.

Willie Mays was easily the game's outstanding performer, going 1-for-3 with two RBI, two runs scored, two stolen bases, a walk and the game's most scintillating catch. 44,160 fans saw the action.

GAME FOUR AT CLEVELAND STADIUM - August 9, 1981, National League 5, American League 4

An all-time record All-Star Game crowd of 72,086 welcomed back baseball from the 50-day players strike and saw the National League edge the American, 5-4. The 72,086 fans gave Cleveland the top three crowds in All-Star history.

Gary Carter clubbed two home runs, including a seventh inning solo shot to put the National Leaguers ahead to stay. Cleveland's Lenny Barker faced just six batters in his two innings of work, striking out one.

GAME FIVE AT JACOBS FIELD - July 8, 1997, American League 3, National League 1

Indians host the 68th Mid-Summer Classic for a record fifth time as Sandy Alomar hit a 2-out, 2-run homer off SF LHP Shawn Estes in the 7th inning, breaking a 1-1 tie. Alomar sent 44,945 fans home happy, becoming the first Indian ever to win an ASG MVP and the first player in MLB history to be named MVP in his home park.

Randy Johnson and Greg Maddux started the contest, and a total of 14 pitchers were used. Edgar Martinez and Javy Lopez also homered in the game, which took just 2:36 minutes to play.

GAME SIX AT PROGRESSIVE FIELD - July, 2019

THE PHANTOM ALL-STARS OF 1945

The 1945 All-Star Game was cancelled due to wartime travel restrictions. The Sporting News published NL and AL All-Star teams in its July 12, 1945 issue. Hall of Fame baseball writer Fred Lieb chose the players. According to TSN, "Lieb used the same system employed in former years, taking at least one player from every club and putting the World's Series managers of the preceding fall in charge." Players chosen from the Indians were Lou Boudreau, Frank Hayes, and Steve Gromek.

CLEVELAND PLAYERS SELECTED FOR ALL-STAR GAME (111)

1933: Ferrell, Hildebrand, Averill. 1934: Harder, Averill. 1935: Harder, Averill, VOSMIK. 1936: Harder, AVERILL. 1937: Harder, AVERILL. 1938: Allen, Feller, AVERILL. 1939: Hemsley, Feller. 1940: Feller, Milnar, Hemsley, Boudreau, Keltner, Mack. 1941: FELLER, Boudreau, Keltner, HEATH. 1942: Bagby, BOUDREAU, KELTNER. 1943: Bagby, Smith, Boudreau, Rosar, KELTNER, Heath. 1944: Boudreau, Cullenbine, Hockett, KELTNER. 1945: No Game. 1946: FELLER, HAYES, KELTNER. 1947: Feller, Hegan, BOUDREAU, Gordon. 1948: Feller, Lemon, BOUDREAU, GORDON, KELTNER. 1949: Lemon, Hegan, Doby, Gordon, Mitchell. 1950: Feller, Lemon, Hegan, DOBY. 1951: Hegan, Lemon, Doby. 1952: AVILA, Doby, Garcia, Hegan, Lemon, MITCHELL, Rosen. 1953: Doby, Garcia, Lemon, ROSEN. 1954: AVILA, Doby, Garcia, Lemon, ROSEN. 1955: Avila, Doby, Rosen, Score, Smith, Wynn. 1956: Score, Narleski, Wynn. 1957: Mossi, Wertz, Wynn. 1958: Narleski, Vernon. 1959: COLAVITO, McLish, MINOSO, Power. 1960: G. Bell, Kuenn, Power, Stigman. 1961: Francona, Latman, J. Perry, ROMANO, TEMPLE. 1962: Donovan, Romano. 1963: Grant. 1964: Kralick. 1965: Colavito, Alvis, McDowell, Davalillo. 1966: G. Bell, Colavito, McDowell, Siebert. 1967: Alvis, Hargan. 1968: Azcue, McDowell, TIANT. 1969: McDowell. 1970: Fosse, McDowell. 1971: Fosse, McDowell. 1972: G. Perry. 1973: B. Bell. 1974: G. PERRY, Hendrick. 1975: Hendrick. 1976: LaRoche. 1977: Eckersley, Kern. 1978: Kern. 1979: Monge. 1980: Orta. 1981: Barker, Diaz. 1982: Harrah, Thornton. 1983: Sutcliffe, TRILLO. 1984: Thornton. 1985: Blyleven. 1986: Jacoby, Schrom. 1987: Tabler. 1988: Jones. 1989: Swindell, Jones. 1990: ALOMAR, Jones, Jacoby. 1991: S. ALOMAR. 1992: S. ALOMAR, Baerga, Nagy. 1993: Baerga, Belle. 1994: Belle, Lofton. 1995: BAERGA, BELLE, Lofton, Martinez, Mesa, Ramirez. 1996: BELLE, LOFTON, S. Alomar, Mesa, NAGY. 1997: S. Alomar, JUSTICE, Thome. 1998: S. Alomar, Colon, LOFTON, Ramirez, THOME, Vizquel. 1999: R. ALOMAR, LOFTON, Nagy, M. RAMIREZ, THOME, Vizquel. 2000: R. ALOMAR, Finley, FRYMAN, M. RAMIREZ. 2001: GONZALEZ, R. Alomar. 2002: Vizquel. 2003: Sabathia. 2004: V. Martinez, Belliard, Sabathia, Westbrook, Lawton. 2005: Wickman. 2006: Sizemore. 2007: Sizemore, Sabathia, V. Martinez. 2008: LEE, Sizemore. 2009: V. Martinez. 2010: Carmona. 2011: Cabrera**, C. Perez. 2012: Cabrera, C. Perez. 2013: Masterson, Kipnis. 2014: Brantley. 2015: Kipnis. 2016: Salazar, Lindor, Kluber. 2017: RAMIREZ, Kluber, Lindor, Brantley, Miller. 2018: RAMIREZ, Bauer, Brantley, Gomes, Kluber, Lindor.

CAPS - starters

**started as injury replacement

Number of Times Selected for the All-Star Game (As an Indian)

Bob Feller.....8	Max Alvis.....2	Bert Blyleven.....1	Justin Masterson.....1
Lou Boudreau.....7	Jim Bagby, Jr.....2	Fausto Carmona.....1	Cal McLish.....1
Larry Doby.....7	Gary Bell.....2	Bartolo Colon.....1	Andrew Miller.....1
Ken Keltner.....7	Michael Brantley.....3	Roy Cullenbine.....1	Al Milnar.....1
Bob Lemon.....7	Asdrubal Cabrera.....2	Vic Davalillo.....1	Orestos Minoso.....1
Sandy Alomar.....6	Ray Fosse.....2	Bo Diaz.....1	Sid Monge.....1
Earl Averill.....6	Jeff Heath.....2	Dick Donovan.....1	Don Mossi.....1
Sam McDowell.....6	Rollie Hemsley.....2	Dennis Eckersley.....1	Jorge Orta.....1
Jim Hegan.....5	George Hendrick.....2	Wes Ferrell.....1	Jim Perry.....1
Kenny Lofton.....5	Brook Jacoby.....2	Chuck Finley.....1	Buddy Rosar.....1
Albert Belle.....4	Jim Kern.....2	Tito Francona.....1	Danny Salazar.....1
Mel Harder.....4	Jason Kipnis.....2	Travis Fryman.....1	Ken Schrom.....1
Manny Ramirez.....4	Corey Kluber.....3	Yan Gomes.....1	Sonny Siebert.....1
Al Rosen.....4	Francisco Lindor.....3	Juan Gonzalez.....1	Al Smith.....1
Roberto Alomar.....3	Jose Mesa.....2	Jim Grant.....1	Alfred Smith.....1
Bobby Avila.....3	Dale Mitchell.....2	Steve Hargan.....1	Dick Stigman.....1
Carlos Baerga.....3	Ray Narleski.....2	Toby Harrah.....1	Rick Sutcliffe.....1
Rocky Colavito.....3	Chris Perez.....2	Frank Hayes.....1	Greg Swindell.....1
Mike Garcia.....3	Gaylord Perry.....2	Oral Hildebrand.....1	Pat Tabler.....1
Joe Gordon.....3	Vic Power.....2	Oris Hockett.....1	Johnny Temple.....1
Doug Jones.....3	Jose Ramirez.....2	David Justice.....1	Luis Tiant.....1
Victor Martinez.....3	John Romano.....2	Jack Kralick.....1	Manny Trillo.....1
Charles Nagy.....3	Herb Score.....2	Harvey Kuenn.....1	Mickey Vernon.....1
CC Sabathia.....3	Andre Thornton.....2	Dave LaRoche.....1	Joe Vosmik.....1
Grady Sizemore.....3	Joe Azcue.....1	Barry Latman.....1	Vic Wertz.....1
Jim Thome.....3	Len Barker.....1	Matt Lawton.....1	Jake Westbrook.....1
Omar Vizquel.....3	Trevor Bauer.....1	Cliff Lee.....1	Bob Wickman.....1
Early Wynn.....3	Buddy Bell.....1	Ray Mack.....1	
Johnny Allen.....2	Ron Belliard.....1	Dennis Martinez.....1	

Miscellaneous



The Cleveland Indians 2018 Velosano bike team. Latin for “swift cure”, VeloSano is a year-round, community-driven fundraising initiative to support lifesaving cancer research at Cleveland Clinic. Since the inaugural ride in 2014, more than \$17 million has been raised and 100% of those funds are hard at work in the fight against cancer. The Indians team has contributed over \$700,000 to those five-year fundraising efforts.

Broadcast Information	390-393
Cleveland BBWAA	387
Cleveland Indians Charities	396
How To Figure	395
Items of Interest	394-395
Last Time It Happened	385-387
Media Game Day Information	384
Pre-Game Workout Schedule at Progressive Field	384
Servicing the Media in Progressive Field	392
Spring Training Information	388
Spring Training Schedule	389

MEDIA GAME DAY INFORMATION

MEDIA RELATIONS DEPARTMENT

Tel: 216/420-4380, Fax: 216/420-4430

ADMISSION TO PROGRESSIVE FIELD

Media must enter the park through the Media Gate, located at the Terrace Club entrance (green awning/Left Field Gate) on Eagle Avenue, on the north side of the ballpark facing the arena.

CLUBHOUSES

The Indians' clubhouse and the visitors' clubhouse are located on the Service Level of the ballpark.

Pre-game: When the Indians hit outside prior to home games, the clubhouse will be open for fifty (50) minutes prior to position player stretch. For home games prior to which the Indians do not take batting practice outside, the clubhouse will close two and one half hours prior to first pitch for night games for 50 minutes (subject to change).

Post-game: Clubhouses will be open to working media with clubhouse credentials no later than 10 minutes after the final out has been made.

Doubleheaders: In between games of a traditional DH, the clubhouse will be closed to the media. However, the manager and select personnel will be available in the multipurpose room between games. Clubhouse is open for 45 minutes between games of a "day/night" doubleheader.

CREDENTIALS

Credentials for access to Progressive Field will be issued to legitimate news-gathering agencies only. The Indians manage all credential requests through MLB's Club Credentialing System at credentials.mlb.com. Media outlets that do not currently have a profile in this system may contact the Indians Communications Department at 216-420-4380 for assistance. Requests must be made **at least 24 hours in advance** of the game date. Credentials must be picked up at the Terrace Club Media Gate (print, radio, on-air talent) or Employee Gate D (TV Crew). No credentials will be mailed.

GAME NOTES

Game notes and statistics are available in the Press Box at least two hours prior to game time.

FIELD

Properly credentialed media will be permitted on the field until one hour prior to game time. Media should enter the field through the gates located at the outfield side of the first and third base dugouts. Media must stay on the track surrounding the batting cage during batting practice. Photographers with field photo credentials will be permitted in the first and third base photo boxes during the game.

INFORMATION GUIDES

Indians record and info guides and media guides of other clubs (while supplies last) are available upon request in the press box.

PRESS BOX

Located in the center of the Press Suite Level. Take the Ontario Street Elevator to Level 4 (the Press Level). Enter through glass double doors and the Press Box entrance is the single door to the right.

PRESS DINING

Located in the center of the Press Suite Level behind the Main Press Box.

Pre-game: The media dining room will be open two hours prior to the game until one hour after scheduled game time serving a full meal. Any credentialed media will have access to the Press Club at a cost of \$11.00 per person. Call the Media Relations Department for more information.

During game: Beverages, along with some cold snacks, will be served at no cost throughout the game.

TELEPHONES

There are complimentary courtesy phones throughout the main press box that have access to 216, 440 and 330 local calls, in addition to toll free numbers.

If you need access to long distance, have specific broadcast needs or need the ability to receive incoming calls, you can order a telephone through AT&T. Please contact AT&T Business Office at (800) 480-8088. Please allow at least five days for them to have your line installed.

PRE-GAME WORKOUT/GATE SCHEDULE AT PROGRESSIVE FIELD

	12:10	1:10	4:10	6:10	7:10	8:10
Pitchers Stretch	9:00	10:00	1:00	3:00	4:00	5:00
Pos Player Stretch	9:15	10:10	1:15	3:15	4:15	5:15
Manager Avail	11:00	11:00	1:15	3:00	4:00	5:00
Starters Hit	9:30	10:30	1:30	3:30	4:30	5:30
Extra Men Hit	10:00	11:00	2:00	4:00	5:00	6:00
Visitors Stretch	10:10	11:10	2:10	4:10	5:10	6:10
Visitors Hit	10:30	11:30	2:30	4:30	5:30	6:30

GATE TIMES: Sunday thru Friday; Gates open 1 hour prior to the game with the exception of the RF District (2 hours)
Saturday; Gates open 2 hours prior to the start of the game.
Exceptions; Opening Day (2 hours) and 1:00pm Weekday games (1 hour).

LAST TIME IT HAPPENED...

HITTING

Last Indian, 6 hits in one game: OMAR VIZQUEL, August 31, 2004 at New York-AL.

Last time opponent, 6 hits in one game: JOHNNY BRIGGS, August 4, 1973 vs. Milwaukee.

Last time opponent, 9 RBI in one game: JIMMIE FOXX, August 14, 1933 vs. Philadelphia-AL.

Last time opponent, 8 RBI in one game: KEN GRIFFEY, July 8, 2000 vs. Cincinnati.

Last time opponent, 7 RBI in one game: OMAR INFANTE, Sept. 17, 2015 vs. Kansas City

Last Indian with 5 (or more) walks in a game: ANDRE THORNTON (6BB), May 2, 1984 at Baltimore.

Last Indian with 3 intentional walks in a game: JIM THOME, May 12, 1998 at Tampa Bay.

Batter with 8 straight hits: JULIO FRANCO, June 21-23, 1988.

Batter with 9 straight hits: JORGE ORTA, June 14-16, 1980.

Last batter at least 0-for-33: PAT TABLER, 1987...FRANKLIN GUTIERREZ was 0 for 32 in 2008.

Two extra base hits, one inning: JOSH DONALDSON, September 28, 2018 at KC (7th inning)...HR/2B.

Two walks in one inning: MICHAEL BRANTLEY, Sept. 15, 2018 vs. Detroit

Two triples in one game: JASON KIPNIS, June 24, 2016 at Detroit.

11 doubles game: 11 doubles, July 1, 2018 at Oakland.

Six steals, game: August 12, 2016 vs. LA Angels (tied club record with 8 stolen bases).

Four strikeouts; one inning (Cleveland batting): April 17, 2016 vs. NY Mets (9th inning).

Shutout in three straight games: June 12-14, 1991...Did not score in 31 straight IP in 1985 (7/2-5) and in 35.1IP straight from 7/9-14/1965.

Last time came back from 6-run deficit in the 9th inning: May 25, 2009 vs. Tampa Bay...Trailed, 10-4, entering the 9th.

Shutout in Major League debut by opposing pitcher: September 3, 2002 at Detroit...ANDY VAN HEKKEN

Non-pitcher pitching: BRANDON GUYER, June 16, 2018 vs. Minnesota...26th non-pitcher.

Back-to-back triples: September 2, 2017 at Detroit (Zimmer and Jose Ramirez).

Back-to-back triples allowed: August 3, 2016 vs. Minnesota (Dozier/Mauer).

Pitcher with an RBI: CARLOS CARRASCO, May 9, 2018 at MIL **Pitcher with 2 hits:** JOSH TOMLIN, May 19, 2016 @CIN

Pitcher with a home run: CC SABATHIA, June 21, 2008 at LA Dodgers (HR off Chan Ho Park).

Pitcher with a grand slam: STEVE DUNNING, May 11, 1971 vs. Oakland in the 5th inning.

Grounded Into triple play: TOBY HARRAH, May 31, 1980 vs. Seattle; 3-6-4 triple play.

HOME RUNS

Inside the park home run at home: JASON KIPNIS, August 24, 2018 at Kansas City (Mauer)...There have been 7 by Indians batters in Progressive Field

Two grand slams, one game: July 26, 2017 vs. LA Angels...Third time in franchise history...BRADLEY ZIMMER (2nd inning) and EDWIN ENCARNACION (11th inning).

Pinch-hit grand slam: LONNIE CHISENHALL...April 14, 2017 vs. Detroit (Francisco Rodriguez).

Home run leading off season: GRADY SIZEMORE, April 2, 2007 at Chicago-AL off Jose Contreras...3rd time in club history.

First two batters of game leading off with home runs: FRANCISCO LINDOR/MICHAEL BRANTLEY, Sept. 15, 2018 vs. Detroit (Michael Fulmer).

LAST TIME IT HAPPENED... (continued)

Both teams, home runs to lead-off game: September 14, 2015 vs. KC (Jason Kipnis/Alex Gordon).

Three home runs in a row: MATT LAWTON, VICTOR MARTINEZ and CASEY BLAKE, July 16, 2004 at Seattle in the 3rd.

Four home runs in one inning: JUAN URIBE, TYLER NAQUIN, MIKE NAPOLI and LONNIE CHISENHALL. June 26, 2016 at Detroit (5th inning) off Justin Verlander.

Three home runs hit, one inning: April 27, 2018 vs. Seattle (1st inning)

Home runs from both sides of the plate in the same game: FRANCISCO LINDOR, May 3, 2018 vs. Toronto.

Last two batters of game hit homers: JOSE RAMIREZ and TYLER NAQUIN, August 19, 2016 vs. Toronto off Roberto Osuna.

Home run in Major League debut: ROBERTO PEREZ; July 10, 2014 vs. NY Yankees.

First Major League home being a grand slam: KEVIN KOUZMANOFF; September 2, 2006 at Texas off Edinson Volquez.

PITCHING

Three home runs allowed, one inning: April 15, 2016 vs. NY Mets, 5th inning off Cody Anderson.

Four home runs allowed, one inning: June 29, 2001 vs. Kansas City...MIKE SWEENEY, JERMAINE DYE, RAUL IBANEZ and CARLOS BELTRAN in the 4th inning off DAVE BURBA.

Last opposing pitcher with 14 strikeouts: JOSE FERNANDEZ, August 2, 2013 at Miami. ZACK GREINKE fanned 15 Indians on August 25, 2009 at KC.

Shutout in 1st Major League game: LUIS TIANI, July 19, 1964 at New York; 3-0; 4-hitter.

Complete game doubleheader shutouts: LUIS TIANI/SAM McDOWELL, Sept 30, 1964 vs. Boston; 5-0 and 3-0.

Three consecutive shutouts: JOHN DENNY, August 28 (vs. Seattle 1-0), Sept. 2 (vs. Oakland 2-0) and Sept. 6 (2-0 vs. CAL), 1981.

Four consecutive shutouts: LUIS TIANI, April 28 (2-0 at Washington), May 4 (2-0 vs. Minnesota), May 7 (8-0 at New York), and May 12 (2-0 at Baltimore), 1968.

Three straight consecutive team game shutouts (individual or combined): August 25-27, 2017 vs. Kansas City ...Club record is 4, Aug. 15-20, 1948.

Last Indian w/at least 27.0IP consecutive scoreless innings: CLIFF LEE, April 13-30, 2008.

Last Indian w/at least 29.1IP consecutive scoreless innings: DAN SPILLNER, 1982.

Last Indians starting pitcher w/3 consecutive starts of at least 10K: TREVOR BAUER, May 27-June 13, 2018.

Last Indians starting pitcher w/5 consecutive starts of at least 10K: COREY KLUBER, July 15-August 8, 2017. (club record)

Last Indian to win at least 15 straight decisions: GAYLORD PERRY, 1974.

Last Indian to win at least 11 straight decisions: CLIFF LEE, 2008.

Complete game in first Major League start: JOHN FARRELL, August 21, 1987 (2nd game) vs. Detroit; 8-3 win.

Last Indian to pitch 10.0 innings in a start: DENNIS MARTINEZ, May 6, 1994 at Baltimore (10.0IP).

Last time Indians pitchers tossed back-to-back complete games: TREVOR BAUER, COREY KLUBER, June 21-22, 2016 vs. TB.

Last time Indians pitchers tossed back-to-back-to-back complete games: TREVOR BAUER, COREY KLUBER, CARLOS CARRASCO, July 28-30, 2015.

Last Indians pitchers to throw consecutive complete game/shutouts (back-to-back games): April 16 and 18, 1981 at Milwaukee (Wayne Garland 1-0, Bert Blyleven 5-0).

Last pitcher with consecutive complete games: COREY KLUBER, August 3-8, 2017.

Last Indians pitcher with 3 consecutive complete games: GREG SWINDELL, July 14-29, 1988 (4 consecutive).

Last Indians rookie to throw a CG shutout: JEREMY SOWERS, July 28, 2006 vs. Seattle.

Last pitcher to walk 5 straight batters: JASON DAVIS, April 24, 2005 at Seattle.

Last time CG/SHO by opponent individual pitchers in consecutive games: BRITT BURNS (Chicago-AL) and MIKE SMITHSON (Minnesota) on July 3-4, 1985.

Last time CG by opponent individuals in consecutive games: SHAWN ESTES and BRANDON WEBB, June 18-19, 2005 vs. Arizona.

SERIES SWEEPS

Three-game sweep at home: June 22-24, 2018 vs DET **Three-game sweep on the road:** Aug. 13-15, 2018 at CIN
Four-game sweep at home: Apr. 9-12, 2018 vs DET **Four-game road sweep:** Sept. 4-7, 2017 at Chicago-AL
Five-game sweep: June 11-14, 1954 vs. Boston **Swept in 3-game series at home:** June 23-25, 2017 vs. Minnesota
Swept in 3-game series on road: May 4-6, 2018 at NYN **Swept in 4-game series at home:** July 23-26, 2015 vs. CWS
Swept in 4-game series on road: October 1-4, 2009 at Boston

MISCELLANEOUS

Last time made 5 errors/gm: July 27, 2011 vs. LA Angels **Last time made 6 errors/gm:** August 28, 1991 vs. MIN
Last time turned 6 DPs/gm: 6, April 21, 2009 vs. Kansas City **Last time turned 5 DPs/gm:** June 20, 2015 vs. TB
Largest deficit overcome: 12 runs, August 5, 2001 vs. Seattle...Down 12-0 and 14-2 in the 7th inning...Won 15-14, in 11.0IP.
Triple play turned: July 1, 2014 at Los Angeles. 32nd in club history. Fly ball to Brantley in LF, who threw out Gordon out at home plate, Gomes then threw Puig out at second base after double review.
Hit into triple play: SANDY ALOMAR, September 1, 2000 vs. Baltimore...Popped into 6-4-3 triple play...26th triple play turned against the Indians in club history.
Steal of home: July 6, 2018 vs. Oakland...FRANCISCO LINDOR on back-half of double steal with Jose Ramirez.
Straight steal of home: GRADY SIZEMORE, August 26, 2005 at Toronto in the first inning with Dustin McGowan pitching.
Steal of home allowed: CHRIS TAYLOR, June 14, 2017 vs. LA Dodgers (double steal).
Youngest to play for Indians: BOB FELLER, pitcher, 1936; 17 years old.
Oldest to play for Indians: PHIL NIEKRO, pitcher, 1987; 48 years old.
Tie game: August 26, 1986 vs. Toronto (6-6)...Called after 9.0 innings due to rain...Ernie Camacho blew a 6-3 lead in 9th inn.
Last time 3 straight extra inning games: June 17-20, 2009 (Tied club record).

CLEVELAND CHAPTER

BASEBALL WRITERS ASSOCIATION OF AMERICA, 2019

Chris Assenheimer	Elyria Chronicle-Telegram	Jason Lloyd	The Athletic
Mandy Bell	MLB.com	Dennis Manoloff	The Plain Dealer
Anthony Castrovince	MLB.com	Zack Meisel	The Plain Dealer/Advance Ohio
Brian Dulik	Medina County Gazette	Joe Noga	Cleveland.com
Scot Fagerstrom	Akron Beacon Journal	Terry Pluto	The Plain Dealer
Paul Hoynes	Cleveland.com	Marla Ridenour	Akron Beacon Journal
Jim Ingraham	Elyria Chronicle-Telegram	Travis Sawchick	Fangraphs
Ryan Lewis	Akron Beacon Journal	Tom Withers	Associated Press
		T.J. Zuppe	The Athletic

HONORARY BBWAA MEMBERS

Andy Call	Canton Repository	Roy Hewitt	The Plain Dealer
Dan Coughlin	The Plain Dealer	Bill Livingston	The Plain Dealer
Don Detore	Canton Repository	Chuck Melvin	The Associated Press
Bob Dolgan	The Plain Dealer	Chuck Murr	Associated Press
Steve Goldman	Ashtabula Star-Beacon	Sheldon Ocker	Akron Beacon Journal
Burt Graeff	The Plain Dealer	Larry Pantages	Akron Beacon Journal
Tony Grossi	The Plain Dealer	Mike Peticca	The Plain Dealer
Steve Herrick	Elyria Chornicle-Telegram	Bud Shaw	Cleveland.com

CLEVELAND BBWAA OFFICERS

Paul Hoynes, Chairman
Steve Herrick, Secretary-Treasurer

SPRING TRAINING INFORMATION

DEVELOPMENT COMPLEX

2601 South Wood Blvd.
Goodyear, AZ 85338

GOODYEAR BALLPARK

1933 South Ballpark Way
Goodyear, AZ 85338



CLUB CONTACTS

Team Operations Office.....	(623) 302-5678
Bart Swain, Director, Baseball Information	(216) 420-4386
Court Berry-Tripp, Assistant Director, Baseball Information.....	(216) 420-4391
Jack Efta, Special Assistant to DBI	(216) 420-4598
Press Box	(623) 882-3148
Ticket Office Main	(623) 882-3130
Tickets	(623) 882-3130 / (800) 745-3000

RECENT SPRING ATTENDANCE RECORDS

Year	Home Attendance	Total Attendance	Record
2006	74,106 (16)	176,687 (33)	20-12-1
2007	71,593 (15)	174,980 (31)	16-14-1
2008	87,301 (15)	218,224 (32)	15-14-3
2009	99,824 (18)	247,184 (35)	12-20-3
2010	61,240 (14)	187,978 (31)	19-9-3
2011	59,744 (16)	154,231 (31)	15-14-2
2012	74,836 (16)	187,186 (32)	7-22-3
2013	77,590 (17)	194,805 (35)	17-16-2
2014	67,445 (15)	191,928 (31)	20-9-2
2015	85,874 (16)	209,917 (33)	14-18-1
2016	87,079 (16)	235,207 (34)	18-12-4
2017	101,517 (16) B	206,435 (36)	17-16-3
2018	97,010 (15)	267,427 (35) B	19-13-3

*Note: 1995 was strike year. ^{ST1} Replacement players, ^{ST2} Regular players;
B - All-Time Spring High*

2019 INDIANS SPRING EXHIBITION SCHEDULE

DAY	DATE	OPPONENT	SITE	R/TV/INTERNET	AZ TIME
Saturday	Feb. 23	Cincinnati Reds	Goodyear	STO/WMMS	1:05 pm
Sunday	Feb. 24	Arizona Diamondbacks	Goodyear	WTAM	1:05 pm
Monday	Feb. 25	Texas Rangers	Goodyear	Indians.com	1:05 pm
Tuesday	Feb. 26	Colorado Rockies	Salt River	Indians.com	1:10 pm
Wednesday	Feb. 27	Seattle Mariners	Goodyear (ss)	Indians.com	1:05 pm
		Milwaukee Brewers	Maryvale (ss)		1:05 pm
Thursday	Feb. 28	Arizona Diamondbacks	Salt River		1:10 pm
Friday	March 1	Los Angeles Dodgers	Goodyear	STO/WTAM	6:05 pm
Saturday	March 2	Oakland A's	Mesa	Indians.com	1:05 pm
Sunday	March 3	Kansas City Royals	Goodyear	99X	1:05 pm
Monday	March 4	San Diego Padres	Peoria	STO	1:10 pm
Tuesday	March 5	Chicago White Sox	Goodyear	WTAM	1:05 pm
Wednesday	March 6	Los Angeles Dodgers	Glendale	Indians.com	7:05 pm
Thursday	March 7	Arizona Diamondbacks	Salt River	STO/99X	1:10 pm
Friday	March 8	San Francisco Giants	Goodyear		6:05 pm
Saturday	March 9	Colorado Rockies	Goodyear	WTAM	1:05 pm
Sunday	March 10	Seattle Mariners	Peoria	WTAM	1:10 pm
Monday	March 11	Cincinnati Reds	Goodyear		1:05 pm
Tuesday	March 12	OFF DAY			
Wednesday	March 13	Milwaukee Brewers	Goodyear (ss)		1:05 pm
		Kansas City Royals	Surprise (ss)		1:05 pm
Thursday	March 14	Colorado Rockies	Goodyear		1:05 pm
Friday	March 15	Texas Rangers	Surprise	WTAM	1:05 pm
Saturday	March 16	Los Angeles Angels	Tempe	STO/WTAM	1:10 pm
Sunday	March 17	Cincinnati Reds	Goodyear	STO/WTAM	1:05 pm
Monday	March 18	San Diego Padres	Goodyear	Indians.com	1:05 pm
Tuesday	March 19	Los Angeles Dodgers	Glendale		7:05 pm
Wednesday	March 20	Los Angeles Angels	Goodyear (ss)	STO/Indians.com	6:05 pm
		San Francisco Giants	Scottsdale (ss)		7:05 pm
Thursday	March 21	Texas Rangers	Surprise	STO/WMMS	1:05 pm
Friday	March 22	Chicago Cubs	Goodyear	STO/99X	6:05 pm
Saturday	March 23	Cincinnati Reds	Goodyear	STO/WTAM	1:05 pm
Sunday	March 24	Chicago White Sox	Glendale		12:05 pm
Monday	March 25	Texas Rangers	Arlington, TX	STO/WTAM	7:05 pm CT
Tuesday	March 26	Texas Rangers	Arlington, TX		1:05 pm CT

All games 1:05PM Arizona (MST) time unless otherwise noted ALL CAPS indicate home games (ss)—split squad

(WTAM) indicates games broadcast on NewsRadio WTAM 1100 AM, Cleveland Indians Radio Network and indians.com;

(WMMS) indicates games broadcast on WMMS 100.7 FM, Cleveland Indians Radio Network and indians.com

(99X) indicates games broadcast on 99.1 FM, Cleveland Indians Radio Network and indians.com.

Indians Spring Training Sites

Goodyear, AZ	2009-current	Lakeland, FL	1923-1927	Alexandria, LA	1910-1911
Winter Haven, FL	1993-2008	Dallas, TX	1921-1922	Macon, GA	1907-1909
Tucson, AZ	1947-1992	New Orleans, LA	1916-1920	New Orleans, LA	1905-1906
Clearwater, FL	1946	San Antonio, TX	1915	San Antonio, TX	1904
Lafayette, IN	1943-1945	Athens, GA	1914	New Orleans, LA	1902-1903
Ft. Myers, FL	1940-1942	Pensacola, FL	1913		
Louisiana	1928-1939	New Orleans, LA	1912		

MISCELLANEOUS

INDIANS BROADCAST HISTORY

The early days of baseball play-by-play broadcasting in Cleveland were highlighted by change. Broadcasting legend Tom Manning, known for his field announcing at League Park, was heard over radio station WTAM from 1929-31 covering most home games. Ellis Vander Pyl started the 1932 season on WHK, but was quickly replaced by another broadcasting legend, former Tribe player Jack Graney. For the next decade, when Tribe baseball was on the air, Graney was at the mike. His noteworthy partners included Gil Gibbons, Pinky Hunter and Lou Henry. In 1945, no Cleveland baseball broadcasts were heard because of radio network commitments. Permanent radio play-by-play of Indians games was established in 1946 when Bill Veeck purchased the team. Before the sale, no games were broadcast in 1946. Soon after the Veeck purchase, four stations carried the Tribe game of June 28, 1946 (Graney and Bob Neal on WGAR, Earl Harper on WJW, Don Campbell on WHK, and Manning on WTAM).

YEAR	RADIO	TV	YEAR	RADIO	TV
1947	WGAR Jack Graney Van Patrick		1964	WERE Jimmy Dudley Harry Jones	WJW Bob Neal Herb Score
1948	WJW Jack Graney Jimmy Dudley	WEWS Van Patrick	1965-1967	WERE Jimmy Dudley Bob Neal	WJW Harry Jones Herb Score
1949	WJW Jack Graney Jimmy Dudley	WEWS Bob Neal Tris Speaker	1968	WERE Bob Neal Herb Score	WJW Harry Jones Mel Allen
1950	WERE Jack Graney Jimmy Dudley	WXEL Jack Graney Jimmy Dudley	1969-1971	WERE Bob Neal Herb Score	WJW Harry Jones Dave Martin
1951	WERE Jack Graney Jimmy Dudley	WXEL Hal Newell	1972	WERE Bob Neal Herb Score	WJW Harry Jones Rocky Colavito
1952-1953	WERE Jack Graney Jimmy Dudley	WXEL Bob Neal Red Jones	1973-1974	WWWE Herb Score Joe Tait	WJW Harry Jones Mudcat Grant
1954-1955	WERE Jimmy Dudley Ed Edwards	WXEL Ken Coleman Jim Britt	1975-1976	WWWE Herb Score Joe Tait	WJW Rocky Colavito Bob Brown
1956	WERE Jimmy Dudley Tom Manning	WEWS Ken Coleman Jim Britt	1977	WWWE Herb Score Joe Tait	WJW Harry Jones Mudcat Grant
1957	WERE Jimmy Dudley Bob Neal	WEWS Ken Coleman Jim Britt	1978	WWWE Herb Score Joe Tait	WJW Jim Mueller Eddie Doucette
1958-1960	WERE Jimmy Dudley Bob Neal	WEWS Ken Coleman Bill McColgan	1979	WWWE Herb Score Joe Tait	WJW Joe Castiglione Fred McLeod
1961	WERE Jimmy Dudley Bob Neal	WJW Ken Coleman Harry Jones	1980-1981	WWWE Herb Score Nev Chandler	WUAB Joe Tait Bruce Drennan
1962-1963	WERE Jimmy Dudley Harry Jones	WJW Ken Coleman Bob Neal			

YEAR	RADIO	TV
1982	WWWE Herb Score Nev Chandler	WUAB Joe Tait Bruce Drennan
		Ten TV Joe Castiglione Bob Feller
1983	WWWE Herb Score Nev Chandler	WUAB Joe Tait Reggie Rucker
		Sports Ex Bob Feller Jack Corrigan Denny Schreiner
1984	WWWE Herb Score Nev Chandler	WUAB Joe Tait Reggie Rucker
1985-1987	WWWE Herb Score Steve Lamar	WUAB Joe Tait Jack Corrigan
1988	WWWE Herb Score Paul Olden	WUAB Jack Corrigan Steve Lamar
1989	WWWE Herb Score Paul Olden	WUAB Jack Corrigan Mike Hegan
1990	WWWE Herb Score Tom Hamilton	WUAB Jack Corrigan Mike Hegan
		SportsChannel Rick Manning Dan Coughlin
1991-1997	WWWE Herb Score Tom Hamilton	WUAB Jack Corrigan Mike Hegan
		SportsChannel Rick Manning John Sanders

YEAR	RADIO	TV
1998-1999	WTAM Tom Hamilton Dave Nelson Mike Hegan	WUAB Jack Corrigan Mike Hegan
		Fox Sports Ohio Rick Manning John Sanders
2000-2001	WTAM Tom Hamilton Mike Hegan Matt Underwood	WUAB Jack Corrigan Mike Hegan
		Fox Sports Ohio Rick Manning John Sanders
2002-2005	WTAM Tom Hamilton Matt Underwood Mike Hegan	Fox Sports Net Rick Manning John Sanders Mike Hegan
2006	WTAM Tom Hamilton Matt Underwood Mike Hegan	SportsTime Ohio Rick Manning John Sanders Mike Hegan
		WKYC Rick Manning Jim Donovan
2007-2008	WTAM Tom Hamilton Mike Hegan	SportsTime Ohio Matt Underwood Rick Manning
		WKYC Rick Manning Jim Donovan
2009	WTAM Tom Hamilton Mike Hegan	STO/WKYC Matt Underwood Rick Manning AI Pawlowski
		STO/WKYC Matt Underwood Rick Manning AI Pawlowski
2010-11	WTAM Tom Hamilton Mike Hegan Jim Rosenhaus	STO/WKYC Matt Underwood Rick Manning AI Pawlowski
		STO/WKYC Matt Underwood Rick Manning
2012-18	WTAM Tom Hamilton Jim Rosenhaus	STO/WKYC Matt Underwood Rick Manning

MISCELLANEOUS

2019 INDIANS RADIO NETWORK

Station	City	AM Frequency	Station	City	AM Frequency	Station	City	FM Frequency
WTAM – AM	Cleveland	1100	WVRN – AM	Marion	1490	WXZX--FM	Columbus	105.7
WAKR – AM	Akron	1590	WMVO – AM	Mount Vernon	1300	WDLR – FM	Delaware	92.9
WFUN – AM	Ashtabula	970	WLEC – AM	Sandusky	1450	WJER – FM	Dover	100.9
WBLL – AM	Bellefontaine	1390	WSPD – AM	Toledo	1370	WFIN-FM	Findley	95.5
WHBC – AM	Canton	1480	WBTC – AM	Uhrichsville	1540	WFOB-FM	Fostoria	105.7
WDLR – AM	Delaware	1550	WKBN – AM	Youngstown	570	WWSR – FM	Lima	93.1
WJER – AM	Dover	1450	WRIE – AM	Erie, PA	1260	WMAN – FM	Mansfield	98.3
WEOL – AM	Elyria	930				WJAW – FM	McConnellsville	100.9
WFIN – AM	Findley	1330	Station	City	FM Frequency	WMVO – FM	Mount Vernon	100.9
WFOB – AM	Fostoria	1430	WMMS- FM	Cleveland	100.7	WLKR – FM	Norwalk	95.3
WKSJ – AM	Jamestown, NY	1340	WBNV – FM	Barnesville	93.5	WLEC-FM	Sandusky	93.5
WMAN – AM	Mansfield	1400	WBLL – FM	Bellefontaine	106.9	WSPD-FM	Toledo	92.9
			WBNO – FM	Bryan	100.9	WBTC – FM	Uhrichsville	101.9
			WQEL – FM	Bucyrus	92.7	WQKT – FM	Wooster	104.5
						WJSA-FM	Erie, PA	96.3

TRIBE BROADCASTERS



TOM HAMILTON, the "Voice of the Indians," will enter his 30th season of calling Cleveland Indians baseball games on the radio in 2019. In his 29 seasons since 1990, Hamilton has called all 92 postseason games the Indians have played over that span, including three World Series' (1995, 1997, 2016). His 29-year tenure, along with Rick Manning, is the second-longest in club history next to his former partner, Herb Score (34 years, 1964-97).

Hamilton is joined in the booth by Jim Rosenhaus, providing action and commentary for all 162 regular season games and 15 spring training contests on Newsradio WTAM 1100, 100.7FM WMMS and the Indians Radio Network.

Tom came to the Indians after spending three seasons as a broadcaster for the AAA Columbus Clippers (1987-89), then the top farm club of the New York Yankees. Previously, Tom worked in Milwaukee, Appleton, Watertown and Shell Lake, Wisconsin.

Some of his broadcasting credits include University of Wisconsin football games, University of Colorado basketball games, the Appleton Foxes Minor League baseball games and work for ABC radio. He is a seven-time recipient of the Ohio Sportscaster of the Year Award (1997, 2000, 2001, 2004, 2006, 2013, 2016). *The Press Club of Cleveland* inducted Tom into its Journalism Hall of Fame in November 2015. Tom also called Big Ten Conference basketball on television for 25 years. In honor of his 20th season with the Indians, Tom was given the Cleveland Association of Broadcasters Hall of Fame Award for 2009.

Hamilton is a native of Waterloo, Wisconsin. He resides in Avon Lake, Ohio with his wife, Wendy. The Hamilton's have four children: Two boys, Nicholas and Bradley, and two girls, Kelsey and Katie. Both Nick and Brad played baseball for and graduated from Kent State University. Nick is currently a scout for the Kansas City Royals. Kelsey is currently seeking her master's degree from the University of Washington.



2019 marks the 13th season for **JIM ROSENHAUS** as part of the Cleveland Indians radio broadcast team and his eighth teaming with Tom Hamilton on every game broadcast. During his time with the Tribe, Jim has also served as the host of Indians Warm Up and Tribe Talk on the Indians Radio Network. Jim also provides webcasts (Indians.com) for most spring training games not on the Indians Radio Network. For the last seven seasons he has served as the Indians team correspondent for MLB Network.

Rosenhaus joined the Indians prior to the 2007 season after spending 11 years as the play-by-play voice of then Indians AAA affiliate, the Buffalo Bisons. Jim started his professional baseball broadcast-ing career with the Tribe's long-time Single A affiliate in Kinston, NC. In addition to his baseball broadcasting work, Rosenhaus spent 11 years as the voice of the University of Buffalo men's basketball team.

In the baseball offseason, Jim has worked various televised events for SportsTime Ohio, including college and high school basketball, OHSAA football state playoffs and college and high school volleyball.

On July 24, 2011, Jim was inducted into the Buffalo Baseball Hall of Fame, along with former Indians and Bisons catcher, Tony Pena.

Jim resides in Bay Village, OH with his wife, Carole, and sons, Nathan and Cole.

SERVICING THE MEDIA IN PROGRESSIVE FIELD

Jerod Scheetz	Press Box Supervisor
John Wilgus	Press Box Attendant
Bob Paulson	Press Box Attendant
Jim DiFranco.....	Press Box Attendant
Ron Gleske	Media Gate Attendant
Mickey Carey	Media Gate Attendant
John Foreman.....	Media Gate Attendant
Nick Mays.....	Media Gate Attendant
Jack Efta	Umpires Room Attendant/Spring Training Information Assistant
Josh Ball, Frank Mancini, Scott Anderson, Manny Patino.....	Home Clubhouse Supervisors
Jake Mehalik, Sam Hindes, Frederick Brown, Jack Kelly	
Dan Ostroske, Alex Waters, Noah Pena.....	Home Clubhouse Attendants



Former Tribe center fielder **RICK MANNING** returns for his 30th season as color commentator for Indians baseball telecasts on **SportsTime Ohio** and on **WKYC-TV**. Rick's tenure with the club began in 1990 and his 29-year tenure is the second-longest in franchise history (alongside Tom Hamilton).

"Arch", 64, began his professional baseball career with the Cleveland Indians as the first-round selection (2nd overall) in the 1972 June draft out of LaSalle High School in Niagara Falls, NY. The first 8 1/2 years of his 13-year Major League career were spent in Cleveland (1975-1983), where he won a Gold Glove in 1976 for his fielding prowess. Manning was also selected as the BBWAA "Good Guy" award winner for the 1980 season and caught the final out in Len Barker's 1981 perfect game. He later played with the Milwaukee Brewers from 1983-87 before ending his 13-year career with a career batting mark of .257 (1349-5248) in 1555 games.

Rick and his wife, Sue, reside in Scottsdale, AZ. He has two children, Kyle and Jessica, and eight grandchildren.



MATT UNDERWOOD begins his 20th season as a broadcaster for the Cleveland Indians. 2019 will mark his 13th year in the TV booth calling play-by-play with partner Rick Manning. He spent seven seasons (2000-06) as a member of the Tribe radio broadcast team and 13 years as host of **Indians Warm Up**, the pregame show heard on the Cleveland Indians Radio Network.

Matt began his career with local ABC affiliate WEWS-TV5, where he spent 17 years and served as the station's sports director from 1997-1999. Underwood has called play-by-play action for the OHSAA football playoffs as well as NCAA football on **SportsTime Ohio**.

The Ashland, OH native graduated from Baldwin-Wallace College in 1990. He is a member of both the Ashland County Sports Hall of Fame and the Baldwin-Wallace Radio Hall of Fame. In 2013, Underwood received the Alumni Merit Award from B-W and the Distinguished Alumni

Award from Ashland High School. Matt has helped raise money for numerous charitable organizations including Cleveland Indians Charities, Team Focus, Ashland County Cancer Association and The Sophia Underwood Memorial Scholarship.

He currently resides in Avon Lake with his wife, Shelley, who owns and operates Johnny Mango, a popular restaurant in Ohio City since 1996. They have two children, Max and Devan.



ANDRE KNOTT begins his fifth season as a reporter for all Cleveland Indians telecasts on **SportsTime Ohio**.

Knott has contributed to **SportsTime Ohio's** coverage over the past several years in various capacities, from covering high school football and the Cleveland Browns to hosting *Drennan Live*. Previously, he was the **Browns Radio Network** sideline reporter for six years, 2004-10, and has also been seen and heard covering Cleveland sports on WKNR and WEWS and still has a working partnership with Newsradio WTAM 1100. He also records a weekly podcast for *Scene Magazine*.

Knott and his wife, Jennifer, reside in Wadsworth with their children, Isabella and AJ. He is a graduate of Akron St. Vincent-St. Mary High School and Kent State University. He was an All-Ohio running back and four-time letter winner in baseball at St Vincent-St. Mary, earning SVSM Hall of Fame induction honors in 2018.

MISCELLANEOUS

BROADCASTERS AND WRITERS HONORED BY THE NBHOF

The equivalent of Hall of Fame induction for broadcasters and sportswriters is the Ford C. Frick Award and the J. G. Taylor Spink Award, respectively. Three individuals have been honored for their coverage of the Indians. Tribe play-by-play voice Jimmy Dudley received the Frick award in 1997. Gordon Cobbleddick (1977) and Hal Lebovitz (2000) have been honored with the Spink award.

THE FIRST TELECAST

The first local telecast of an Indians' game took place on May 15, 1948 as Cleveland met the White Sox in an afternoon game at Cleveland Municipal Stadium. The game was telecast on WEWS-TV, Cleveland's only TV station at the time. The announcer was Van Patrick.

ITEMS OF INTEREST

FIRST-YEAR PLAYER DRAFT

Major League clubs meet once a year for the purpose of drafting high school, college and junior college eligible players. High school players become eligible following completion of their senior year or after withdrawing from and remaining out of school for at least 365 days; college players become eligible following completion of their junior or senior years or if they are at least 21 years old (within 45 days of the completion of the draft) and between school years; and junior college players become eligible following their freshmen or sophomore years.

Selection of a player in the first-year player draft (Monday, June 3, 2019) entitles the club to the exclusive right of negotiation with that player through July 12 at 5PM ET, the signing deadline, for all draft picks other than college seniors (or other players who have utilized all of their NCAA eligibility) for whom the club has the exclusive right of negotiation for approximately one year.

If a first or second round draft pick (or a free agent compensation pick between the first and second rounds) does not sign by the July 12 signing deadline, the selecting club receives the subsequent pick in the following year's draft.

ROOKIE QUALIFICATIONS

A player shall be considered a rookie unless, during a previous season or seasons, he had a) exceeded 130 at-bats or 50 innings pitched in the Major Leagues; or 2) accumulated more than 45 days on the active roster of a Major League club or clubs during the period of a 25-player limit (excluding time in the military service and time on the disabled list).

SAVE RULE

Rule 10.19 – The official scorer shall credit a pitcher with a save when such pitcher meets all four of the following conditions 1) he is the finishing pitcher in a game won by his club; and 2) he is not the winning pitcher; and 3) he is credited with at least 1/3 of an inning pitched; and 4) he satisfies one of the following conditions: a) enters the game with a lead of no more than three runs and b) pitches for at least one inning, c) enters the game, regardless of the count, with the potential tying run either on base, or at bat, or on deck (that is, the potential tying run is either already on base or is one of the first two batsmen he faces); or d) pitches for at least three innings.

MAJOR LEAGUE SERVICE

- Is credited for each day a player appears on an active roster or Major League disabled or suspended list.
- In the case of a player called up from the Minor Leagues, is credited beginning with the date he physically reports.
- In the case of a Major League player who is traded and reports in the normal course, service is not interrupted.
- In the case of a Major League player sent down to the Minor Leagues, is credited through the date of the assignment.
- In the case of a player who is unconditionally released, is credited through the date waivers are requested.
- In the case of the player designated for release or assignment (MLR 2), is credited after the designation, through the date of the actual assignment or the request for unconditional release waivers.
- For a player who appears on his club's opening day roster, is credited as of the earliest scheduled opener, without regard to the actual opening date of his own club.
- Is credited at the rate of 172 days per "year," though the season is actually 183 days long
- Is not credited during any period or periods of optional assignment totaling 20 days or more during a single season.

MAJOR LEAGUE ROSTER LIMITS

The Major League active roster is limited to 25 players from opening day through August 31 except in the case of a doubleheader. Beginning in 2012, roster limits were expanded to 26 for any doubleheader except for a rescheduled doubleheader when it occurs on the day after the canceled game or a doubleheader in which one game is the continuation of a suspended game. The active roster limit is 40 players from September 1 through the end of season.

BATTING-PITCHING QUALIFICATIONS

To qualify for the American League batting championship, a player must have 502 or more plate appearances. (3.1 for each of the 162 scheduled games.) Pitchers must work 162 or more innings to qualify for the earned run average title.

DEFINITION OF A NIGHT GAME

Any game scheduled to start after 5:01PM will be considered a night game. Twi-night doubleheaders shall be included in doubleheader statistics and shall be considered two night games for single-admission doubleheaders starting after 4:00PM. When afternoon and night games are played on the same date with separate admissions, the games shall be day and night and count as single games.

CONSECUTIVE GAME HITTING STREAKS

A consecutive-game hitting streak shall not be terminated if all the player's plate appearances (one or more) result in a base on balls, hit batsman, defensive interference or a sacrifice bunt. The streak shall terminate if the player has a sacrifice fly and no hit.

HOW TO FIGURE

BATTING AVERAGE

Divide the total number of hits collected by a player by the total number of at-bats (i.e. Player A is 12-for-40 or .300).

SLUGGING PERCENTAGE

Divide the number of total bases by the total number of at-bats (i.e. Player A's 12 hits include six singles (6), one double (2), two triples (6) and three home runs (12) for 26 total bases in 40 at bats and a .650 slugging percentage).

EARNED RUN AVERAGE

The total number of earned runs allowed by a pitcher is divided by the total number of innings pitched and then multiplied by nine for his per game average (i.e. Pitcher B has allowed 12 earned runs in 45 innings of work for a 2.40 ERA).

FIELDING AVERAGE

The sum of putouts and assists is divided by the sum of putouts, assists and errors (i.e. Player C has made 16 putouts and 24 assists and two errors. That's 40 putouts and assists divided by 42 chances for a fielding average of .952).

WON-LOST PERCENTAGE

Divide the number of victories by the total number of games played (i.e. 22 wins and 18 losses produce a winning percentage of .550).

ON-BASE PERCENTAGE

The sum of hits plus total bases on balls plus hit-by-pitches is divided by the sum of at-bats plus total bases on balls, hit-by-pitches and sacrifice flies (Does not include being awarded first base on interference or obstruction).

MAGIC NUMBER

Determine the number of games yet to be played, add one, then subtract the number of games ahead in the loss column of the standings from the closest opponent.

OPS

OPS equals On-Base Percentage plus Slugging Percentage. OPS is a simple way to get an overall summary of a batter's production. It combines the two most important factors in offense - reaching base (OBP) and advancing runners (SLG), and as a result it tracks with very closely with runs scored, better than using just OBP or SLG by itself.

OTHER ALL-TIME TEAMS

Several all-time Indians teams have been chosen over the years. In 1951, an all-time team was chosen in conjunction with the 50th anniversary of the American League. The players chosen for that team were: Hal Trosky (1B), Nap Lajoie (2B), Joe Sewell (SS), Ken Keltner (3B), Tris Speaker (OF), Earl Averill (OF), Joe Jackson (OF), Steve O'Neill (C), Cy Young (P), and Mel Harder (P). These players also comprised the first 10 inductees to the Cleveland Indians Hall of Fame.

CLEVELAND INDIANS CHARITIES

Established in 1989, **CLEVELAND INDIANS CHARITIES** (CIC) is the self-sustaining charitable arm of the Cleveland Indians that utilizes baseball to strengthen youth through service initiatives that focus on education, health and fitness. Since its inception, CIC has donated more than **\$12 million** to youth-oriented agencies and organizations throughout Northeast Ohio. CIC has established and enhanced its relationships with several of these organizations, with the focus on the following beneficiaries and grant programs for 2019:



• **Cleveland Metropolitan School District:** to provide funding for high school baseball and softball programs.

• **Boys & Girls Clubs of Cleveland:** To provide educational outreach programs that encourage healthy lifestyles, improve reading skills, and build character

• **Cleveland Baseball Federation:** To grow youth participation in baseball and softball by providing opportunities to play for over 3,000 youth each year and administering the Reviving Baseball in Inner Cities (RBI) and Rookie League, free of charge.

Diamond Improvement Grant: to assist in league funding, programming and renovation of playing fields.

The relationships CIC maintains with these youth-service agencies provide the opportunity to jointly create, design and execute programs and activities. The result is programming which helps young people develop necessary life skills, learn responsibility and cooperation and develop courage and confidence to face today's hurdles. CIC impacts over 20,000 children throughout Northeast Ohio on an annual basis.

A significant portion of the total amount raised for these programs is through the generosity of Cleveland Indians players, coaches, front office and corporate partners.

The Cleveland Indians organization and its players have a unique opportunity to make a positive impact on the youth of Northeast Ohio. It is an opportunity and responsibility we embrace.

How To Get Involved With CIC

Indians fans can help generate funds for CIC by participating in various fundraising initiatives spearheaded by CIC each season. In 2019, CIC will host the following events and programs:

CIC 50/50 Raffle

Stop by one of four kiosks located inside Progressive Field during any home game to purchase a 50/50 raffle ticket. Half the pot goes to one lucky winner, and the other half goes to Cleveland Indians Charities.

Friday, April 26, 2019 –

CIC High School Hardball Classic

Progressive Field will be the site of the 14th Annual CIC High School Hardball Classic. Six (6) area high schools will compete during the event. Fans interested in attending the Hardball Classic can purchase a \$5 ticket at any participating high school prior to the event or a \$7 ticket at Progressive Field the day of the event. Visit www.indians.com/community for a complete list of participating schools.

Wednesday, May 15, 2019 –

CIC Celebrity Golf Classic

The Indians Celebrity Golf Classic will once again be held at Quail Hollow Country Club. Spend the day golfing with Indians players, coaches, alumni and broadcasters. The day includes great gifts, prizes, breakfast, lunch, cocktail dinner party, live and silent auction and more. Individual registration, teams of five golfers and sponsorships are available.

Progressive Field Tours (May 1 – Sept. 1)

Experience a behind-the-scenes tour of Progressive Field including some of the newly renovated areas of the ballpark. Locations include the Home Dugout, Warning Track, Batting Cages, and Press Box. Tickets are \$15.00 for adults and \$10.00 for youths 14 and under and senior citizens 60 and over. Special School and Group Rates are available. Visit www.indians.com/community for complete schedule and pricing. Book your school or group tour today!

Round Up for Charity – Year Round

Round Up for Charity, available at the Progressive Field Team Shop and merchandise stands throughout Progressive Field, allows fans to "Round Up" their purchase total to the next dollar amount, with the difference donated to CIC. Round Up your next transaction at Progressive Field to assist CIC in providing baseball and softball opportunities for the youth of Northeast Ohio.

Please visit indians.com/community, or call 216.420.HITS for more information on any of the above programs.